









**QUALITY CASTER SUPPLY**  
"THE RIGHT CASTER FOR THE RIGHT JOB"  
**440-368-4667**



































**Industrial  
Food Service  
Institutional**


















*"Casters and Wheels for Every Application"*

















# Table of Contents

<b>17</b>	<b>01/05 SERIES • CAPACITY 400</b>	
<b>19</b>	<b>03/04 SERIES • CAPACITY 500</b>	
<b>22</b>	<b>A9 SERIES • CAPACITY 230</b>	
<b>23</b>	<b>11/12 SERIES • CAPACITY 500</b>	
<b>25</b>	<b>08 SERIES • CAPACITY 110</b>	
<b>27</b>	<b>09/10/T2 SERIES • CAPACITY 175</b>	
<b>28</b>	<b>13/14 SERIES • CAPACITY 350</b>	
<b>34</b>	<b>21 SERIES • CAPACITY 350</b>	
<b>39</b>	<b>07 SERIES • CAPACITY 350</b>	
<b>40</b>	<b>07 SERIES STEMS</b>	
<b>44</b>	<b>75 SERIES • CAPACITY 350</b>	
<b>50</b>	<b>17/18/19/T1 SERIES • CAPACITY 350</b>	
<b>54</b>	<b>TM/TG/TR SERIES • CAPACITY 350</b>	
<b>55</b>	<b>T9/79/80 SERIES • CAPACITY 450</b>	
<b>60</b>	<b>27/28/39 SERIES • CAPACITY 1250</b>	
<b>70</b>	<b>DT/FT/TT SERIES • CAPACITY 1250</b>	











<b>75</b>	<b>41/42 SERIES • CAPACITY 2000</b>	
<b>76</b>	<b>IT SERIES • CAPACITY 1000</b>	
<b>85</b>	<b>43/44 SERIES • CAPACITY 1500</b>	
<b>91</b>	<b>53/54 SERIES • CAPACITY 2500</b>	
<b>95</b>	<b>55/56 SERIES • CAPACITY 3500</b>	
<b>94</b>	<b>SUPER SERIES • CAPACITY 500</b>	
<b>99</b>	<b>67/68 SERIES • CAPACITY 850</b>	
<b>100</b>	<b>MAX SERIES • CAPACITY 175</b>	
<b>102</b>	<b>POLIMED SERIES • CAPACITY 300</b>	
<b>103</b>	<b>POLIMA SERIES • CAPACITY 246</b>	
<b>104</b>	<b>SHOPPING SERIES • CAPACITY 250</b>	
<b>105</b>	<b>LAUNDRY SERIES • CAPACITY 350</b>	
<b>106</b>	<b>STAINLESS SERIES</b>	
<b>107</b>	<b>STAINLESS POLIMED SERIES • CAP. 300</b>	
<b>108</b>	<b>15/16 SERIES • CAPACITY 350</b>	
<b>115</b>	<b>S7/S8/S9 SERIES • CAPACITY 350</b>	
<b>122</b>	<b>73/74/7T SERIES • CAPACITY 350</b>	

<b>127</b>	<b>31/32/TS SERIES • CAPACITY 1200</b>	
<b>132</b>	<b>S5/S6 SERIES • CAPACITY 1250</b>	
<b>137</b>	<b>4S SERIES • CAPACITY 1250</b>	
<b>142</b>	<b>FL SERIES</b>	
<b>143</b>	<b>S57/S58 SERIES • CAPACITY 3000</b>	
<b>145</b>	<b>S61/S62 SERIES • CAPACITY 3000</b>	
<b>147</b>	<b>CQ, UD WHEELS • CAPACITY 2000</b>	
<b>148</b>	<b>CP, UX WHEELS • CAPACITY 1700</b>	
<b>149</b>	<b>EX WHEELS • CAPACITY 6500</b>	
<b>150</b>	<b>HU WHEELS • CAPACITY 3200</b>	
<b>151</b>	<b>PX WHEELS • CAPACITY 10000</b>	
<b>152</b>	<b>SU WHEELS • CAPACITY 1000</b>	
<b>153</b>	<b>MU WHEELS • CAPACITY 1400</b>	
<b>154</b>	<b>PA WHEELS • CAPACITY 1500</b>	
<b>155</b>	<b>SW WHEELS • CAPACITY 4200</b>	
<b>157</b>	<b>PP WHEELS • CAPACITY 1400</b>	
<b>160</b>	<b>PU WHEELS • CAPACITY 4400</b>	

<b>163</b>	US/UN, ET WHEELS • CAPACITY 4400	
<b>164</b>	CL, EU WHEELS • CAPACITY 375	
<b>165</b>	PM WHEELS • CAPACITY 1000	
<b>166</b>	PR WHEELS • CAPACITY 1200	
<b>167</b>	EN WHEELS • CAPACITY 1400	
<b>168</b>	BL,BC WHEELS • CAPACITY 700	
<b>169</b>	RA WHEELS • CAPACITY 900	
<b>170</b>	RH WHEELS • CAPACITY 1500	
<b>171</b>	RS WHEELS • CAPACITY 2000	
<b>174</b>	NR,TR WHEELS • CAPACITY 400	
<b>175</b>	CR,RK WHEELS • CAPACITY 400	
<b>176</b>	HR WHEELS • CAPACITY 500	
<b>177</b>	SR WHEELS • CAPACITY 400	
<b>178</b>	EL,HI WHEELS • CAPACITY 1100	
<b>179</b>	LS,MA WHEELS • CAPACITY 650	
<b>181</b>	RD WHEELS • CAPACITY 500	
<b>182</b>	SF WHEELS • CAPACITY 700	

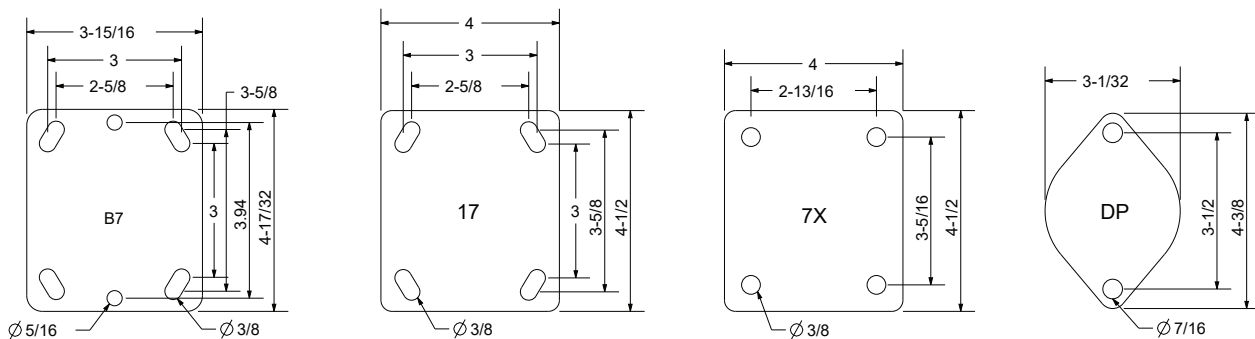
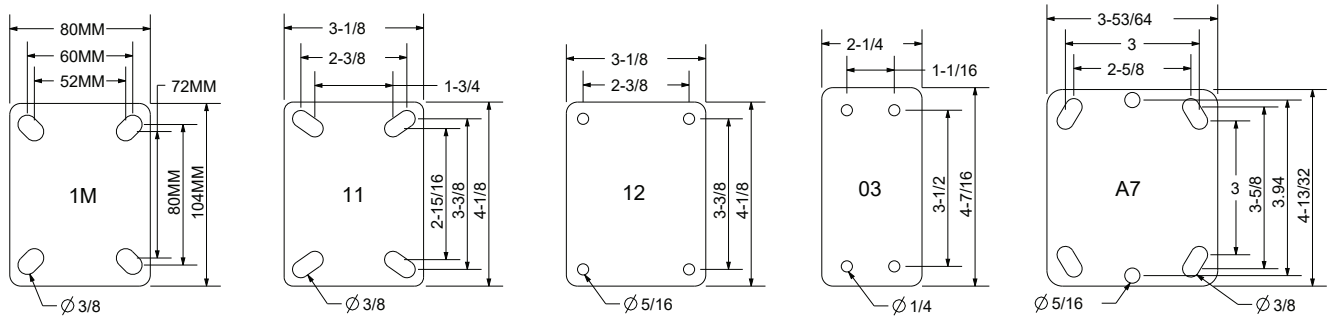
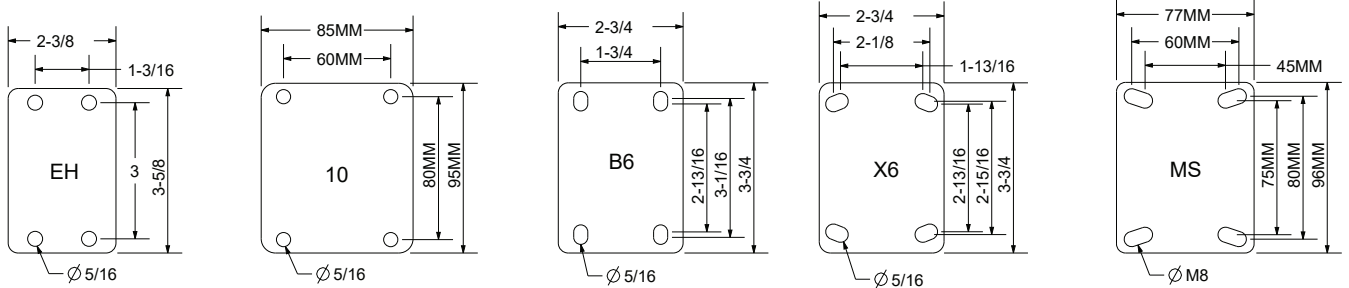
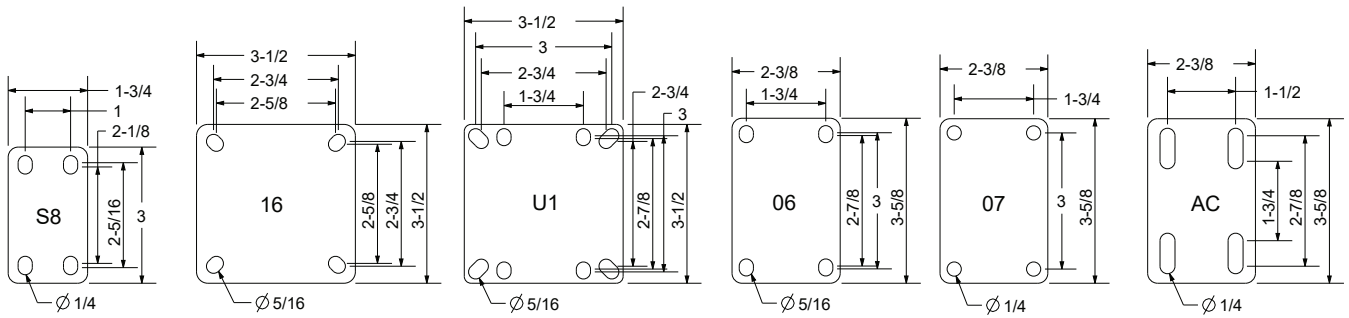
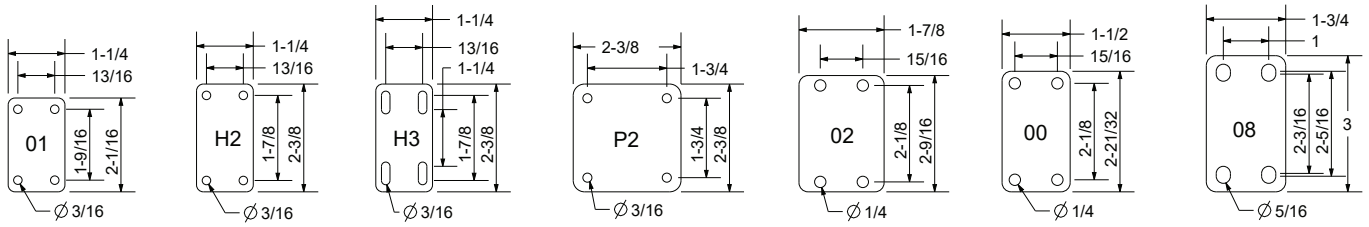
<b>183</b>	<b>TP WHEELS • CAPACITY 950</b>	
<b>186</b>	<b>NM WHEELS • CAPACITY 800</b>	
<b>187</b>	<b>SX WHEELS • CAPACITY 1500</b>	
<b>188</b>	<b>NX WHEELS • CAPACITY 10000</b>	
<b>189</b>	<b>NY WHEELS • CAPACITY 1300</b>	
<b>190</b>	<b>PO WHEELS • CAPACITY 900</b>	
<b>193</b>	<b>PH WHEELS • CAPACITY 3500</b>	
<b>195</b>	<b>GN WHEELS • CAPACITY 2000</b>	
<b>196</b>	<b>HT WHEELS • CAPACITY 3000</b>	
<b>198</b>	<b>OV WHEELS • CAPACITY 2600</b>	
<b>199</b>	<b>SS WHEELS • CAPACITY 700</b>	
<b>200</b>	<b>HS WHEELS • CAPACITY 1400</b>	
<b>201</b>	<b>CD WHEELS • CAPACITY 17000</b>	
<b>202</b>	<b>DS WHEELS • CAPACITY 17000</b>	
<b>203</b>	<b>CD WHEELS • CAPACITY 10000</b>	
<b>205</b>	<b>FS WHEELS • CAPACITY 20000</b>	
<b>207</b>	<b>VG WHEELS • CAPACITY 3500</b>	

<b>208</b>	DV WHEELS • CAPACITY 5000	
<b>209</b>	SV WHEELS • CAPACITY 15000	
<b>210</b>	FT/FC/FN WHEELS • CAPACITY 6000	
<b>211</b>	BLACK FOAM FILLED PNEUMATIC WHEELS • CAPACITY 650	
<b>211</b>	GRAY FOAM FILLED PNEUMATIC WHEELS • CAPACITY 650	
<b>212</b>	GRAY PNEUMATIC WHEELS • CAPACITY 650	
<b>212</b>	BLACK POLYURETHANE FILLED PNEUMATIC WHEELS • CAPACITY 650	
<b>213</b>	BLACK PNEUMATIC WHEELS • CAPACITY 650	
<b>214</b>	ER WHEELS • CAPACITY 520	
<b>215</b>	RT,SN WHEELS • CAPACITY 300	
<b>216</b>	SN WHEELS • CAPACITY 850	
<b>217</b>	BALL BEARINGS	
<b>218</b>	DELTRIN BEARINGS	
<b>218</b>	BRONZE BEARINGS	
<b>219</b>	PRECISION, TAPERED & TOP HATS	
<b>220</b>	SPANNER BUSHINGS	
<b>221</b>	AXLES	

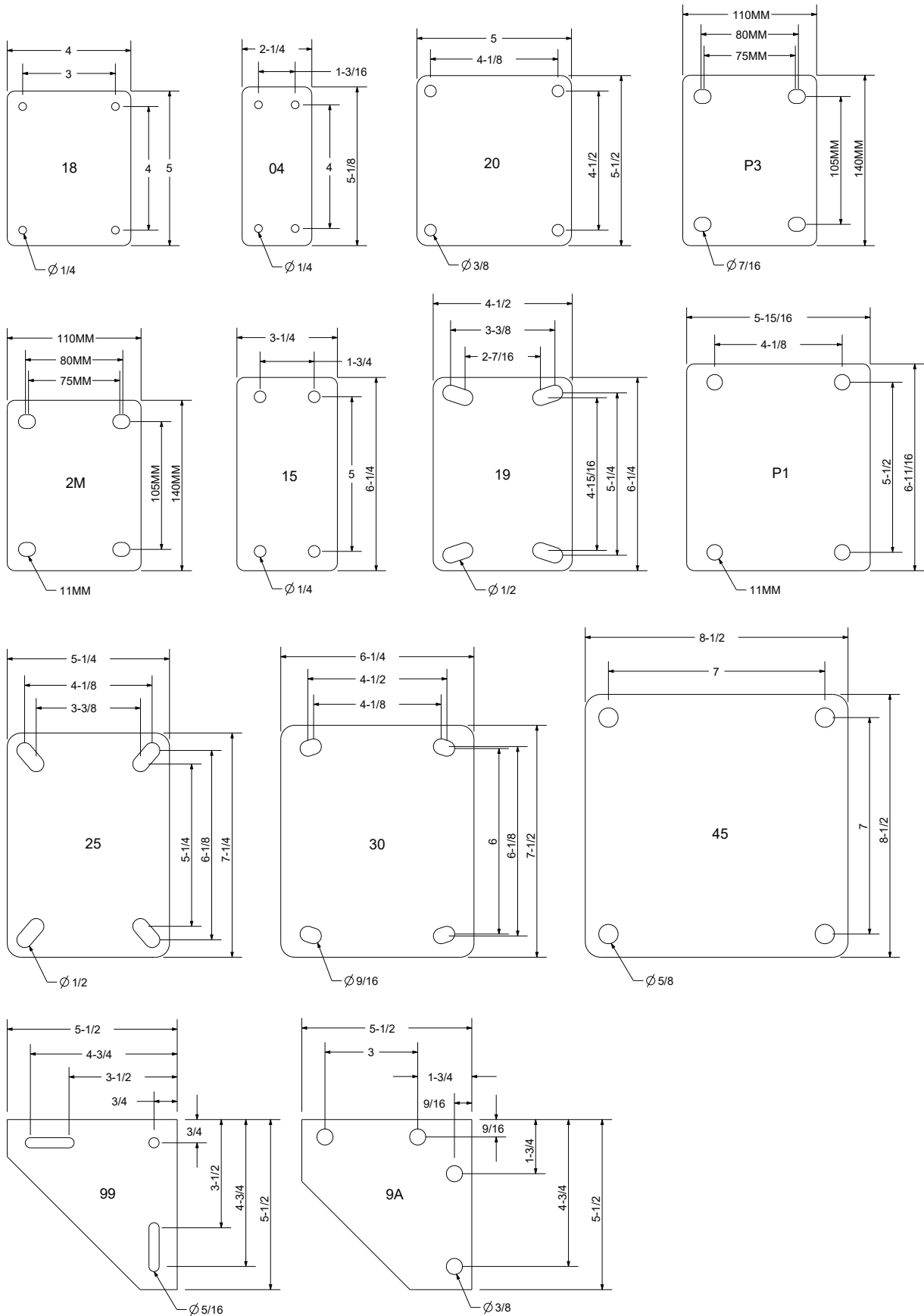
<b>222</b>	<b>RETAINER &amp; THRUST WASHERS</b>	
<b>223</b>	<b>BRAKE KITS</b>	
<b>230</b>	<b>SWIVEL LOCK</b>	
<b>230</b>	<b>BRACKETS</b>	
<b>231</b>	<b>TUBING SOCKETS</b>	
<b>232</b>	<b>EXPANDABLE RUBBER ADAPTOR</b>	
<b>233</b>	<b>ADAPTOR</b>	
<b>233</b>	<b>QUICK CHANGE PLATE</b>	
<b>234</b>	<b>FLOOR LOCKS</b>	
<b>236</b>	<b>SHIM PLATES</b>	



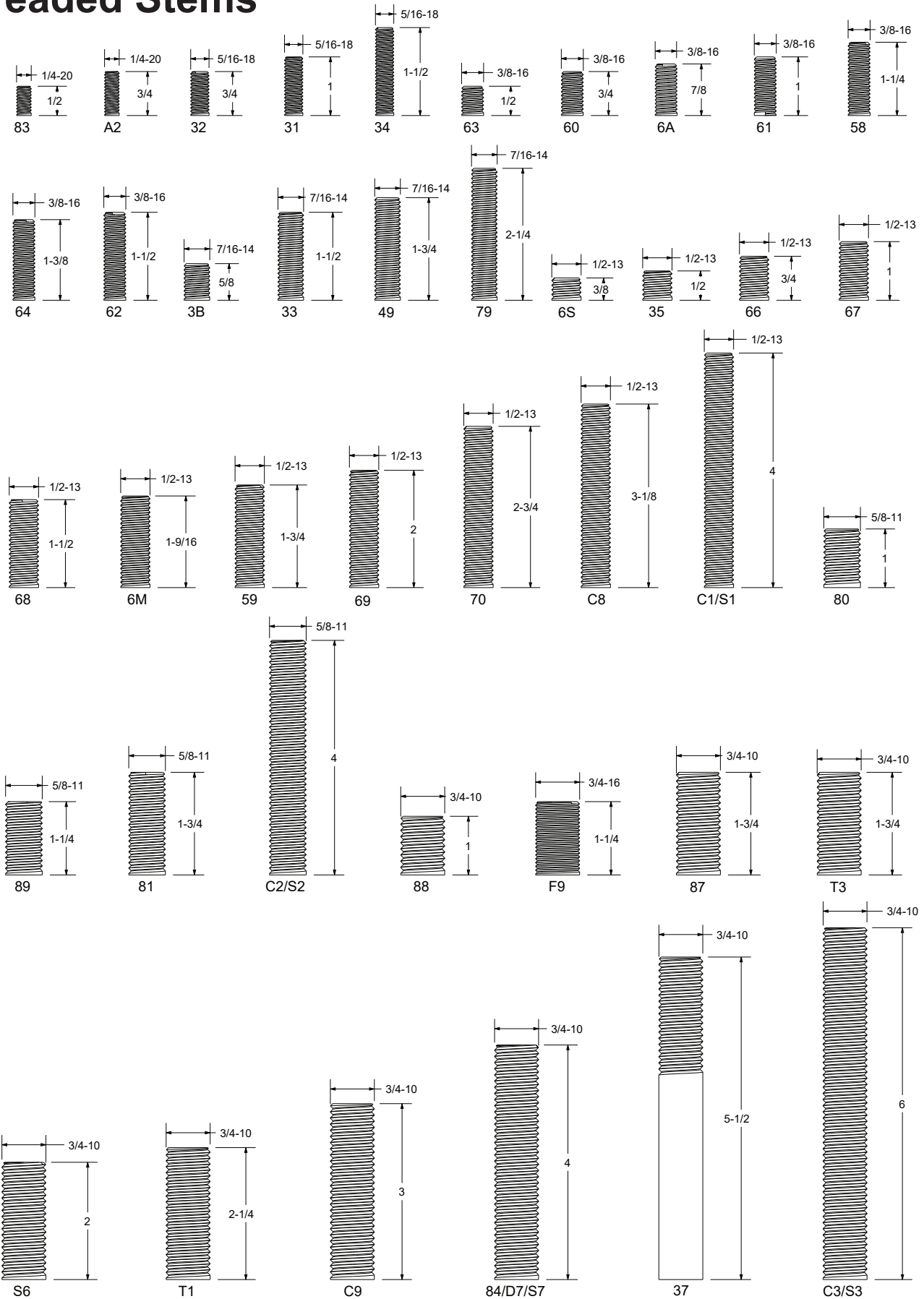
# Top Plates



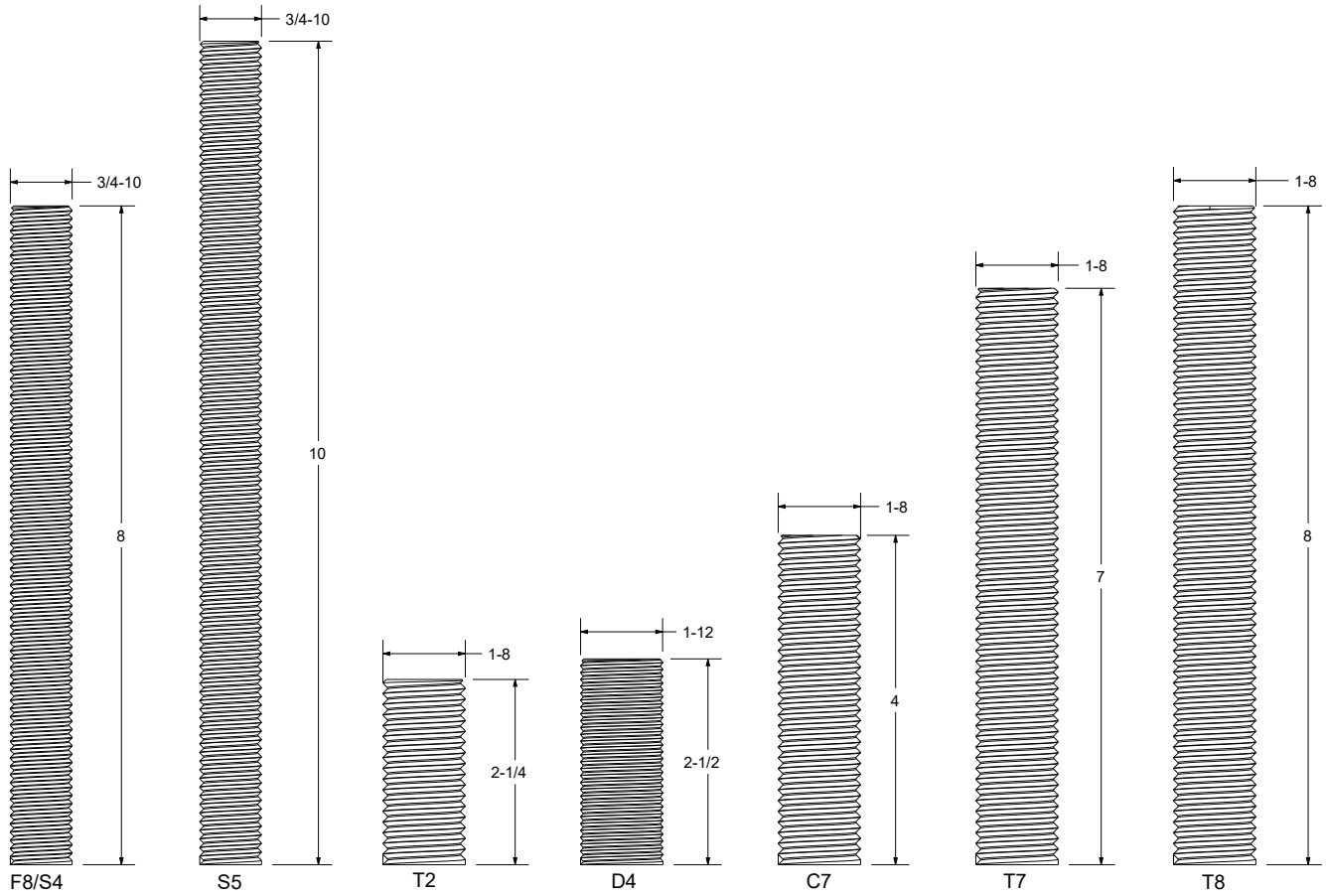
# Top Plates Continued



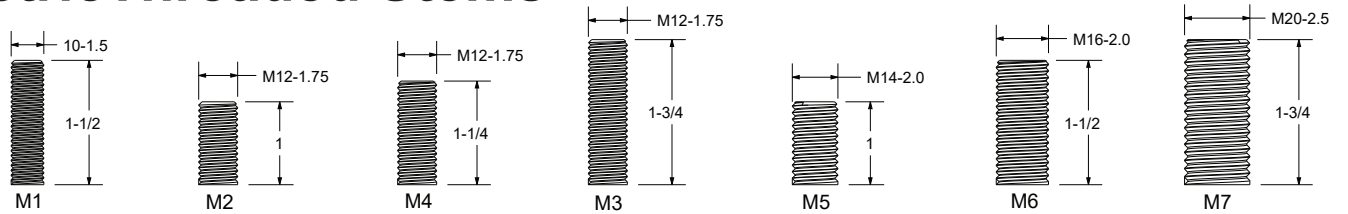
# Threaded Stems



# Threaded Stems Continued

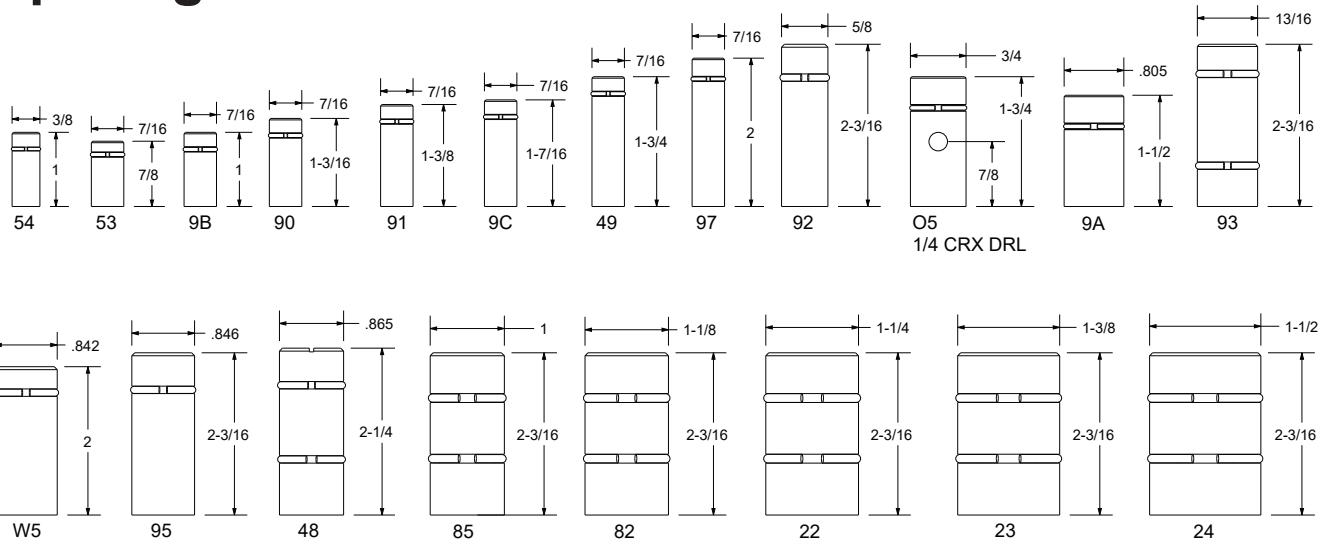


# Metric Threaded Stems

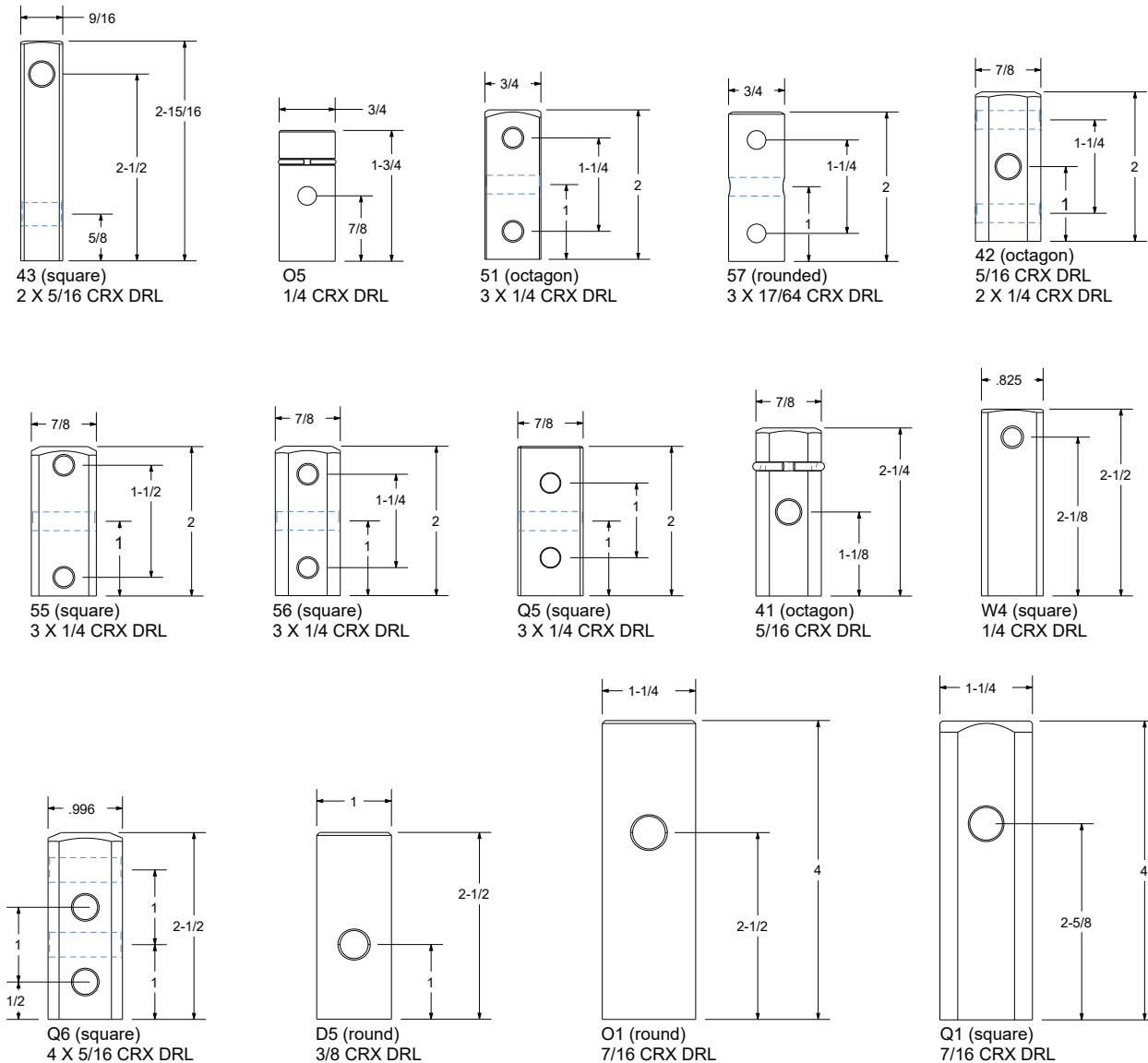


Notes

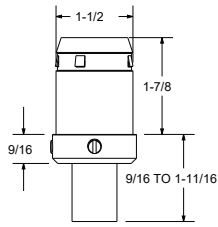
# Grip Ring Stems



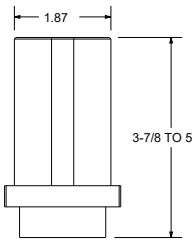
# Cross-Drilled Stems



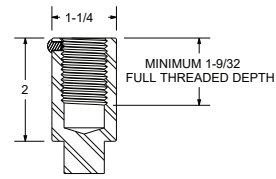
# Adjustable Stems



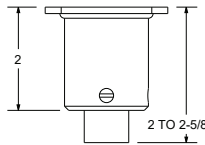
**B1 (07STGB1)**  
Fit 1-1/2 Round Tube  
Adj. Range 1-1/8  
Addit. Adj. H. 9/16 TO 1-11/16



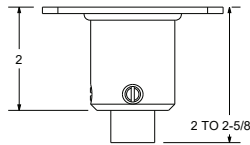
**Q8**  
Fit 2 Inch Square Tube  
Adj. Range 1-1/8  
Addit. Adj. H. 3-7/8 TO 2



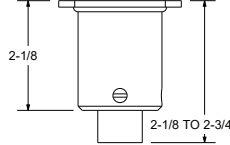
**34**  
3/4-10 Inner Threaded Stem



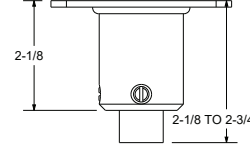
**E1 (07STAE1)**  
#06 Mounting Plate  
Adj. Range 5/8  
Addit. Adj. H. 2 TO 2-5/8



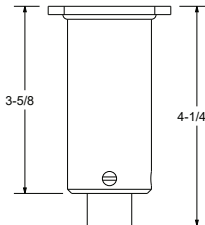
**F1 (07STAF1)**  
#16 Mounting Plate  
Adj. Range 5/8  
Addit. Adj. H. 2 TO 2-5/8



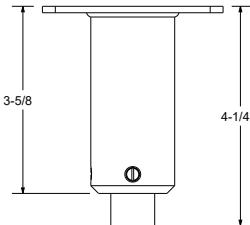
**E2 (07STAE2)**  
#06 Mounting Plate  
Adj. Range 5/8  
Addit. Adj. H. 2-1/8 TO 2-3/4



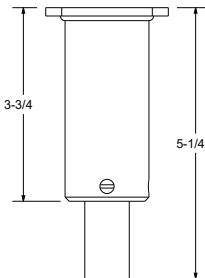
**F2 (07STAF2)**  
#16 Mounting Plate  
Adj. Range 5/8  
Addit. Adj. H. 2-1/8 TO 2-3/4



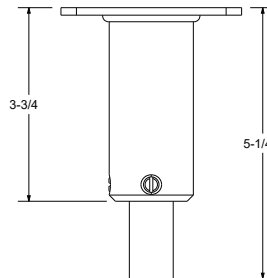
**E3 (07STAE3)**  
#06 Mounting Plate  
Adj. Range 5/8  
Addit. Adj. H. 3-5/8 TO 4-1/4



**F3 (07STAF3)**  
#16 Mounting Plate  
Adj. Range 5/8  
Addit. Adj. H. 3-5/8 TO 4-1/4

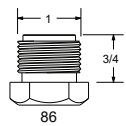


**E4 (07STAE4)**  
#06 Mounting Plate  
Adj. Range 1-1/2  
Addit. Adj. H. 3-3/4 TO 5-1/4

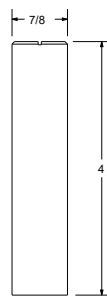


**F4 (07STAF4)**  
#16 Mounting Plate  
Adj. Range 1-1/2  
Addit. Adj. H. 3-3/4 TO 5-1/4

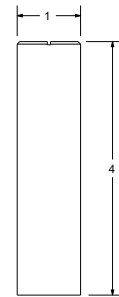
# Special Stems



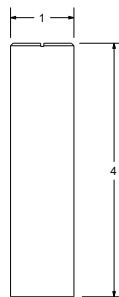
**86**  
Pipe Thread Stem Adapter  
Fit 3/4 NPT Coupler  
0.45 Hole for 7/16 Grip Ring Stem



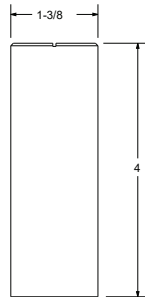
**L2**  
Plain Stem




**L3 (#4L)**  
Plain Stem



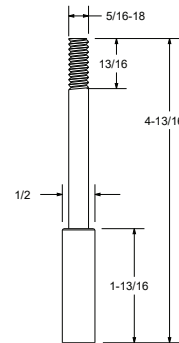
**L4**  
Plain Stem



**L5**  
Plain Stem

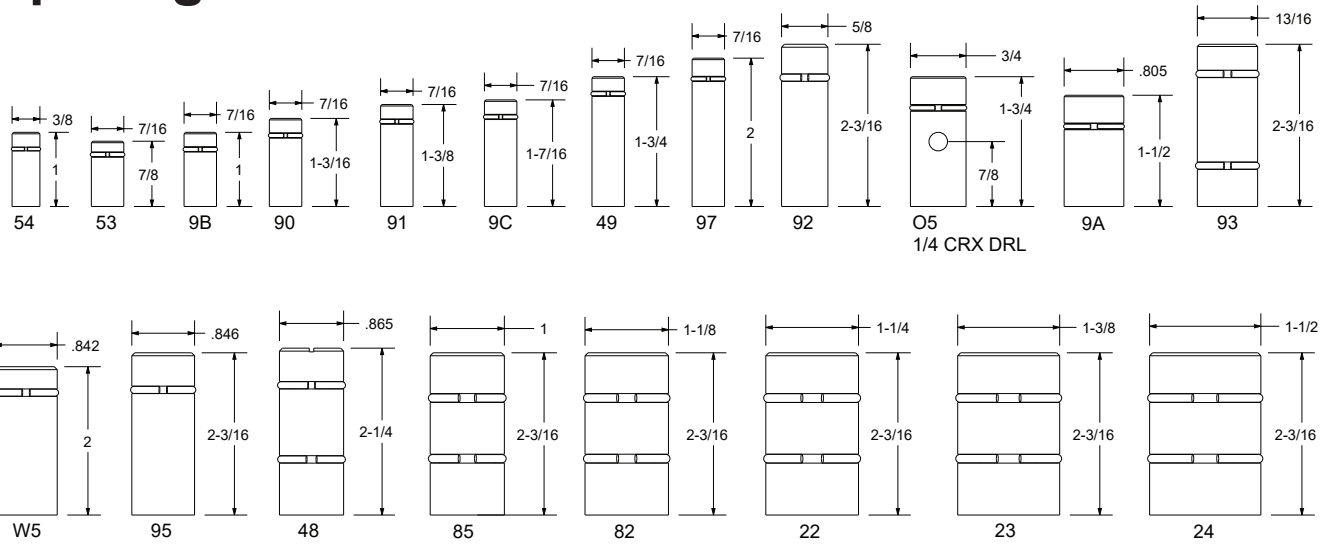


**L3 (#08)**  
Plain Stem

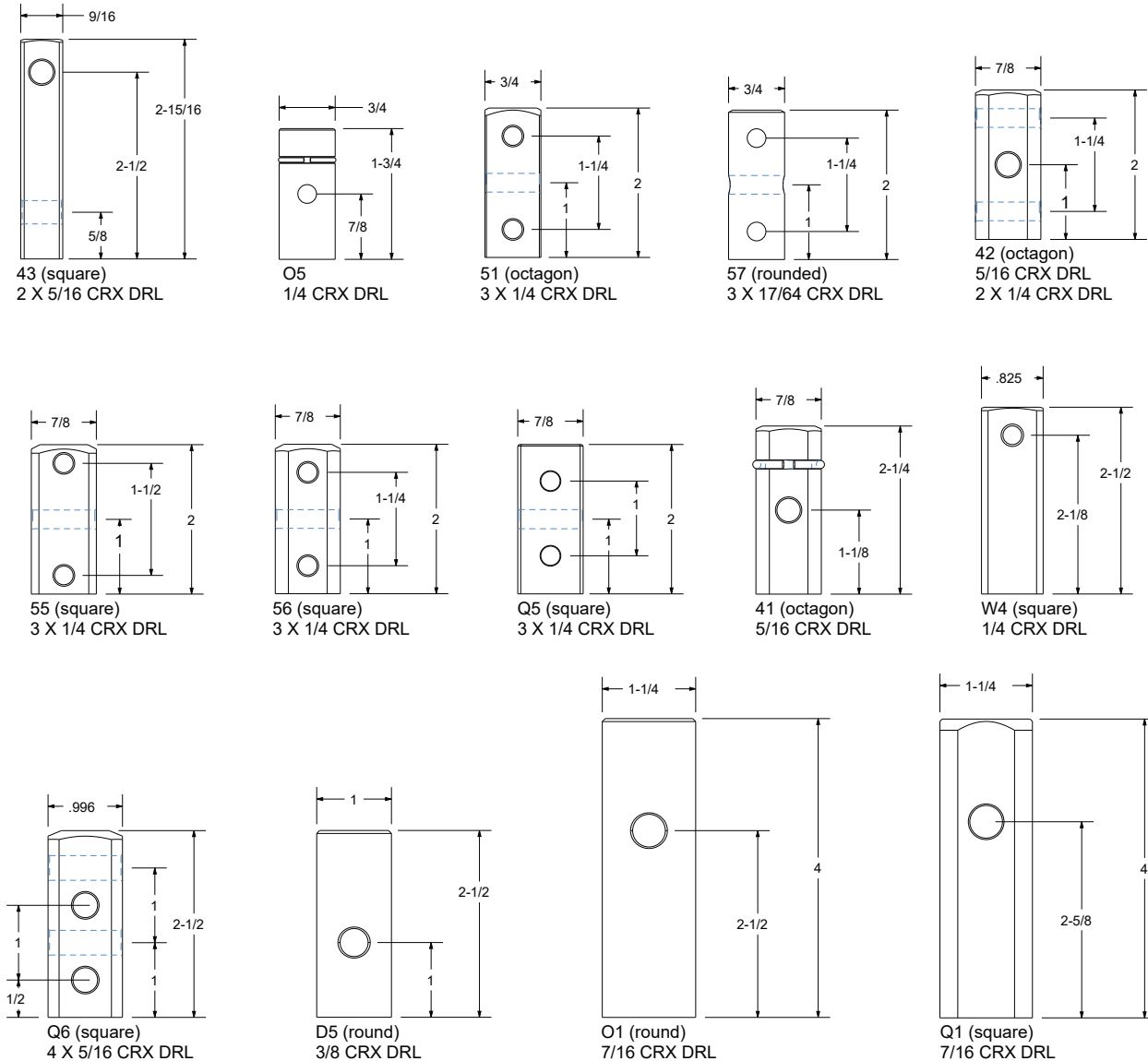


**L1**  
Ladder Stem

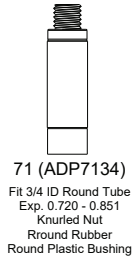
# Grip Ring Stems



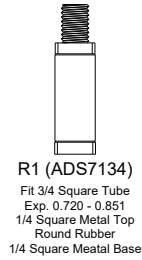
# Cross-Drilled Stems



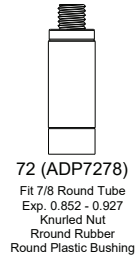
# Adaptor Stems



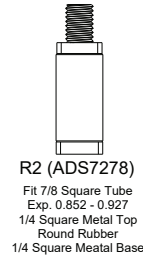
**71 (ADP7134)**  
Fit 3/4 ID Round Tube  
Exp. 0.720 - 0.851  
Knurled Nut  
Round Rubber  
Round Plastic Bushing



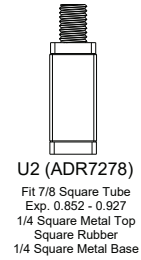
**R1 (ADS7134)**  
Fit 3/4 Square Tube  
Exp. 0.720 - 0.851  
1/4 Square Metal Top  
Round Rubber  
1/4 Square Meatal Base



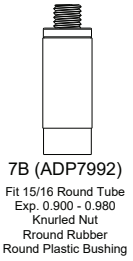
**72 (ADP7278)**  
Fit 7/8 Round Tube  
Exp. 0.852 - 0.927  
Knurled Nut  
Round Rubber  
Round Plastic Bushing



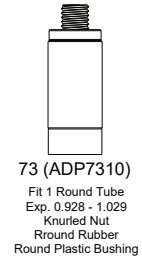
**R2 (ADS7278)**  
Fit 7/8 Square Tube  
Exp. 0.852 - 0.927  
1/4 Square Metal Top  
Round Rubber  
1/4 Square Meatal Base



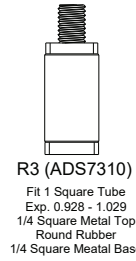
**U2 (ADR7278)**  
Fit 7/8 Square Tube  
Exp. 0.852 - 0.927  
1/4 Square Metal Top  
Square Rubber  
1/4 Square Metal Base



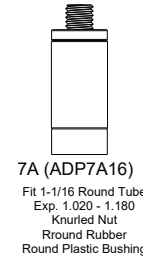
**7B (ADP7992)**  
Fit 15/16 Round Tube  
Exp. 0.900 - 0.980  
Knurled Nut  
Round Rubber  
Round Plastic Bushing



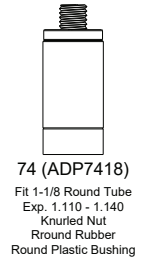
**73 (ADP7310)**  
Fit 1 Round Tube  
Exp. 0.928 - 1.029  
Knurled Nut  
Round Rubber  
Round Plastic Bushing



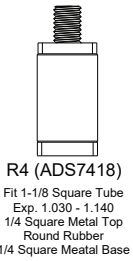
**R3 (ADS7310)**  
Fit 1 Square Tube  
Exp. 0.928 - 1.029  
1/4 Square Metal Top  
Round Rubber  
1/4 Square Meatal Base



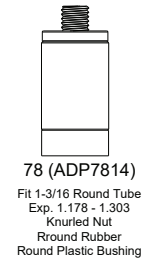
**7A (ADP7A16)**  
Fit 1-1/16 Round Tube  
Exp. 1.020 - 1.180  
Knurled Nut  
Round Rubber  
Round Plastic Bushing



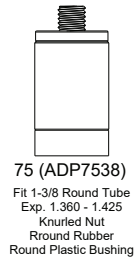
**74 (ADP7418)**  
Fit 1-1/8 Round Tube  
Exp. 1.110 - 1.140  
Knurled Nut  
Round Rubber  
Round Plastic Bushing



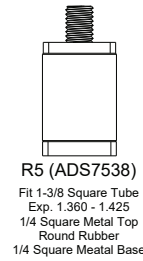
**R4 (ADS7418)**  
Fit 1-1/8 Square Tube  
Exp. 1.030 - 1.140  
1/4 Square Metal Top  
Round Rubber  
1/4 Square Meatal Base



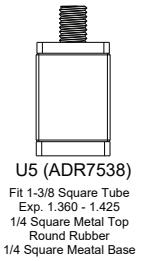
**78 (ADP7814)**  
Fit 1-3/16 Round Tube  
Exp. 1.178 - 1.303  
Knurled Nut  
Round Rubber  
Round Plastic Bushing



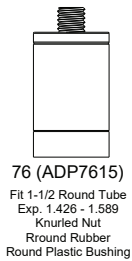
**75 (ADP7538)**  
Fit 1-3/8 Round Tube  
Exp. 1.360 - 1.425  
Knurled Nut  
Round Rubber  
Round Plastic Bushing



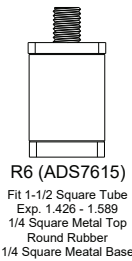
**R5 (ADS7538)**  
Fit 1-3/8 Square Tube  
Exp. 1.360 - 1.425  
1/4 Square Metal Top  
Round Rubber  
1/4 Square Meatal Base



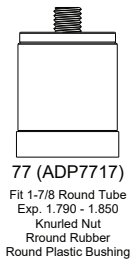
**U5 (ADR7538)**  
Fit 1-3/8 Square Tube  
Exp. 1.360 - 1.425  
1/4 Square Metal Top  
Round Rubber  
1/4 Square Meatal Base



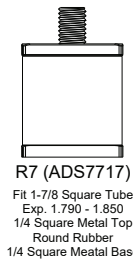
**76 (ADP7615)**  
Fit 1-1/2 Round Tube  
Exp. 1.426 - 1.589  
Knurled Nut  
Round Rubber  
Round Plastic Bushing



**R6 (ADS7615)**  
Fit 1-1/2 Square Tube  
Exp. 1.426 - 1.589  
1/4 Square Metal Top  
Round Rubber  
1/4 Square Meatal Base



**77 (ADP7717)**  
Fit 1-7/8 Round Tube  
Exp. 1.790 - 1.850  
Knurled Nut  
Round Rubber  
Round Plastic Bushing



**R7 (ADS7717)**  
Fit 1-7/8 Square Tube  
Exp. 1.790 - 1.850  
1/4 Square Metal Top  
Round Rubber  
1/4 Square Meatal Base

## NSF Listed Products:

Caster Bumper: CB200

Caster Series: 4S, B1/B2, BK, CW/CL, H9/H0, RX/RR,03,04,05,06,07,08,09,10,11,12,13,14,15,16,17, 18,19,21,22,23,24,27,28,31,32,33,73,74,75,76,79,80,85,86,95,96,RH,S5,S6,S7,S8,S9,SH,T3,TH

Wheels: BC,EL,GN,HI,HP,HR,HT,HU,MA,MU,MA,MU,MV,NM,NY,OV,PA,PH,PM,PO,PP,RA,RK,SP, SU,SR,TP,UA

Options: Brakes, Positional Lock, Raceway Seal, Thread Guards

Call for complete list of NSF list products or check the website: [www.durablesuperior.com](http://www.durablesuperior.com)





## Black Finished Casters

- Semi-gloss black finished for attractive appearance and corrosion resistance
- In stock and available in various series and sizes
- Various fastening patterns available
- For wheel selections, please refer to it series

03PO20IB8106-000000X



5AMA30IB0812-0R0000X



08SR20AI8053-000000X



07PO50GB82ZZ-000000X



07HR50GB82ZZ-0H0000X



LV0600V3-X



27NR50JB0417-0T0000X



13TP50GI4406-000000X



# 01/05/IT Low Profile Dual Wheel Swivel Casters - Up to 400lb


- Provide the highest possible weight capacity at the lowest overall height
- Dual wheels for best mobility with maximum load capacity
- Modular kingpin available in various stems
- NSF Listed and RoHS Compliant
- Broad range of mounting options
- Double ball bearings raceway
- Zinc Plated or Black Finish

05HR20AB8106YY

01RK30AI8206SY

01HR20AB8168YY

01PO20AB8191YY



## Applications:

- Vending Machines
- Commercial Appliance
- Reach-in Coolers & Freezer Units
- Computer Racks

Fastening Options (Replace ** in part number with desired plate or stem code)			
Plate Code	Overall Size	Bolt Hole Pattern	Mounting Bolt Size
06	2-3/8" x 3-5/8"	1-3/4" x 2-7/8" slotted to 3"	5/16"
11	3-1/8" x 4-1/8"	1-3/4" x 2-15/16" to 2-3/8" x 3-3/8"	5/16"
17	4" x 4-1/2"	2-5/8" x 3-5/8" to 3" x 3"	3/8"

Series	Wheel Dia.	Wheel Code	Overall Height	Swivel Radius
01	2"	20	2-7/8"	1-7/8"
05	2"	20	2-31/32"	1-7/8"
01	3"	30	4"	2-1/4"
		32		2-1/2"
		31		2-7/8"(Extended Radius to allow V-BRAKE)

\*Reduce Overall Height by 1/8" for stem casters.

Stems Available for Modular kingpin(ZZ)				Standard Stem		
Stem Code	Size	Modular Stem Part #	Stem Type	Stem Code	Size	Stem Type
91	7/16" x 1-3/8"	07STG91	Grip ring	91	7/16" x 1-3/8"	Grip Ring
92	5/8" x 2-3/16"	07STG92		61	3/8" - 16 x 1"	Threaded
93	13/16" x 2-3/16"	07STG93		62	3/8" - 16 x 1-1/2"	
95	0.846" x 2-3/16"	07STG95		35	1/2" - 13 x 1/2"	
48	0.865" x 2-1/2"	07STG48		66	1/2" - 13 x 3/4"	
85	1" x 2-3/16"	07STG85		67	1/2" - 13 x 1"	
82	1-1/8" x 2-3/16"	07STG82		68	1/2" - 13 x 1-1/2"	
22	1-1/4" x 2-3/16"	07STG22		59	1/2" - 13 x 1-3/4"	
23	1-3/8" x 2-3/16"	07STG23		81	5/8" - 11 x 1-3/4"	
51	3/4" x 2"	07STS51		89	5/8"-11x1-1/4"	
41	7/8" x 2-1/4"	07STO41		87	3/4" - 10 x 1-3/4"	
43	9/16" x 2-15/16"	07STS43				
55	7/8" x 2"	07STS55				
79	7/16" - 14 x 2-1/4"	07STT79	Threaded Stem			
33	7/16" -14 x 1-1/2"	07STT33				
C8	1/2" -13 x 3-1/8"	07STTC8				
C1	1/2" - 13 x 4"	07STTC1				
80	5/8" - 11 x 1"	07STT80				
C2	5/8" - 11 x 4"	07STTC2				
87	3/4" -10 x 1-3/4"	07STT87				
C3	3/4" - 10 x 6"	07STTC3				
M1	M10-1.5x1-1/2"	07SSM1015				
M3	M12 - 1.75 x 1-3/4"	07STM12-134				
M6	M16 - 2 x 1-1/2"	07STM16-112				
M7	M20 - 2.5 x 1-3/4"	07STM20-134				
70	1/2" - 13 x 2-3/4"	07STT70				
71	.720" - .851"	Rounded Expandable Adaptor	Expandable Adaptor for Squared Tubing			
7B	.920" - .980"					
72	.852" - .919"					
73	.935" - 1.029"					
7A	1.020" - 1.100"					
74	1.030" - 1.14"					
75	1.110" - 1.180"					
76	1.426" - 1.589"					
77	1.790" - 1.850"					
78	1.178" - 1.303"					
R1	.720" - .851"					
R2	.852" - .927"					
R3	.928" - 1.029"					
R4	1.030" - 1.140"					
R5	1.360" - 1.425"					
R6	1.426" - 1.589"					

Wheel Diameter	Tread Width	Wheel Type	Load Capacity	Bearing Type	Part #	Available Fastening Pattern (Replace ** with desired fastening Options)
2"	13/16" x 2	Hard Rubber	225	Plain	01HR20AB81**YY	06, 62, 67, 68
		Polyolefin	250	Plain	01PO20AB81**YY	06, 62, 67, 68, 91
		Hard Rubber	250	Plain	05HR20AB81**YY	06, 89
		Glass Filled Nylon	400	Plain	05MA20AO81**YY	06,89
		Ploy-Pro™	300	B. Bearing	05PP20OI4981YY	P0,80
3"	7/8" x 2	Hard Rubber	350	Plain	01HR31AB81**YY	06, 11, 17, 35, 59, 61, 62, 66, 67, 68, 81, 87, ZZ
			250	Plain	01HR30AB82**YY	06, 11
			250	Plain	01HR32AB82**YY	06, 11
		Grayrok™	350	Plain	01RK31AB81**YY	06, 11, 17, 35, 59, 61, 62, 66, 67, 68, 81, 87, ZZ
			350	Plain	01RK30AI82**YY	06, 11
			350	Plain	01RK32AI82**YY	06, 11

## 03/04/05 Low Profile Casters - Up to 500lb

- Provide the highest possible weight capacity at the lowest overall height
- Double ball bearings raceway
- NSF Listed and RoHS Compliant
- Broad range of mounting options
- Zinc Plated or Black Finish

03PH30IB3659YY



03MA20IB8106YY



03PO30IB8267YY



04PH30IB3606YY



03PM30IB6206YY



03PO30IB8268VY



03PO30IB8268RY



03UX25IO6206YY



Thumb Screw Brake (R)	Black Finish (X)	Side Lock Brake (S)	Vertical Top Lock Brake (V)

### Applications:

- Vending Machines
- Commercial Appliances
- Reach-in Coolers and Freezer Units
- Computer Racks

Fastening Options (Replace ** in part number with desired plate or stem code)				
Plate Code	Overall Size	Bolt Hole Pattern		Mounting Bolt Size
06	2-3/8" x 3-5/8"	1-3/4" x 2-7/8" slotted to 3"		5/16"
11	3-1/8" x 4-1/8"	1-3/4" x 2-15/16" to 2-3/8" x 3-3/8"		5/16"
17	4" x 4-1/2"	2-5/8" x 3-5/8" to 3" x 3"		3/8"
Series	Wheel Dia.	Wheel Code	Overall Height	Swivel Radius
03	1-7/16"	16	2-1/4"	1-1/2"
	2"	20	2-7/8"	1-7/8"
	2.5"	25	3-1/2"	2-1/4"
	2.5"	24		2-1/2"
05	2"	20	2-31/32"	1-7/8"
03	3"	30	4"	2-1/4"
		32		2-1/2"
		31		2-7/8"

\*Reduce Overall Height by 1/8" for stem casters.

Stems Available for Modular Kingpin(ZZ)				Standard Stem		
Code	Size	Part #	Stem Type	Code	Size	Stem Type
B1	1.49" x 1-7/8"	07STGB1	Adjustable 1.875" - 3" for 1.5" I.D. Tubing	91	7/16" x 1-3/8"	Grip Ring
E1	2-3/8" x 3-5/8"	07STAE1	Adjustable range 1.75" - 2.375"	61	3/8"-16 x 1"	Threaded
E2		07STAE2	Adjustable range 1.875" - 2.5"	62	3/8-16 x 1-1/2	
E3		07STAE3	Adjustable range 3.5" - 4.125"	35	1/2"-13 x 1/2"	
E4		07STAE4	Adjustable range 3.5" - 5"	66	1/2"-13 x 3/4"	
91	7/16" x 1-3/8"	07STG91	Grip Ring	67	1/2"-13 x 1"	
92	5/8" x 2-3/16"	07STG92		68	1/2"-13 x 1-1/2"	
93	13/16" x 2-3/16"	07STG93		59	1/2"-13 x 1-3/4"	
95	0.846" x 2-3/16"	07STG95		89	5/8"-11 x 1-1/4"	
48	0.865" x 2-1/2"	07STG48		81	5/8"-11 x 1-3/4"	
85	1" x 2-3/16"	07STG85		88	3/4"-10 x 1"	
82	1-1/8" x 2-3/16"	07STG82		87	3/4"-10 x 1-3/4"	
22	1-1/4" x 2-3/16"	07STG22				
23	1-3/8" x 2-3/16"	07STG23				
41	0.875" x 2-1/4"	07STO41		Octagon Stem, w/ Grip Ring and CRX 5/16"		
51	3/4" x 2"	07STS51		Octagon Stem, w/ 3 CRX DRL 5/16"		
43	9/16" x 2-15/16"	07STS43		Square Stem, w/ 2 CRX DRL 5/16"		
55	7/8" x 2"	07STS55	Square Stem, w/ 3 CRX DRL 1/4"			
79	7/16" - 14 x 2-1/4"	07STT79	Threaded Stem			
33	7/16" -14 x 1.5"	07STT33				
C8	1/2" -13 x 3-1/8"	07STTC8				
C1	1/2" - 13 x 4"	07STTC1				
80	5/8" - 11 x 1"	07STT80				
C2	5/8" - 11 x 4"	07STTC2				
87	3/4" -10 x 1-3/4"	07STT87				
84	3/4" - 10 x 4"	07STT84				
C3	3/4" - 10 x 6"	07STTC3				
M10	M10-1.5 x 1.5"	07SSM1015				
M3	M12 - 1.75 x 1-3/4"	07STTM12-134				
M6	M16 - 2 x 1-1/2"	07STTM16-112				
M7	M20 - 2.5 x 1-3/4"	07STTM20-134				
70	1/2"-13 x 2-3/4"	07STT70				
71	.720" - .851"	ADP7134	Rounded Expandable Adaptor			
7B	.920" - .980"	ADP7992				
72	.852" - .919"	ADP7278				
73	.935" - 1.029"	ADP7310				
7A	1.020" - 1.100"	ADP7A16				
74	1.100" - 1.180"	ADP7418				
75	1.360" - 1.425"	ADP7538				
76	1.426" - 1.589"	ADP7615				
77	1.790" - 1.850"	ADP7717				
78	1.178" - 1.303"	ADP7814				
R1	.720" - .851"	ADS7134	Expandable Adaptor for Squared Tubing			
R2	.852" - .927"	ADS7278				
R3	.928" - 1.029"	ADS7310				
R4	1.030" - 1.140"	ADS7418.				
R5	1.360" - 1.425"	ADS7538				
R6	1.426" - 1.589"	ADS7615				
R7	1.790" - 1.850"	ADS7717				

Wheel Diameter	Tread Width	Wheel Type	Load Capacity	Bearing Type	Swivel Part #	Rigid Part #	Available Fastening Options (Replace ** with desired fastening Options)
1-7/16"	1-11/16"	Polyolefin	300	Plain	03PO16IB81**YY		06,11,68
2"	1-3/4"	Glass Filled Nylon	300	Roller	03MA20IB29**YY	04MA20IB29**YY	06
			300	Plain	03MA20IB81**YY	04MA20IB81**YY	06
		Glass Filled Nylon	300	Roller	03MA20IB29**YY		62,67,68
			300	Plain	03MA20IB81**YY		62,67,68
		Grayrok™	300	Plain	03RK20II81**YY	04RK20II81**YY	06
		Grayrok™	300	Plain	03RK20II81**YY		62,67,68
		Polyolefin	300	Plain	03PO20IB81**YY	04PO20IB81**YY	06
		Polyolefin	300	Plain	03PO20IB81**YY		59,62,67,68,91
2"	1-3/4"	Glass Filled Nylon	400	Roller	05MA20IB29**YY		06,89
			400	Plain	05MA20IB81**YY		06,89
		Polyolefin	300	Plain	05PO20IB81**YY		06,89
2-1/2"	1-3/4"	Glass Filled Nylon	400	Roller	03MA25IB08**YY	04MA25IB08**YY	06,11,17
			400	Bushing	03MA25IB90**YY	04MA25IB90**YY	06,11,17
		Ironman™	400	Pre. Ball	03NX25IB62**YY	04NX25IB62**YY	06,11,17
		Polyolefin	350	Roller	03PO25IB08**YY	04PO25IB36**YY	06,11,17
			350	Bushing	03PO25IB82**YY	04PO25IB82**YY	06,11,17
		Ultraflex™	200	Pre. Ball	03UX25IO62**YY	04UX25IO62**YY	06,11,17
		Glass Filled Nylon	400	Roller	03MA25IB08**YY		59,67,68,81,ZZ
			400	Bushing	03MA25IB90**YY		59,67,68,81,ZZ
		Ironman™	400	Pre. Ball	03NX25IB62**YY		59,67,68,81,ZZ
		Polyolefin	350	Roller	03PO25IB08**YY		59,67,68,81,ZZ
			350	Bushing	03PO25IB90**YY		59,67,68,81,ZZ
		3"	1-3/4"	Glass Filled Nylon	500	Roller	03MA30IB08**YY
500	Pre. Ball				03MA30IB62**YY		35,61,62,66,59,67,68,81,87,ZZ
500	Bushing				03MA30IB90**YY		35,61,62,66,59,67,68,81,87,ZZ
Phenolic	500			Roller	03PH30IB08**YY		35,61,62,66,59,67,68,81,87,ZZ
Ironman™	500			Pre. Ball	03NX30IB63**YY		35,61,62,66,59,67,68,81,87,ZZ
Polyolefin	450			Pre. Ball	03PO30IB62**YY		35,61,62,66,59,67,68,81,87,ZZ
	450			Roller	03PO30IB08**YY		35,61,62,66,59,67,68,81,87,ZZ
	450			Bushing	03PO30IB90**YY		35,61,62,66,59,67,68,81,87,ZZ
	450			Plain	03PO30IB82**YY		35,61,62,66,59,67,68,81,87,ZZ
	460			Plain	03PO30II82**YY		35,61,62,66,59,67,68,81,87,ZZ
Polymadic™	300			Pre. Ball	03PM30IM62**YY		35,61,62,66,59,67,68,81,87,ZZ
Ultraflex™	250			Pre. Ball	03UX30IO62**YY		35,61,62,66,59,67,68,81,87,ZZ
Glass Filled Nylon	500			Roller	03MA30IB08**YY	04MA30IB08**YY	06,11,17
	500			Pre. Ball	03MA30IB62**YY	04MA30IB62**YY	06,11,17
	500			Bushing	03MA30IB90**YY	04MA30IB90**YY	06,11,17
Phenolic	500			Roller	03PH30IB08**YY	04PH30IB08**YY	06,11,17
Ironman™	500			Pre. Ball	03NX30IB63**YY	04NX30IB63**YY	06,11,17
Polyolefin	450			Pre. Ball	03PO30IB62**YY	04PO30IB62**YY	06,11,17
	450			Roller	03PO30IB08**YY	04PO30IB08**YY	06,11,17
	450			Bushing	03PO30IB90**YY	04PO30IB90**YY	06,11,17
	450			Plain	03PO30IB82**YY	04PO30IB82**YY	06,11,17
	450			Plain	03PO30II82**YY	04PO30II82**YY	06,11,17
Ultraflex™	250			Pre. Ball	03UX30IO62**YY	04UX30IO62**YY	06,11,17
Glass Filled Nylon	500			Roller	03MA31IB36**YY	04MA30IB36**YY	06,11,17
	500			Pre. Ball	03MA31IB62**YY	04MA30IB62**YY	06,11,17
	500			Bushing	03MA31IB90**YY	04MA30IB90**YY	06,11,17
Phenolic	500			Roller	03PH31IB08**YY	04PH30IB08**YY	06,11,17
Ironman™	500			Pre. Ball	03NX31IB63**YY	04NX30IB63**YY	06,11,17
Polyolefin	450			Pre. Ball	03PO31IB62**YY	04PO30IB62**YY	06,11,17
	450			Roller	03PO31IB36**YY	04PO30IB36**YY	06,11,17
	450	Bushing	03PO31IB90**YY	04PO30IB90**YY	06,11,17		
	450	Plain	03PO31IB82**YY	04PO30IB82**YY	06,11,17		
	460	Plain	03PO31II82**YY	04PO30II82**YY	06,11,17		
Polymadic™	300	Pre. Ball	03PM30IM62**YY	04PM30IM62**YY	06,11,17		
Ultraflex™	250	Pre. Ball	03UX31IO62**YY	04UX30IO62**YY	06,11,17		
Glass Filled Nylon	500	Roller	03MA32IB08**YY	04MA30IB08**YY	06,11		
	500	Pre. Ball	03MA32IB62**YY	04MA30IB62**YY	06,11		
	500	Bushing	03MA32IB90**YY	04MA30IB90**YY	06,11		
Phenolic	500	Roller	03PH32IB36**YY	04PH30IB36**YY	06,11		
Ironman™	500	Pre. Ball	03NX32IB63**YY	04NX30IB63**YY	06,11		
Polyolefin	450	Pre. Ball	03PO32IB62**YY	04PO30IB62**YY	06,11		
	450	Roller	03PO32IB08**YY	04PO30IB08**YY	06,11		
	450	Bushing	03PO32IB90**YY	04PO30IB90**YY	06,11		
	450	Plain	03PO32IB82**YY	04PO30IB82**YY	06,11		
	460	Plain	03PO32II82**YY	04PO30II82**YY	06,11		
Ultraflex™	250	Pre. Ball	03UX32IO62**YY	04UX30IO62**YY	06,11		

# A9 - LOW PROFILE SWIVEL and TOTAL LOCK CASTER - UP TO 230lb

- Dual Polyurethane or Thermoplastic Rubber wheels with precision bearings for easy rolling
- Dual Raceway Structure for durability and mobility
- Various fastening options are available
- NSF Listed and RoHS Compliant

A9TP30AI6QP2YY



ATTP30AI6QP2YY



Plate Code	Overall Size		Bolt Hole Pattern		Mounting Bolt Size
P2	2-3/8" x 2-3/8"		1-1/2" x 1-1/2" to 1-7/8" x 1-7/8"		6mm
Permanently Attached Stem	Size	Stem Type	Stem Code	Size	Modular Stem Part #
6A	3/8"-16 x 7/8"	Threaded	91	7/16" x 1-3/8"	07STG91
61	3/8"-16 x 1"		92	5/8" x 2-3/16"	07STG92
67	1/2"-13 x 1"		93	13/16" x 2-3/16"	07STG93
53	7/16" x 7/8"	Grip Ring	95	0.846" x 2-3/16"	07STG95
91	7/16" x 1-3/8"		48	0.865" x 2-1/2"	07STG48
ZZ	1/2" for 3" Caster	Hollow Kingpin	41	0.875" x 2-1/4"	07STO41
	3/8" for 2" Caster		85	1" x 2-3/16"	07STG85
			82	1-1/8" x 2-3/16"	07STG82
			22	1-1/4" x 2-3/16"	07STG22
			23	1-3/8" x 2-3/16"	07STG23
			51	3/4" oct x 2"	07STS51
			43	9/16" x 2-15/16"	07STS43
			55	7/8" sq x 2"	07STS55
			79	7/16" - 14 x 2-1/4"	07STT79
			33	7/16" -14 x 1.5"	07STT33
			C8	1/2" -13 x 3.13"	07STTC8
			C1	1/2" - 13 x 4"	07STTC1
			80	5/8" - 11 x 1"	07STT80
			C2	5/8" - 11 x 4"	07STTC2
			87	3/4" -10 x 1-3/4"	07STT87
			84	3/4" - 10 x 4"	07STT84
			C3	3/4" - 10 x 6"	07STTC3
			M3	M12 - 1.75" x 1-3/4"	07STM12-134
			M6	M16 - 2" x 1.5"	07STM16-112
			M7	M20 - 2.5" x 1-3/4"	07STM20-134

Wheel Diameter	Tread Width	Wheel Types	Load Capacity	Bearing Type	Replace ** with desired fastening options			OAH	Swivel Radius
				Sealed Precision Bearing	Swivel Caster Part #	Total Lock Caster #	Rigid Caster #		
2"	3/4" x 2"	Poly-Pro™	200	6Q	A9PP20AI6Q**YY	ATPP20AI6Q**YY	ARPP20AI6QP2YY	3"	2-3/8"
		Thermo-Pro™			A9TP20AI6Q**YY	ATTP20AI6Q**YY	ARTP20AI6QP2YY		
3"	3/4" x 2"	Poly-Pro™	230		A9PP30AI6Q**YY	ATPP30AI6Q**YY	ARPP30AI6QP2YY	4-1/16"	3"
		Thermo-Pro™			A9TP30AI6Q**YY	ATTP30AI6Q**YY	ARTP30AI6QP2YY		

\*Reduce Overall height by 1/8" for stem casters

# 11/12 General Duty Series - 500LB

- Deeply embossed single ball raceways for heavy load rating
- Standard Zinc Plated finish
- NSF Listed and RoHS Compliant

11PU40HG0318YY



11RK30GI8212SY



11PP25DW8107YY



12SI30GI8204YY



12HR40HB8215YY



### Side Brake(S)



Wheel Diameter	Caster type	Plate Code	Overall Size	Bolt Hole Pattern	Mounting Bolt Size	Axle Size
2"	Swivel	02	1-7/8" x 2-9/16"	15/16" x 2-1/8"	1/4"	1/4"
	Rigid	00	1-1/2" x 2-21/32"	15/16" x 2-1/8"		
2-1/2"	Swivel	07	2-5/8" x 3-11/16"	1-3/4" x 3"	5/16"	5/16"
	Rigid	03	2-1/4" x 4-7/16"	1-1/16" x 3-1/2"		
3"	Swivel	12	3-1/8" x 4-1/8"	2-3/8" x 3-3/8"	5/16"	3/8"
	Rigid	12	3-1/8" x 4-1/2"	2-3/8" x 3-3/8"		
		04	2-1/4" x 5-1/8"	1-3/16" x 4"		
4"	Swivel	18	4" x 5"	3" x 4"	3/8"	
	Rigid	15	3-1/4" x 6-1/4"	1-3/4" x 5"		

<b>CN</b>	<b>CT</b>	<b>EL</b>	<b>ET</b>	<b>GN</b>	<b>HP</b>	<b>HR</b>	<b>HT</b>					
<b>MA</b>	<b>NM</b>	<b>NY</b>	<b>PA</b>	<b>PH</b>	<b>PM</b>	<b>PO</b>	<b>HR</b>					
<b>RA</b>	<b>RK</b>	<b>SF</b>	<b>SI</b>	<b>SS</b>	<b>SU</b>	<b>SR</b>	<b>VG</b>					
<b>TP-Thermo-Pro™</b>				<b>PP-Poly-Pro™</b>								
<b>C44</b>	<b>I44</b>	<b>T83</b>	<b>Y83</b>	<b>K42</b>	<b>P42</b>	<b>W42</b>	<b>A44</b>	<b>D44</b>	<b>I44</b>	<b>S44</b>	<b>P47</b>	<b>B82</b>



Wheel Dia.	Tread Width	Wheel Type	Load Capacity	Bearing Type	Swivel Part #	Rigid Part #	+Color	Overall Height	Swivel Radius	
2"	15/16"	YOKE and AXLE/NUT				11ZZ20CZ8002YY	12ZZ20CZ8000YY		2-7/16"	1-3/4"
		Hard Rubber	125	Plain	11HR20CB8002YY	12HR20CB8000YY				
		Polyolefin	125	Plain	11PO20CB8002YY	12PO20CB8000YY				
		H.D. Polyolefin	125	Plain	11HP20CB8002YY	12HP20CB8000YY				
		Poly-Pro™	75	Plain	11PP20B78002YY	12PP20B78000YY				
		Poly-Pro™	125	Plain	11PP20D*8002YY	12PP20D*8002YY	RED, BLACK			
		Thermo-Pro™	75	Plain	11TP20B78002YY	12TP20B78002YY				
		Sintered Iron	150	Plain	11SI20CS8002YY	12SI20CS8000YY				
		Semi-Steel	150	Plain	11SS20CS8002YY	12SS20CS8000YY				
Soft Rubber	100	Plain	11SR20AI8002YY	12SR20AI8000YY	GRAY					
			11SR20CB8002YY	12SR20CB8000YY	BLACK					
2-1/2"	1-1/16"	YOKE and AXLE/NUT				11ZZ25CZ8107YY	12ZZ25CZ8103YY		3-1/4"	2-1/4"
		Hard Rubber	175	Plain	11HR25CB8107YY	12HR25CB8103YY				
		Polyolefin	175	Plain	11PO25CB8107YY	12PO25CB8103YY				
		Poly-Pro™	150	Precision	11PP25DM4107YY	12PP25DM4103YY				
		Poly-Pro™	150	Plain	11PP25D*8002YY	12PP25D*8002YY	RED, BLACK			
		Sintered Iron	200	Plain	11SI25DS8107YY	12SI25DS8103YY				
		Semi-Steel	200	Plain	11SS25CS8107YY	12SS25CS8103YY				
		Soft Rubber	150	Plain	11SR25CB8107YY	12SR25CB8103YY				
3"	1-1/4"	YOKE and AXLE/NUT				11ZZ30GZ8212YY	12ZZ30GZ82**YY		3-3/4"	2-1/4"
		Super-Soft™	105	Ball	11SF30GI4312YY	12SF30GI43**YY				
		Soft Rubber	175	Plain	11SR30GB8212YY	12SR30GB82**YY				
		Soft Rubber	200	Ball	11SR30GB4212YY	12SR30GB421**Y				
		Nomadic™	200	Annular	11NM30GI4312YY	12NM30GI43**YY				
		Thermo-Pro™	200	Precision	11TP30GI4412YY	12TP30GI44**YY				
					11TP30G*4712YY	12TP30G*47**YY	T,Y			
		Poly-Pro™	210	Precision	11TP30G*9012YY	12TP30G*90**YY	T,Y			
					Ball	11PP30G*4212YY	12PP30G*42**YY	K,W		
					11PP30G*4412YY	12PP30G*44**YY	A,D,I,S			
					11PP30G*4712YY	12PP30G*47**YY	T,Y			
		Polymadic™	210	Annular	11PP30G*5512YY	12PP30G*55**YY	K,W			
					11PP30G*9012YY	12PP30G*90**YY	T,Y			
		Elite™		Annular	11PM30GM4312YY	12PM30GM43**YY				
		DuraLastomer™		Ball	11ET30GL4212YY	12ET30GL42**YY				
		Polyon AL™		Sleeve	11SU30GL9012YY	12SU30GL90**YY				
		Hard Rubber	300	Annular	11PA30GL4312YY	12PA30GL43**YY				
					11HR30GB4212YY	12HR30GB42**YY				
		Grayrok™	300	Plain	11HR30GB8212YY	12HR30GB82**YY				
					11RK30GI8212YY	12RK30GI8212YY				
		Polyolefin	300	Plain	11PO30G*8212YY	12PO30G*82**YY	B,Z			
					11PO30G*9012YY	12PO30G*90**YY	J,Z			
		H.D. Polyolefin	300	Plain	11HP30G*8212YY	12HP30GE82**YY	B,E			
					11NY30GE9012YY	12NY30GE90**YY				
		Nylon	300	Precision	11NY30GE4712YY	12NY30GE47**YY				
					11SS30GS8212YY	12SS30GS82**YY				
		Semi-Steel	300	Sleeve	11SS30GS9012YY	12SS30GS90**YY				
					11SI30GS8212YY	12SI30GS82**YY				
		Sintered Iron	300	Plain	11VG30GT8212YY	12VG30GT82**YY				
					11VG30GT9012YY	12VG30GT90**YY				
		V-Groove	300	Sleeve	11PH30GB9912YY	12PH30GB99**YY				
					11MA30GB9012YY	12MA30GB90**YY				
		Phenolic	300	Top Head	11GN30GQ9012YY	12GN30GQ99**YY				
					11HT30GQ9012YY	12HT30GQ99**YY				
		Maxrok™		Sleeve	11MA30GB9012YY	12MA30GB90**YY				
	Brimstone™		Top Head	11GN30GQ9012YY	12GN30GQ99**YY					
High-Temp Phenolic	200	Top Head	11HT30GQ9012YY	12HT30GQ99**YY						
Conductive Solid Rubber	300	Ball	11CT30GB4212YY	12CT30GB42**YY						
Conductive Thermo Rubber	200	Precision	11CN30GI4412YY	12CN30GH44**YY						
Phenolic	300	Roller	11PH30HB0312YZ	12PH30GB0312YZ						
			11ZZ40HZ8218YY	12ZZ40HZ8215YY						
4"	1-1/2"	YOKE and AXLE/NUT				11ZZ40HZ8218YY	12ZZ40HZ8215YY		5"	3-1/4"
		Soft Rubber	240	Plain	11SR40HB8218YY	12SR40HB8215YY				
		Thermo-Pro™	325	Roller	11TP40HI0318YZ	12TP40HI0315YZ				
		Poly-Pro™	400	Roller	11PP40H*0318YZ	12PP40H*0318YZ	D,K,U			
		Polyon™	500	Roller	11PU40H*0318YZ	12PU40H*0315YZ	G,V			
		Polyon AL™	500	Roller	11PA40H*0318YZ	12PA40H*0315YZ	N,R			
		Hard Rubber	400	Plain	11HR40HB8218YY	12HR40HB8215YY				
					11RK40HI8218YY	12RK40HI8215YY				
		Grayrok™	400	Plain	11PO40HB0318YZ	12PO40HB0315YZ				
					11PH40HB9018YY	12PH40HB9915YY				
		Polyolefin	400	Sleeve	11PH40HB0318YZ	12PH40HB0315YZ				
					11SS40HS9018YY	12SS40HS9015YY				
		Phenolic	500	Roller	11SS40HS0318YZ	12SS40HS0315YZ				
					11SI40HS8218YY	12HS40HS8215YY				
		Semi-Steel	500	Sleeve	11SI40HS8218YY	12HS40HS8215YY				
11SI40HS8218YY	12HS40HS8215YY									
Sintered Iron	400	Plain	11SI40HS8218YY	12HS40HS8215YY						
			11SI40HS8218YY	12HS40HS8215YY						

\*\* Available plates #04 and #12

# 08 Light Duty Casters - 110LB

- Bright Zinc Plated as standard, Black Electro-Coat, Nickel, and Yellow Zinc are optional
- Dual-raceway offers improved swiveling action and durability
- NSF Listed and RoHS Compliant
- Variety of fastenings
- 1/4" axle

08HR20AB80L1YY



08HR30AB8097VY



08TP30AH8032GY



08TP30AT8032SY



08TP30AT8060HY



08RPP25ASP0S8YY



08SR20AI8053XY



Side Brake (SY)	Tech Lock Brake (HY)	L-Stem Spring (L1SPRG00)
		

Plate Code	Overall Size	Bolt Hole Pattern	Mounting Bolt Size		
01	1-1/4" x 2-1/16"	13/16" x 1-9/16"	3/16"		
00	1-1/2" x 2-21/32"	15/16" x 2" to 1" x 2-1/8"	1/4"		
08	1-3/4" x 3"	1" x 2-3/16" to 2-5/16"	5/16"		
Stem Code	Size	Stem Type	Stem Code	Size	Stem Type
83	1/4"-20 x 1/2"	Threaded	67	1/2"-13 x 1"	Threaded
84	1/4"-20 x 1-1/2"		68	1/2"-13 x 1-1/2"	Threaded
32	5/16"-18 x 3/4"		53	7/16" x 7/8"	Grip Ring
31	5/16"-18 x 1"		54	3/8" x 1"	Grip Ring
34	5/16"-18 x 1-1/2"		90	7/16" x 1-3/16"	Grip Ring
63	3/8"-16 x 1/2"		91	7/16" x 1-3/8"	Grip Ring
60	3/8"-16 x 3/4"		97	7/16" x 2"	Grip Ring
61	3/8"-16 x 1"		L1	1/2" to 5/16" x 4.82" w/5/16"-18 x 5-3/4" threads	Ladder Stem (with optional spring and lock nuts kit available)
58	3/8"-16 x 1-1/4"		L3	1/2" x 4-1/2"	Plain Stem
62	3/8"-16 x 1-1/2"				
33	7/16"-14 x 1-1/2"				

Wheel Diameter	Tread Width	Wheel Type	Load Capacity	Bearing Type	Replace ** with desired fastening option		Overall Height*	Swivel Radius	
					Swivel Caster Part #	Rigid Caster Part #			
1-5/8"	11/16"	Polyolefin	60	Plain	08PO16WB80**YY		2-1/4"	1-5/8"	
		Soft Rubber	60	Plain	08SR16W180**YY				
		Hard Rubber	60	Plain	08HR16WB80**YY				
2"	13/16"	Yoke and axle/nut				08ZZ20AZ80**YAN		2-17/32"	1-13/16"
		Hard Rubber	80	Plain	08HR20AB80**YY				
		Polyolefin	80	Plain	08PO20AB80**YY				
		Poly-Pro™	80	Plain	08PP20AH80S8YY	08RPP20AH80S8YY			
					08PP20AT80**YY				
		Poly-Pro™	80	Precision	08PP20ASP0S8YY	08RPP20ASP0S8YY			
					08PP20ASP0**YY				
		Soft Rubber	70	Plain	08SR20AB80**YY				
		Gray Soft Rubber	70	Plain	08SR20AI80**YY				
		Thermo-Pro™	70	Plain	08TP20AH80**YY				
					Precision	08TP200AI49**YY			
Plain	08TP20AT80**YY								
2-1/2"	13/16"	Yoke and axle/nut				08ZZ25AZ80**YAN		3-1/16"	2-1/16"
		Hard Rubber	100	Plain	08HR25AB80**YY				
		Polyolefin	110	Plain	08PO25AB80**YY				
		Poly-Pro™	100	Plain	08PP25AH80S8YY	08RPP25AH80S8YY			
					08PP25AT80**YY				
		Poly-Pro™	100	Precision	08PP25ASP0S8YY	08RPP25ASP0S8YY			
					08PP25ASP0**YY				
		Soft Rubber	80	Plain	08SR25AB80**YY				
		Gray Soft Rubber	80	Plain	08SR25AI80**YY				
		Thermo-Pro™	80	Plain	08TP25AH80**YY				
Plain	08TP25AT80**YY								
3"	13/16"	Yoke and axle/nut				08ZZ30AZ80**YAN		3-5/8"	2-3/8"
		Hard Rubber	110	Plain	08HR30AB80**YY				
		Polyolefin	110	Plain	08PO30AB80**YY				
		Poly-Pro™	110	Plain	08PP30AH80S8YY	08RPP30AH80S8YY			
					08PP30AT80**YY				
		Poly-Pro™	110	Plain	08PP30AB80L1YY				
					08PP30ASP0S8YY	08RPP30ASP0S8YY			
		Poly-Pro™	110	Precision	08PP30ASP0**YY				
		Soft Rubber	100	Plain	08SR30AB80**YY				
		Gray Soft Rubber	100	Plain	08SR30AI80**YY				
		Thermo-Pro™	110	Plain	08TP30AH8032GY				
					08TP30AT80**YY				
08TP30AH80**YY									

\*Add 5/64" to overall height for plate caster.

Wheel Dia.	Tread Width	Wheel Type	Load Capacity	Bearing Type	Replace ** with desired fastening options			+Color
					Swivel Part #	Rigid Part #	Total-Lock Part #	
1-5/8"	7/8"	Yoke and axle/nut		Precision	09ZZ16DZ81ZZYAN	10ZZ16DZ81ZZYAN	T2ZZ16DZ81**YY	
		Thermo-Pro™	80		09TP16DI41**YY	10TP16DI41**YY	T2TP16DZ81**YY	
		Poly-Pro™	100		09PP16DL41**YY	10PP16DL41**YY	T2PP16DZ81**YY	
2"	1"	Yoke and axle/nut		Precision	09ZZ20DZ81ZZYAN	10ZZ20DZ81ZZYAN	T2ZZ20DZ81**YY	
		Poly-Pro™	150		09PP20DL41**YY	10PP20DL41**YY	T2PP20DZ81**YY	
2-1/2"	1"	Yoke and axle/nut		Precision	09ZZ25DZ81ZZYAN	10ZZ25DZ81ZZYAN	T2ZZ25DZ81**YY	
		Thermo-Pro™	110		09TP25DI41**YY	10TP25DI41**YY	T2TP25DI81**YY	
		Poly-Pro™	150		09PP25DL41**YY	10PP25DL41**YY	T2PP25DL81**YY	
3"	1"	Yoke and axle/nut		Plain	09ZZ30DZ81**YAN	10ZZ30DZ81**YAN	T2ZZ30DZ81**YAN	
		Hard Rubber	125		09HR30DB81**YY	10HR30DB81**YY	T2HR30DB81**YY	
		Polyolefin	175		09PO30DB81**YY	10PO30DB81**YY	T2PO30DB81**YY	
		Poly-Pro™	125		09PP30DT81**YY	10PP30DT81**YY	T2PP30DT81**YY	
			150		09PP30DI41**YY	10PP30GI41**YY	T2PP30GI41**YY	
		Soft Rubber	100		09SR30DB81**YY	10SR30DB81**YY	T2SR30DB81**YY	
		Thermo-Pro™	120		09TP30D+81**YY	10TP30D+81**YY	T2TP30D+81**YY	H,T
			120		09TP30DI41**YY	10TP30DI41**YY	T2TP30DI41**YY	
		Crystalic™	120		09CL30DR41**YY	10CL30DR41**YY	T2CL30DR41**YY	
MAG-Solid PU Tread	150	09MG30BB81**YY	10MG30BB81**YY	T2MG30BB81**YY				
4"	1"	Yoke and axle/nut		Plain	09ZZ40DZ81**YAN	10ZZ40DZ81**YAN	T2ZZ40DZ81**YAN	
		Hard Rubber	140		09HR40DB81**YY	10HR40DB81**YY	T2HR40DB81**YY	
		Polyolefin	175		09PO40DB81**YY	10PO40DB81**YY	T2PO40DB81**YY	
		Poly-Pro™	140		09PP40DT81**YY	10PP40DT81**YY	T2PP40DT81**YY	
			150		09PP40DI41**YY	10PP40GI41**YY	T2PP40GI41**YY	
		Soft Rubber	125		09SR40DB81**YY	10SR40DB81**YY	T2SR40DB81**YY	
		Thermo-Pro™	125		09TP40D+81**YY	10TP40D+81**YY	T2TP40D+81**YY	H,T
			125		09TP40DI41**YY	10TP40DI41**YY	T2TP40DI41**YY	
Crystalic™	125	09CL40DR41**YY	10CL40DR41**YY	T2CL40DR41**YY				
5"	1"	Yoke and axle/nut		Plain	09ZZ50DZ81**YAN	10ZZ50DZ81**YAN	T2ZZ50DZ81**YAN	
		Hard Rubber	145		09HR50DB81**YY	10HR50DB81**YY	T2HR50DB81**YY	
		Polyolefin	175		09PO50DB81**YY	10PO50DB81**YY	T2PO50DB81**YY	
		Poly-Pro™	145		09PP50DT81**YY	10PP50DT81**YY	T2PP50DT81**YY	
		Soft Rubber	125		09SR50DB81**YY	10SR50DB81**YY	T2SR50DB81**YY	
Thermo-Pro™	135	09TP50D+81**YY	10TP50D+81**YY	T2TP50D+81**YY				

\* Reduce OAH by 3/32" for stem casters.

Notes

# 13/14 Light Medium Duty - Plate Mount Series - 350LB

- Bright Zinc plated as standard, Black Electrocoat and Nickel are available as options
- Featuring 1-1/4" wide light medium duty wheels
- Double ball raceway swivel
- 3/8" Axle and nut
- NSF Listed

13EL50GI4306-0K0000



13UN50GLA306-0H0000



13UX50GO6206-0T0000



13PH50GB9006-0C0000



13EU50GOD006YY




14PP40GA4406YY



Plate Code	Overall Size	Bolt Hole Pattern	Mounting Bolt Size
06	2-3/8" x 3-5/8"	1-3/4" x 2-7/8" slotted to 3"	5/16"
	Swivel Caster Plate features additional mounting holes for use on aluminum structural framing, modular carts & workstations. Two 5/16" holes centered at 3.22 (between other holes, long way).		
B6	2-3/4" x 3-3/4"	1-3/4" x 2-13/16" slotted to 3-1/16"	
EH	2-3/8" x 3-5/8"	1-3/16" x 3"	5/16"
AC	2-3/8" x 3-5/8"	1-1/2" to 1-3/4" x 2-7/8"	1/4"
MS	77mm x 96mm	45mm x 75mm to 60mm x 80mm	M8
11	3-1/8" x 4-1/8"	1-3/4" x 2-15/16" to 2-3/8" x 3-3/8"	3/8"
	4" x 4-1/2"	2-5/8" x 3-5/8" to 3" x 3"	
Swivel Caster Plate features additional mounting holes for use on aluminum structural framing, modular carts & workstations. Two 5/16" holes centered at 3.92 (between other holes, long way)			
Stem Code	Size	Stem Type	
67	1/2" - 13 x 1"	Threaded	
68	1/2" - 13 x 1-1/2"		
70	1/2" - 13 x 2-3/4"		
88	3/4" - 10 x 1"		

# WHEELS

13/14 SERIES • CAPACITY 350



Wheel Dia	Tread Width	Wheel Type	Load Capacity	Bearing Type	Swivel Caster Part #	Rigid Caster Part #	O.A.H.	Swivel Radius	+ Color	
2-1/2"	1-1/4"	Yoke and axle/nut				13ZZ25GZ82**YAN	14ZZ25GZ8206YAN	3-9/16"	2-13/16"	
		Soft Rubber	175	Plain	13SR25GB82**YY	14SR25GB8206YY				
		Neo-Energizer™	250	Ball	13EN25GB42**YY	14EN25GB4206YY				
		Thermo-Pro™	250	Precision	13EN25GBP2**YY	14EN25GBP206YY				
				Precision	13TP25G+44**YY	14TP25G+4406YY	B,I			
		Polyolefin	250	Plain	13TP25G+42**YY	14TP25G+4206YY	B,I			
					13PO25GB82**YY	14PO25GB8206YY				
		Poly-Pro™	250	Ball	13PP25G+42**YY	14PP25G+4206YY	M,W			
Nomadic™	250	Ball	13NM25GI42**YY	14NM25GI42**YY						
Hard Rubber	250	Plain	13HR25GB82**YY	14HR25GB8206YY						
Maxrok™	350	Plain	13MA25GB82**YY	14MX25GB8206YY						
2-1/2"	1-3/8"	Elastomer	350	Precision	13SX25VIP2**YY	14SX25VIP206YY				
3"	1-1/4"	Yoke and axle/nut				13ZZ30GZ82**YAN	14ZZ30GZ8206YAN	4-1/8"	2-15/16"	
		Super-Soft™	105	Annular	13SF30GI43**YY	14SF30GI43**YY				
		Soft Rubber	300	Plain	13SR30GB82**YY	14SR30GB82**YY				
				Ball	13SR30GB42**YY	14SR30GB42**YY				
		Nomadic™	300	Delrin	13NM30G+5A**YY	14NM30G+5A**YY	I, L			
				Annular	13NM30G+43**YY	14NM30G+43**YY	I, L			
		Conductive TPR	200	Precision	13CN30GH44**YY	14CN30GH44**YY				
		Conductive SR	250	Ball	13CT30GB42**YY	14CT30GB42**YY				
		Thermo-Pro™	210	Precision	13TP30GI44**YY	14TP30GI44**YY				
					13TP30G+47**YY	14TP30G+47**YY				
		Element™	300	Annular	13TP30G+90**YY	14TP30G+90**YY	T,Y			
					13EL30GI43**YY	14EL30GI43**YY				
		Poly-Pro™	300	Ball	13PP30G+42**YY	14PP30G+42**YY	K,W			
					13PP30G+44**YY	14PP30G+44**YY	A,D, I, K,S			
				Precision	13PP30G+47**YY	14PP30G+47**YY	T,Y			
13PP30G+55**YY	14PP30G+55**YY				K,W,P					
Polymadic™	300	Delrin	13PP30G+90**YY	14PP30G+90**YY	T,Y					
			13PM30GM5A**YY	14PM30GM5A**YY						
Elite™	350	Annular	13PM30GM43**YY	14PM30GM43**YY						
			13ET30GL42**YY	14ET30GL42**YY						
Ergo-PU	350	Dual Precision	13EU30GOD0**YY	14EU30GOD0**YY						

Wheel Dia	Tread Width	Wheel Type	Load Capacity	Bearing Type	Swivel Caster Part #	Rigid Caster Part #	O.A.H.	Swivel Radius	+ Color
3"	1-1/4"	DuraLastomer™	300	Sleeve	13SU30GL90**YY	14SU30GL90**YY	4-1/8"	2-15/16"	
		Polyon AL™	350	Annular	13PA30G+43**YY	14PA30G+43**YY			L, M
		Hard Rubber	300	Ball	13HR30GB42**YY	14HR30GB42**YY			
		GrayRok™	300	Plain	13HR30GB82**YY	14HR30GB82**YY			
		Polyolefin	250	Plain	13RK30GI82**YY	14RK30GI82**YY			B, Z
			300	Sleeve	13PO30G+82**YY	14PO30G+82**YY			J, Z
		H.D. Polyolefin	300	Ball	13PO30GZ42**YY	14PO30GZ42**YY			
			300	Plain	13PO30G+90**YY	14PO30G+90**YY			B, E
		Nylon	300	Sleeve	13HP30G+82**YY	14HP30G+82**YY			
		Phenolic	300	Precision	13NY30GE90**YY	14NY30GE90**YY			
			300	Top Hat	13NY30GE47**YY	14NY30GE47**YY			
		H.T. Phenolic	200	S.S. Top Hat	13PH30GB99**YY	14PH30GB99**YY			
		BrimStone™	350	S.S. Top Hat	13HT30GQ97**YY	14HT30GQ97**YY			B, Q
		Semi-Steel	350	Plain	13GN30G+97**YY	14GN30GQ+97**YY			
			350	Sleeve	13SS30GS82**YY	14SS30GS82**YY			
		Sintered Iron	350	Plain	13SS30GS90**YY	14SS30GS90**YY			
V-Groove	350	Plain	13SI30GS82**YY	14SI30GS82**YY					
Maxrok™	350	Plain	13VG30GT82**YY	14VG30GT82**YY					
Conductive PU	225	Precision	13MA30GB82**YY	14MA30GB82**YY					
3"	1-3/8"	Neo-Energizer™	300	Ball	13CU30GH44**YY	14CU30GH44**YY			
			300	Precision	13EN30VB42**YY	4EN30VB42**YY			
		Elastomer	350	Precision	13EN30VBP2**YY	14EN13VBP2**YY			
3"	1-1/2"	Phenolic	350	Sleeve	13SX30VIP2**YY	14SX30VIP2**YY			
			350	Roller	13PH30HB90**YY	14PH30HB90**YY			
Brimstone™	350	S.S. Top Hat	13PH30HB03**YZ	14PH30HB03**YZ	B, Q				
3"	1-1/4"	Yoke and axle/nut			13ZZ31GZ82**YAN	14ZZ31GZ8206YAN			
		Super-Soft™	105	Annular	13SF31GI43**YY	14SF31GI43**YY			
		Soft Rubber	300	Plain	13SR31GB82**YY	14SR31GB82**YY			
				Ball	13SR31GB42**YY	14SR31GB42**YY			
		Nomadic™	300	Delrin	13NM31G+5A**YY	14NM31G+5A**YY	I, L		
				Annular	13NM31G+43**YY	14NM31G+43**YY	I, L		
		Conductive TPR	200	Precision	13CN31GH44**YY	14CN31GH44**YY			
		Conductive SR	250	Ball	13CT31GB42**YY	14CT31GB42**YY			
		Thermo-Pro™	210	Precision	13TP31GI44**YY	14TP31GI44**YY			
					13TP31G+47**YY	14TP31G+47**YY	T, Y		
		Element™	300	Annular	13TP31G+90**YY	14TP31G+90**YY			
					13EL31GI43**YY	14EL31GI43**YY			
		Poly-Pro™	300	Ball	13PP31G+42**YY	14PP31G+42**YY	K, W		
					13PP31G+44**YY	14PP31G+44**YY	A, D, I, S		
				Precision	13PP31G+47**YY	14PP31G+47**YY	T, Y		
					13PP31G+55**YY	14PP31G+55**YY	K, P, W		
		Polymadic™	300	Annular	13PP31G+90**YY	14PP31G+90**YY	T, Y		
					13PM31GM43**YY	14PM31GM43**YY			
		Elite™	350	Ball	13PM31GM5A**YY	14PM31GM5A**YY			
					13ET31GL42**YY	14ET31GL42**YY			
		Ergo-PU	350	Dual Precision	13EU31GOD0**YY	14EU31GOD0**YY			
		DuraLastomer™	300	Sleeve	13SU31GL90**YY	14SU31GL90**YY			
		Polyon AL™	350	Annular	13PA31G+43**YY	14PA31G+43**YY	L, M		
		Hard Rubber	300	Ball	13HR31GB42**YY	14HR31GB42**YY			
				Plain	13HR31GB82**YY	14HR31GB82**YY			
		GrayRok™	300	Plain	13RK31GI82**YY	14RK31GI82**YY			
		Polyolefin	250	Plain	13PO31G+82**YY	14PO31G+82**YY	B, Z		
			300	Sleeve	13PO31G+90**YY	14PO31G+90**YY	J, Z		
				Ball	13PO31GZ42**YY	14PO31GZ42**YY			
		H.D. Polyolefin	300	Plain	13HP31G+82**YY	14HP31G+82**YY	B, E		
		Nylon	300	Sleeve	13NY31GE90**YY	14NY31GE90**YY			
				Precision	13NY31GE47**YY	14NY31GE47**YY			
		Phenolic	300	Top Hat	13PH31GB99**YY	14PH31GB99**YY			
		H.T. Phenolic	200	S.S. Top Hat	13HT31GQ97**YY	14HT31GQ97**YY			
		BrimStone™	350	S.S. Top Hat	13GN31G+97**YY	14GN31G+97**YY	B, Q		
		Semi-Steel	350	Plain	13SS31GS82**YY	14SS31GS82**YY			
				Sleeve	13SS31GS90**YY	14SS31GS90**YY			
		Sintered Iron	350	Plain	13SI31GS82**YY	14SI31GS82**YY			
		V-Groove	350	Plain	13VG31GT82**YY	14VG31GT82**YY			
		Maxrok™	350	Plain	13MA31GB82**YY	14MA31GB82**YY			
Conductive PU	225	Precision	13CU31GH44**YY	14CU31GH44**YY					

Wheel Dia	Tread Width	Wheel Type	Load Capacity	Bearing Type	Swivel Caster Part #	Rigid Caster Part #	O.A.H.	Swivel Radius	+ Color	
3"	1-1/2"	Phenolic	350	Sleeve	13PH31HB90**YY	14PH31HB90**YY	4"	3"		
		Brimstone™	300	S.S. Top Hat	13PH31HB03**YZ	14PH31HB03**YZ				
3-1/2"	1-1/4"	Yoke and axle/nut				13ZZ35GZ82**YAN	14ZZ35GZ82**YAN	4-5/8"	3-3/16"	
		Super-Soft™	110	Annular	13SF35GI43**YY	14SF35GI43**YY				
		Soft Rubber	300	Plain	13SR35GB82**YY	14SR35GB82**YY				
		Rubber/Alu	300	Annular	13RA35GI43**YY	14RA35GI43**YY				
		Nomadic™	300	Delrin	13NM35G+5A**YY	14NM35G+5A**YY				
				Annular	13NM35GI43**YY	14NM35GI43**YY				
		Thermo-Pro™	230	Precision	13TP35GI44**YY	14TP35GI44**YY				
				Sleeve	13TP35G+47**YY	14TP35G+47**YY				
		Element™	300	Annular	13TP35G+90**YY	14TP35G+90**YY				
				Ball	13EL35GI43**YY	14EL35GI43**YY				
		Poly-Pro™	300	Ball	13PP35G+42**YY	14PP35G+42**YY				
				Precision	13PP35G+44**YY	14PP35G+44**YY				
				Precision	13PP35G+47**YY	14PP35G+47**YY				
				Sleeve	13PP35G+55**YY	14PP35G+55**YY				
		Polymadic™	325	Delrin	13PP35G+90**YY	14PP35G+90**YY				
				Annular	13PM35GM5A**YY	14PM35GM5A**YY				
		Polyon AL™	350	Annular	13PM35GM43**YY	14PM35GM43**YY				
		Disc Wheel	250	Ball	13PA35G+43**YY	14PA35G+43**YY				
		Hard Rubber	300	Plain	13UN35GLA3**YY	14UN35GLA3**YY				
		Polyolefin	350	Plain	13HR35GB82**YY	14HR35GB82**YY				
Sleeve	13PO35GZ82**YY			14PO35GZ82**YY						
Phenolic	350	Top Hat	13PO35GJ90**YY	14PO35GJ90**YY						
Semi-Steel	350	Plain	13PH35GB99**YY	14PH35GB99**YY						
BrimStone™	350	S.S. Top Hat	13SS35GS82**YY	14SS35GS82**YY						
			13GN35GQ97**YY	14GN35GQ97**YY						
4"	1-1/4"	Yoke and axle/nut				13ZZ40GZ82**YAN	14ZZ40GZ82**YAN	5-3/16"	3-1/2"	
		Super-Soft™	120	Annular	13SF40GI43**YY	14SF40GI43**YY				
		Soft Rubber	350	Plain	13SR40GB82**YY	14SR40GB82**YY				
			350	Ball	13SR40GB42**YY	14SR40GB42**YY				
		Blue Ergo™	350	Roller	13BL40GL4R**YY	14BL40GL4R**YY				
		Rubber/Alu	250	Annular	13RA40GI43**YY	14RA40GI43**YY				
		Nomadic™	300	Delrin	13NM40G+5A**YY	14NM40G+5A**YY				
				Annular	13NM40G+43**YY	14NM40G+43**YY				
		Conductive	250	Precision	13CN40GH44**YY	14CN40GH44**YY				
		Thermo-Pro™	250	Precision	13TP40G+44**YY	14TP40G+44**YY				
				Precision	13TP40G+47**YY	14TP40G+47**YY				
				Sleeve	13TP40G+90**YY	14TP40G+90**YY				
		Element™	320	Annular	13EL40GI43**YY	14EL40GI43**YY				
		Poly-Pro™	350	Ball	13PP40G+42**YY	14PP40G+42**YY				
				Precision	13PP40G+44**YY	14PP40G+44**YY				
				Precision	13PP40G+47**YY	14PP40G+47**YY				
				Sleeve	13PP40G+55**YY	14PP40G+55**YY				
		Polymadic™	350	Delrin	13PP40G+90**YY	14PP40G+90**YY				
				Annular	13PM40GM5A**YY	14PM40GM5A**YY				
		Elite™	350	Ball	13PM40GM43**YY	14PM40GM43**YY				
		Ergo-PU	350	Dual Precision	13ET40GL42**YY	14ET40GL42**YY				
		DuraLastomer™	350	Sleeve	13EU40GOD0**YY	14EU40GOD0**YY				
		Polyon AL™	350	Annular	13SU40GL90**YY	14SU40GL90**YY				
		Disc Wheel	270	Ball	13PA40G+43**YY	14PA40G+43**YY				
		Hard Rubber	350	Plain	13UN40GLA3**YY	14UN40GLA3**YY				
				Ball	13HR40GB82**YY	14HR40GB82**YY				
		Grayrok™	375	Plain	13HR40GB42**YY	14HR40GB42**YY				
				Plain	13RK40GI82**YY	14RK40GI82**YY				
				Plain	13PO40G+82**YY	14PO40G+82**YY				
		Polyolefin	350	Sleeve	13PO40G+90**YY	14PO40G+90**YY				
Ball	13PO40GZ42**YY			14PO40GZ42**YY						
H.D. Polyolefin	350	Plain	13PO40G+82**YY	14HP40G+82**YY						
Nylon	350	Precision	13HP40G+82**YY	14HP40G+82**YY						
		Sleeve	13NY40GE47**YY	14NY40GE47**YY						
Phenolic	350	Top Hat	13NY40GE90**YY	14NY40GE90**YY						
H.T. Phenolic	250	S.S. Top Hat	13PH40GB99**YY	14PH40GB99**YY						
BrimStone™	350	S.S. Top Hat	13HT40GQ97**YY	14HT40GQ97**YY						
SteROLLizer™ AL	300	Sleeve	13GN40G+97**YY	14GN40G+97**YY						
SteROLLizer™ SS	300	Sleeve	13BF40GC90**YZ	14BF40GC90**YZ						
Semi-Steel	350	Plain	13SL40GC90**YY	14SL40GC90**YY						
		Sleeve	13SS40GS82**YY	14SS40GS82**YY						
Conductive PU	250	Precision	13SS40GS90**YY	14SS40GS90**YY						
			13CU40GH44**YY	14CU40GH44**YY						



Wheel Dia.	Tread Width	Wheel Type	Load Capacity	Bearing Type	Swivel Caster Part #	Rigid Caster Part #	O.A.H.	Swivel Radius	+ Color
4"	1-1/2"	Polyon™	350	Roller	13PU40H+03**YZ	14PU40H+03**YZ	5-3/16"	3-1/2"	G,V
		Polyon AL™	350	Roller	13PA40H+03**YZ	14PA40H+03**YZ			
		Polyolefin	350	Roller	13PO40HB03**YZ	14PO40HB03**YZ			
		Phenolic	350	Sleeve	13PH40HB90**YY	14PH40HB90**YY			
				Roller	13PH40HB03**YZ	14PH40HB03**YZ			
		H.T. Phenolic	350	Sleeve	13HT40HQ90**YY	14HT40HQ90**YY			
				Roller	13HT40HQ03**YZ	14HT40HQ03**YZ			
		BrimStone™	350	Sleeve	13GN40H+90**YY	14GN40H+90**YY			
		BrimStone™	350	Roller	13GN40H+03**YY	13GN40H+03**YY			B,Q
		SteROLLizer™ AL	350	SS Precision	13BH40HC61**YY	14BH40HC61**YY			
SteROLLizer™ SS	350	SS Precision	13SL40HC61**YY	14SL40HC61**YY					
Epoxy	350	Dual Precision	13OV40H+P4**YZ	14OV40H+P4**YZ					
		Sleeve	13OV40H+90**YY	14OV40H+90**YY	G,Q				
4"	1-1/4"	Yoke and axle/nut			13ZZ4XGZ8211YAN		5"	3-1/2"	
		Super-Soft™	120	Annular	13SF4XGI4311YY				
		Soft Rubber	350	Plain	13SR4XGB8211YY				
				Ball	13SR4XGB4211YY				
		Blue- Ergo™	350	Roller	13BL4XGL4R11YY				
		Rubber/Alu	250	Annular	13RA4XGI4311YY				
		Nomadic™	300	Delrin	13NM4XG+5A11YY				I,L
				Annular	13NM4XG+4311YY				I,L
		Conductive	250	Precision	13CN4XGH4411YY				
		Thermo-Pro™	250	Precision	13TP4XG+4411YY				T,Y
				Sleeve	13TP4XG+4711YY				T,Y
		Element™	320	Annular	13EL4XGI4311YY				
				Ball	13PP4XG+4211YY				K,P,W
		Poly-Pro™	350	Precision	13PP4XG+4411YY				A,D,I,S
					13PP4XG+4711YY				T,Y
					13PP40G+55**YY				K,P,W
		Polymadic™	350	Delrin	13PM4XGM5A11YY				T,Y
				Annular	13PM4XGM4311YY				
		Elite™	350	Ball	13ET4XGL4211YY				
		Ergo-PU	350	Dual Precision	13EU4XGOD011YY				
		DuraLastomer™	350	Sleeve	13SU4XGL9011YY				
		Polyon AL™	350	Annular	13PA4XGL4311YY				L, M
		Disc Wheel	270	Ball	13UN4XGLA311YY				
		Hard Rubber	350	Plain	13HR4XGB8211YY				
				Ball	13HR4XGB4211YY				
		Grayrok™	350	Plain	13RK40GI8211YY				
				Plain	13PO4XG+8211YY				B,Z
				Sleeve	13PO4XG+9011YY				J,Z
		Polyolefin	350	Ball	13PO4XGZ4211YY				
				Plain	13HP4XG+8211YY				B,E
		H.D. Polyolefin	350	Precision	13NY4XGE4711YY				
				Sleeve	13NY4XGE9011YY				
		Phenolic	350	Top Hat	13PH4XGB9911YY				
		H.T. Phenolic	250	S.S. Top Hat	13HT4XGQ9711YY				
		BrimStone™	350	S.S. Top Hat	13GN4XG+9711YY				B,Q
SteROLLizer™ AL	300	Sleeve	13BF4XGC9011YZ						
SteROLLizer™ SS	300	Sleeve	13SL4XGC9011YY						
Semi-Steel	350	Plain	13SS4XGS8211YY						
		Sleeve	13SS4XGS9011YY						
Conductive PU	250	Precision	13CU4XGH4411YY						
4"	1-1/2"	Polyon™	350	Roller	13PU4XH+0311YZ		5"	3-1/2"	G,V
		Polyon AL™	350	Roller	13PA4XH+0311YZ				N,R
		Polyolefin	350	Roller	13PO4XHB0311YZ				
		Phenolic	350	Sleeve	13PH4XHB9011YY				
				Roller	13PH4XHB0311YZ				
		H.T. Phenolic	350	Sleeve	13HT4XHQ9011YY				
				Roller	13HT4XHQ0311YZ				
		BrimStone™	350	Sleeve	13GN4XH+9011YY				
				Roller	13GN4XH+0311YZ				B,Q
		SteROLLizer™ AL	350	SS Precision	13BH4XHC6111YY				
SteROLLizer™ SS	350	SS Precision	13SL4XHC6111YY						
Epoxy	350	Dual Precision	13OV4XH+P411YY		G,Q				
		Sleeve	13OV4XH+9011YY		G,Q				

Wheel Dia.	Tread Width	Wheel Type	Load Capacity	Bearing Type	Swivel Caster Part #	Rigid Caster Part #	O.A.H.	Swivel Radius	+ Color	
5"	1-1/4"	Yoke and axle/nut				13ZZ50GZ82**YAN	14ZZ50GZ82**YAN	6-1/8"	4"	
		Super-Soft™	125	Annular	13SF50GI43**YY	14SF50GI43**YY				
		Soft Rubber	350	Plain	13SR50GB82**YY	14SR50GB82**YY				
				Ball	13SR50GB42**YY	14SR50GB42**YY				
		Blue- Ergo™	350	Roller	13BL50GL4R**YY	14BL50GL4R**YY				
		Rubber/Alu	325	Annular	13RA50GI43**YY	14RA50GI43**YY				
		Nomadic™	325	Delrin	13NM50G+5A**YY	14NM50G+5A**YY	I, L			
				Annular	13NM50G+43**YY	14NM50G+43**YY	I, L			
		Conductive	275	Precision	13CN50GH44**YY	14CN50GH44**YY				
		Thermo-Pro™	300	Precision	13TP50GI44**YY	14TP50GI44**YY				
				Sleeve	13TP50G+47**YY	14TP50G+47**YY	T,Y			
		Element™	350	Annular	13EL50GI43**YY	14EL50GI43**YY				
				Ball	13PP50G+42**YY	14PP50G+42**YY	C,K,P,W			
		Poly-Pro™	350	Precision	13PP50G+44**YY	14PP50G+44**YY	I,A,D,S			
					13PP50G+47**YY	14PP50G+47**YY	T,Y			
				Delrin	13PP50G+55**YY	14PP50G+55**YY	C,K,P,W			
				Sleeve	13PP50G+90**YY	14PP50G+90**YY	T,Y			
		Polymadic™	350	Delrin	13PM50GM5A**YY	14PM50GM5A**YY				
				Annular	13PM50GM43**YY	14PM50GM43**YY				
		Ergo-PU	350	Dual Precision	13EU50GOD0**YY	14EU50GOD0**YY				
		DuraLastomer™	350	Sleeve	13SU50GL90**YY	14SU50GL90**YY				
		Polygon AL™	350	Annular	13PA50G+43**YY	14PA50G+43**YY	L,M			
		Disc Wheel	300	Ball	13UN50GLA3**YY	14UN50GLA3**YY				
		Hard Rubber	350	Plain	13HR50GB82**YY	14HR50GB82**YY				
				Ball	13HR50GB42**YY	14HR50GB42**YY				
		Grayrok™	350	Plain	13RK50GI82**YY	14RK50GI82**YY				
				Sleeve	13PO50G+90**YY	14PO50G+90**YY	B,Z			
		Polyolefin	350	Ball	13PO50GZ42**YY	14PO50GZ42**YY	J,Z			
				Plain	13HP50G+82**YY	14HP50G+82**YY				
		H.D. Polyolefin	350	Plain	13HP50G+82**YY	14HP50G+82**YY	B,E			
		Nylon	350	Precision	13NY50GE47**YY	14NY50GE47**YY				
				Sleeve	13NY50GE90**YY	14NY50GE90**YY				
Phenolic	350	Top Hat	13PH50GB99**YY	14PH50GB99**YY						
H.T. Phenolic	300	S.S. Top Hat	13HT50GQ97**YY	14HT50GQ97**YY						
BrimStone™	350	S.S. Top Hat	13GN50G+97**YY	14GN50G+97**YY	B,Q					
Semi-Steel	350	Plain	13SS50GS82**YY	14SS50GS82**YY						
		Sleeve	13SS50GS90**YY	14SS50GS90**YY						
Conductive PU	250	Precision	13CU50GH44**YY	14CU50GH44**YY						
5"	1-3/8"	Neo-Energizer™	350	Ball	13EN50VB42**YY	14EN50VB42**YY				
			350	Precision	13EN50VBP2**YY	14EN50VBP2**YY				
5"	1-1/2"	Polygon™	350	Roller	13PU50H+03**YZ	14PU50H+03**YZ	6-1/8"	4"	G,V	
		Polygon AL™	350	Roller	13PA50H+03**YZ	14PA50H+03**YZ			N,R	
		Polyolefin	350	Roller	13PO50HB03**YZ	14PO50HB03**YZ				
				Sleeve	13PH50HB90**YY	14PH50HB90**YY				
		Phenolic	350	Roller	13PH50HB03**YZ	14PH50HB03**YZ				
				Sleeve	13HT50HQ90**YY	14HT50HQ90**YY				
		H.T. Phenolic	350	Roller	13HT50HQ03**YZ	14HT50HQ03**YZ				
Sleeve	13GN50H+90**YY			14GN50H+90**YY	B,Q					
BrimStone™	350	Roller	13GN50H+03**YZ	14GN50H+03**YZ						
6"	1-1/4"	Yoke and axle/nut			13ZZ60GZ82**YAN	14ZZ60GZ82**YAN	7-3/8"	4-9/16"		
		Poly-Pro™	350	Precision	13PP60G+44**YY	14PP60G+44**YY			A,I	
				Delrin	13PP60G+47**YY	14PP60G+47**YY			T,Y	
				Sleeve	13PP60GI55**YY	14PP60GI55**YY				
		Thermo-Pro™	300	Precision	13TP60GI44**YY	14TP60GI44**YY				
				Sleeve	13TP60GT47**YY	14TP60GT47**YY				
		Sleeve	13TP60GT90**YY	14TP60GT90**YY						
6-1/4"	1-1/4"	Cushion-Ride™	200	Ball	13CR61G+42**YY	14CR61G+42**YY	7-1/2"	4-11/16"	A,I	

## 21 Light Medium Duty - Stem Mount Series - 350LB

- Featuring the most commonly used mounting stems with 1-1/4" wide light medium duty wheels
- Bright Zinc Plated as standard, Black Electrocoat and Nickel are available as options
- Dust cover on the upper raceway as standard
- Double ball raceway swivel
- 3/8" Axle and nut
- NSF Listed

21NM50GI42-0H0000

21EU50D095-0K0000

21RK50GI8206-0T0000

21UX50GO6275YY

21PO50GB8268-0C0000



Plate Code	Overall Size	Bolt Hole Pattern	Mounting Bolt Size			
06	2-3/8" x 3-5/8"	1-3/4" x 2-7/8" slotted to 3"	5/16"			
Swivel Caster Plate features additional mounting holes for use on aluminum structural framing, modular carts & workstations. Two 5/16" holes centered at 3.22(between other holes, long way)						
Stem Code	Size	Stem Type	Round Expandable Adapter Stem			
60	3/8" - 16 x 3/4"	Threaded	Stem Code	Expandable Range	Fit Tubing I.D.	
61	3/8" - 16 x 1"		71	0.720" - 0.851"	3/4"	
62	3/8" - 16 x 1-1/2"		72	0.852" - 0.927"	7/8"	
6S	1/2" - 13 x 3/8"		7B	0.900" - 0.980"	15/16"	
66	1/2" - 13 x 3/4"		73	0.928" - 1.029"	1"	
67	1/2" - 13 x 1"		7A	1.020" - 1.100"	1-1/16"	
68	1/2" - 13 x 1-1/2"		74	1.110" - 1.180"	1-1/8"	
69	1/2" - 13 x 2"		78	1.178" - 1.303"	1-3/16"	
70	1/2" - 13 x 2-3/4"		75	1.360" - 1.425"	1-3/8"	
88	3/4" - 10 x 1"		76	1.426" - 1.589"	1-1/2"	
87	3/4" - 10 x 1-3/4"		77	1.790" - 1.850"	1-7/8"	
81	5/8" - 11 x 1-3/4"		Square Expandable Adapter Stem			
91	7/16" x 1-3/8"		Grip Ring	R1	0.720" - 0.851"	3/4"
97	7/16" x 2"			R2	0.852" - 0.927"	7/8"
95	0.846" x 2-3/16"	R3		0.928" - 1.029"	1"	
41	7/8" x 2-1/4"	SQ. stem w/ Grip Ring*	R4	1.030" - 1.140"	1-1/8"	
51	3/4" x 2"	SQ. 3 x 1/4" CRX DRL*	R5	1.360" - 1.425"	1-3/8"	
42	7/8" x 2"	SQ. 3 x 5/16" CRX DRL*	R6	1.426" - 1.589"	1-1/2"	
86	7/16" ID, for Pipe w/ 1" O.D.	Pipe Thread (NPT34)	R7	1.790" - 1.850"	1-7/8"	
			U2	0.852" - 0.927"	7/8"	
			U5	1.360" - 1.425"	1-3/8"	

All square stems come with chamfered corners.

Wheel Dia.	Tread Width	Wheel Type	Load Capacity	Bearing Type	Swivel Caster Part #	O.A.H.	Swivel Radius	+ Color	
2-1/2"	1-1/4"	Yoke and axle/nut				21ZZ25GZ82**YAN	3-7/16"	2-13/16"	
		Soft Rubber	175	Plain	21SR25GB82**YY				
		Neo-Energizer™	250	Precision	21EN25GBP2**YY				
				Ball	21EN25GB42**YY				
		Thermo-Pro™	250	Precision	21TP25G+44**YY				
				Ball	21TP25G+42**YY	B,I			
		Polyolefin	250	Plain	21PO25GB82**YY				
		Poly-Pro™	250	Ball	21PP25G+42**YY				
Hard Rubber	250	Plain	21HR25GB82**YY						
Maxrok™	350	Plain	21MA25GB82**YY						
2-1/2"	1-3/8"	Elastomer	350	Precision	21SX25GIP2**YY				
3"	1-1/4"	Yoke and axle/nut				21ZZ30GZ82**YAN	4"	2-15/16"	
		Super-Soft™	105	Annular	21SF30GI43**YY				
		Blue-Ergo™	300	Roller	21BL50GL4R**YY				
		Soft Rubber	300	Plain	21SR30GB82**YY				
				Ball	21SR30GB42**YY				
		Nomadic™	300	Delrin	21NM30G+5A**YY				
				Annular	21NM30G+43**YY	I,L			
		Conductive TPR	200	Precision	21CN30GH44**YY				
		Conductive SR	250	Ball	21CT30GB42**YY				
		Thermo-Pro™	210	Precision	21TP30GI44**YY				
				Sleeve	21TP30G+47**YY				
		Element™	300	Annular	21EL30GI43**YY				
				Ball	21PP30G+42**YY	K,W			
		Poly-Pro™	300	Precision	21PP30G+44**YY	A,D,I,S			
				Precision	21PP30G+47**YY	T,Y			
				Delrin	21PP30G+55**YY	K,P,W			
				Sleeve	21PP30G+90**YY	T,Y			
		Polymadic™	300	Delrin	21PM30GM5A**YY				
				Annular	21PM30GM43**YY				
		Elite™	350	Ball	21ET30GL42**YY				
		Ergo-PU	350	Dual Precision	21EU30GOD0**YY				
		DuraLastomer™	300	Sleeve	21SU30GL90**YY				
		Polyon AL™	350	Annular	21PA30GL43**YY				
		Hard Rubber	300	Ball	21HR30GB42**YY				
				Plain	21HR30GB82**YY				
		GrayRok™	300	Plain	21RK30GI82**YY				
				Plain	21PO30G+82**YY	B,Z			
		Polyolefin	300	Sleeve	21PO30G+90**YY	J,Z			
				Ball	21PO30GZ42**YY				
		H.D. Polyolefin	300	Plain	21HP30G+82**YY	B,E			
		Nylon	300	Sleeve	21NY30GE90**YY				
				Precision	21NY30GE47**YY				
		Phenolic	300	Top Hat	21PH30GB99**YY				
		H.T. Phenolic	200	S.S. Top Hat	21HT30GQ97**YY				
BrimStone™	350	S.S. Top Hat	21GN30GQ97**YY						
Semi-Steel	350	Plain	21SS30GS82**YY						
		Sleeve	21SS30GS90**YY						
Sintered Iron	350	Plain	21SI30GS82**YY						
V-Groove	350	Plain	21VG30GT82**YY						
Maxrok™	350	Plain	21MA30GB82**YY						
Conductive PU	225	Precision	21CU30GH44**YY						
3"	1-3/8"	Neo-Energizer™	300	Ball	21EN30VB42**YY				
			300	Precision	21EN30VBP2**YY				
		Elastomer	350	Precision	21SX30VIP2**YY				
3"	1-1/2"	Phenolic	350	Sleeve	21PH30HB90**YY				
			350	Roller	21PH30HB03**YZ				
		Brimstone™	350	S.S. Top Hat	21GN30G+97**YY	B,Q			

Wheel Dia.	Tread Width	Wheel Type	Load Capacity	Bearing Type	Swivel Caster Part #	O.A.H.	Swivel Radius	+ Color	
3-1/2"	1-1/4"	Yoke and axle/nut				21ZZ35GZ82**YAN	4-1/2"	3-3/16"	
		Super-Soft™	110	Annular	21SF35GI43**YY				
		Soft Rubber	300	Plain	21SR35GB82**YY				
		Rubber/Alu	300	Annular	21RA35GI43**YY				
		Nomadic™	300	Delrin	21NM35G+5A**YY				
				Annular	21NM35GI43**YY				
		Thermo-Pro™	230	Precision	21TP35GI44**YY				
				Sleeve	21TP35G+47**YY				
		Element™	300	Annular	21EL35GI43**YY				
		Poly-Pro™	300	Ball	21PP35G+42**YY				
				Precision	21PP35G+44**YY				
				Delrin	21PP35G+47**YY				
				Sleeve	21PP35G+55**YY				
		Polymadic™	325	Delrin	21PM35GM5A**YY				
				Annular	21PM35GM43**YY				
		Polygon AL™	350	Annular	21PA35G+43**YY				
		Disc Wheel	250	Ball	21UN35GLA3**YY				
		Hard Rubber	300	Plain	21HR35GB82**YY				
		Polyolefin	350	Plain	21PO35GZ82**YY				
				Sleeve	21PO35GJ90**YY				
Phenolic	350	Top Hat	21PH35GB99**YY						
Semi-Steel	350	Plain	21SS35GS82**YY						
BrimStone™	350	S.S. Top Hat	21GN35GQ97**YY						
4"	1-1/4"	yoke and axle/nut				21ZZ40GZ82**YAN	5"	3-1/2"	
		Super-Soft™	120	Annular	21SF40GI43**YY				
		Soft Rubber	350	Plain	21SR40GB82**YY				
			350	Ball	21SR40GB42**YY				
		Blue-Ergo™	350	Roller	21BL40GL4R**YY				
		Rubber/Alu	250	Annular	21RA40GI43**YY				
		Nomadic™	300	Delrin	21NM40GI5A**YY				
				Annular	21NM40GI43**YY				
		Conductive	250	Precision	21CN40GH44**YY				
		Thermo-Pro™	250	Precision	21TP40G+44**YY				
				Sleeve	21TP40G+47**YY				
		Element™	320	Annular	21EL40GI43**YY				
		Poly-Pro™	350	Ball	21PP40G+42**YY				
				Precision	21PP40G+44**YY				
				Delrin	21PP40G+47**YY				
				Sleeve	21PP40G+55**YY				
		Polymadic™	350	Delrin	21PM40GM5A**YY				
				Annular	21PM40GM43**YY				
		Elite™	350	Ball	21ET40GL42**YY				
		Ergo-PU	350	Dual Precision	21EU40GOD0**YY				
		DuraLastomer™	350	Sleeve	21SU40GL90**YY				
		Polygon AL™	350	Annular	21PA40G+43**YY				
		Disc Wheel	270	Ball	21UN40GLA3**YY				
		Hard Rubber	350	Plain	21HR40GB82**YY				
				Ball	21HR40GB42**YY				
		GrayRok™	350	Plain	21RK40GI82**YY				
		Polyolefin	350	Plain	21PO40G+82**YY				
				Sleeve	21PO40G+90**YY				
				Ball	21PO40GZ42**YY				
		H.D. Polyolefin	350	Plain	21HP40G+82**YY				
		Nylon	350	Precision	21NY40GE47**YY				
				Sleeve	21NY40GE90**YY				
		Phenolic	350	Top Hat	21PH40GB99**YY				
		H.T. Phenolic	250	S.S. Top Hat	21HT40GQ97**YY				
		BrimStone™	350	S.S. Top Hat	21GN40G+97**YY				
		SteROLLizer™ AL	300	Sleeve	21BF40GC90**YZ				
SteROLLizer™ SS	300	Sleeve	21SL40GC90**YY						
Semi-Steel	350	Plain	21SS40GS82**YY						
		Sleeve	21SS40GS90**YY						
Conductive PU	250	Precision	21CU40GH44**YY						

Add 1/8" for plate caster overall height.


Wheel Dia.	Tread Width	Wheel Type	Load Capacity	Bearing Type	Swivel Caster Part #	O.A.H.	Swivel Radius	+ Color
4"	1-1/2"	Polygon™	350	Roller	21PU40H+03**YZ	5"	3-1/2"	G,V
		Polygon AL™	350	Roller	21PA40H+03**YZ			
		Polyolefin	350	Roller	21PO40HB03**YZ			
		Phenolic	350	Sleeve	21PH40HB90**YY			
				Roller	21PH40HB03**YZ			
		H.T. Phenolic	350	Sleeve	21HT40HQ90**YY			
				Roller	21HT40HQ03**YZ			
		BrimStone™	350	Sleeve	21GN40H+90**YY			
		BrimStone™	350	Roller	21GN40H+03**YZ			
		SteROLLizer™ AL	350	SS Precision	21BH40HC61**YY			
SteROLLizer™ SS	350	SS Precision	21SL40HC61**YY					
Epoxy	350	Dual Precision	21OV40H+P4**YZ					
		Sleeve	21OV40H+90**YZ	G,Q				
5"	1-1/4"	Yoke and axle/nut			21ZZ50GZ82**YAN	6"	4"	
		Super-Soft™	125	Annular	21SF50GI43**YY			
		Soft Rubber	350	Plain	21SR50GB82**YY			
				Ball	21SR50GB42**YY			
		Blue-Ergo™	350	Roller	21BL50GL4R**YY			
		Rubber/Alu	325	Annular	21RA50GI43**YY			
		Nomadic™	325	Delrin	21NM50G+5A**YY			I,L
				Annular	21NM50G+43**YY			I,L
		Conductive	275	Precision	21CN50GH44**YY			
		Thermo-Pro™	300	Precision	21TP50GI44**YY			
					21TP50G+47**YY			
				Sleeve	21TP50G+90**YY			T,Y
		Element™	350	Annular	21EL50GI43**YY			
		Poly-Pro™	350	Ball	21PP50G+42**YY			C,K,P,W
				Precision	21PP50G+44**YY			A,D,I,S
					21PP50G+47**YY			T,Y
				Delrin	21PP50G+55**YY			C,K,P,W
				Sleeve	21PP50G+90**YY			T,Y
		Polymadic™	350	Delrin	21PM50GM5A**YY			
				Annular	21PM50GM43**YY			
		Ergo-PU	350	Dual Precision	21EU50GOD0**YY			
		DuraLastomer™	350	Sleeve	21SU50GL90**YY			
		Polygon AL™	350	Annular	21PA50GL43**YY			
		Disc Wheel	300	Ball	21UN50GLA3**YY			
		Hard Rubber	350	Plain	21HR50GB82**YY			
				Ball	21HR50GB42**YY			
		GrayRok™	350	Plain	21RK50GI82**YY			
		Polyolefin	350	Plain	21PO50G+82**YY			B,Z
				Sleeve	21PO50G+90**YY			J,Z
				Ball	21PO50GZ42**YY			
		H.D. Polyolefin	350	Plain	21HP50G+82**YY			B,E
		Nylon	350	Precision	21NY50GE47**YY			
				Sleeve	21NY50GE90**YY			
		Phenolic	350	Top Hat	21PH50GB99**YY			
		H.T. Phenolic	300	S.S. Top Hat	21HT50GQ97**YY			
		BrimStone™	350	S.S. Top Hat	21GN50G+97**YY			B,Q
		Semi-Steel	350	Plain	21SS50GS82**YY			
				Sleeve	21SS50GS90**YY			
		Conductive PU	250	Precision	21CU50GH44**YY			

Add 1/8" for plate caster overall height.

Wheel Dia.	Tread Width	Wheel Type	Load Capacity	Bearing Type	Swivel Caster Part #	O.A.H.	Swivel Radius	+ Color		
5"	1-3/8"	Neo-Energizer™	350	Ball	21EN50VB42**YY	6"	4"			
			350	Precision	21EN50VBP2**YY					
5"	1-1/2"	Polyon™	350	Roller	21PU50H+03**YZ					G,V
		Polyon AL™	350	Roller	21PA50H+03**YZ					N,R
		Polyolefin	350	Roller	21PO50HB03**YZ					
		Phenolic	350	Sleeve	21PH50HB90**YY					
			350	Roller	21PH50HB03**YZ					
		H.T. Phenolic	350	Sleeve	21HT50HQ90**YY					
				Roller	21HT50HQ03**YZ					
		BrimStone™	350	Sleeve	21GN50H+90**YY					
Roller	21GN50H+03**YZ			B,Q						

Add 1/8" for plate caster overall height.

## WHEELS



Notes

# 07 Light Medium Duty - Modular Stem Series - 350LB

- Bright Zinc plated as standard, Black Electrocoat and Nickel are available as options
- Featuring broad selections of different mounting stems with 1-1/4" wide wheels
- Double ball raceway swivel
- 3/8" Axle and nut
- NSF Listed

07UN50GLA3ZZ-0H0000



07PP50GI44ZZ-0K0000



07EU50GO55ZZ-0C0000



07PO30GB82ZZ-0T000X



Stem Code	Size	Stem Type	Modular Part #
ZZ	1/2" diameter	Hollow Kingpin	
E1	Additional Adjustable Height 1.750" - 2.375"		07STAE1
E2	Additional Adjustable Height 1.875" - 2.500"		07STAE2
E3	Additional Adjustable Height 3.500" - 4.125"		07STAE3
E4	Additional Adjustable Height 3.500" - 5.000"		07STAE4
F1	Additional Adjustable Height 1.750" - 2.375"		07STAF1
F2	Additional Adjustable Height 1.875" - 2.500"		07STAF2
F3	Additional Adjustable Height 3.500" - 4.125"		07STAF3
F4	Additional Adjustable Height 3.500" - 5.000"		07STAF4
B1	Additional Adjustable Height 1.875" - 3.000"	To fit 1-1/2" I.D. Round Tubing	07STGB1
92	5/8" x 2-3/16"	Grip Ring Stem	07STG92
93	13/16" x 2-3/16"		07STG93
48	0.865" x 2-1/2" dual rings		07STG48
85	1" x 2-3/16" dual rings		07STG85
82	1-1/8" x 2-3/16" dual rings		07STG82
22	1-1/4" x 2-3/16" dual rings		07STG22
23	1-3/8" x 2-3/16" dual rings		07STG23
O1	1-1/4" x 4", 7/16" dia. crx drill, 2.5" from bottom	Round	07STRO1
43	9/16" x 2-15/16", 2 x 5/16" dia. crx drill	Square Stem	07STS43
51	3/4" x 2", 3 x 1/4" dia. crx drill		07STS51
55	7/8" x 2", 3 x 5/16" dia. crx drill		07STS55
56	7/8" x 2", 3 x 5/16" dia. crx drill		07STS56
41	7/8" x 2-1/4", 5/16" dia. crx drill		07STO41
Q6	1" x 2-1/2", 5/16" crx drill		07STSQ6
Q1	1-1/4" x 4" 7/16" dia. crx drill		07STSQ1
33	7/16" - 14 x 1-1/2"	Threaded	07STT33
79	7/16" -14 x 2-1/4"		07STT79
C8	1/2" - 13 x 3-1/8"		07STTC8
C1	1/2" - 13 x 4"		07STTC1
80	5/8" - 11 x 1"		07STT80
81	5/8" - 11 x 1-3/4"		07STT81
C2	5/8" - 11 x 4"		07STTC2
87	3/4" - 10 x 1-3/4"		07STT87
84	3/4" - 10 x 4"		07STT84
C3	3/4" - 10 x 6"		07STTC3
S5	3/4" - 10 x 10"	07STTS5	
M1	M10 - 1.5 x 1-1/2"	Metric Threaded	07STTM10
M3	M12 - 1.75 x 1-3/4"		07STTM12-134
M6	M16 - 2 x 1-1/2"		07STTM16-112
M7	M20 - 2.5 x 1-3/4"		07STTM20-134



# Stems

07STT80	07STT33	07STTM16-112	07STTM10	07STTM20-134	07STT81	07STTS5	
07STT87	07STT79	07STTC8	07STT84	07STTC1	07STTC2		
07STTC3	07STS56	07STS51	07STS55	07STSO41	07STS91		
07STSQ43	07STR01	07STSQ1	07STG93	07STG92	07STG82		
07STG85	07STG23	07STG48	07STAF1	07STAF2	07STAF3		
07STAF4	07STAE1	07STAE2	07STAE3	07STAE4	07STGB1		

Wheel Dia.	Tread Width	Wheel Type	Load Capacity	Bearing Type	Swivel Caster Part #	O.A.H.	Swivel Radius	+ Color	
2-1/2"	1-1/4"	Yoke and axle/nut				07ZZ25GZ82ZZYAN	3-7/16"	2-13/16"	
		Soft Rubber	175	Plain	07SR25GB82**YY				
		Thermo-Pro™	250	Precision	07TP25G+44**YY	B,I			
				Ball	07TP25G+42**YY	B,I			
		Polyolefin	250	Plain	07PO25GB82**YY				
		Poly-Pro™	250	Ball	07PP25G+42**YY	M,W			
		Hard Rubber	250	Plain	07HR25GB82**YY				
Maxrok™	350	Plain	07MA25GB82**YY						
3"	1-1/4"	Yoke and axle/nut				07ZZ30GZ82ZZYAN	4"	2-15/16"	
		Super-Soft™	105	Annular	07SF30GI43**YY				
		Soft Rubber	300	Plain	07SR30GB82**YY				
				Ball	07SR30GB42**YY				
		Blue Ergo™	300	Roller	07BL30GL4R**YY				
		Nomadic™	300	Delrin	07NM30G+5A**YY	I, L			
				Annular	07NM30G+43**YY	I, L			
		Conductive TPR	200	Precision	07CN30GH44**YY				
		Conductive SR	250	Ball	07CT30GB42**YY				
		Thermo-Pro™	210	Precision	07TP30GI44**YY				
					07TP30G+47**YY				
				Sleeve	07TP30G+90**YY	T,Y			
		Element™	300	Annular	07EL30GI43**YY				
		Poly-Pro™	300	Ball	07PP30G+42**YY	K,W			
				Precision	07PP30G+44**YY	A,D, I, K,S			
					07PP30G+47**YY	T,Y			
				Delrin	07PP30G+55**YY	K,P,W			
				Sleeve	07PP30G+90**YY	T,Y			
		Polymadic™	300	Delrin	07PM30GM5A**YY				
				Annular	07PM30GM43**YY				
		Elite™	350	Ball	07ET30GL42**YY				
		Ergo-PU	350	Dual Precision	07EU30GOD0**YY				
		DuraLastomer™	300	Sleeve	07SU30GL90**YY				
		Polygon AL™	350	Annular	07PA30GL43**YY				
		Hard Rubber	300	Ball	07HR30GB42**YY				
				Plain	07HR30GB82**YY				
		GrayRok™	300	Plain	07RK30GI82**YY				
		Polyolefin	250	Plain	07PO30G+82**YY	B,Z			
				Sleeve	07PO30G+90**YY	J,Z			
			300	Ball	07PO30GZ42**YY				
		H.D. Polyolefin	300	Plain	07HP30G+82**YY	B,E			
		Nylon	300	Sleeve	07NY30GE90**YY				
				Precision	07NY30GE47**YY				
Phenolic	300	Top Hat	07PH30GB99**YY						
H.T. Phenolic	200	S.S. Top Hat	07HT30GQ97**YY						
BrimStone™	350	S.S. Top Hat	07GN30G+97**YY	B,Q					
Semi-Steel	350	Plain	07SS30GS82**YY						
		Sleeve	07SS30GS90**YY						
Sintered Iron	350	Plain	07SI30GS82**YY						
V-Groove	350	Plain	07VG30GT82**YY						
Maxrok™	350	Plain	07MA30GB82**YY						
Conductive PU	225	Precision	07CU30GH44**YY						
3"	1-3/8"	Neo-Energizer™	300	Ball	07EN50VB42**YY				
				Precision	07EN50VBP2**YY				
Elastomer	350	Precision	07SX50VBP2**YY						
3"	1-1/2"	Phenolic	350	Sleeve	07PH30HB90**YY				
				Roller	07PH30HB03**YZ				
Brimstone™	350	S.S. Top Hats	07GN25G+97**YY	B,Q					

Wheel Dia.	Tread Width	Wheel Type	Load Capacity	Bearing Type	Swivel Caster Part #	O.A.H.	Swivel Radius	+ Color	
3-1/2"	1-1/4"	Yoke and axle/nut				07ZZ35GZ82ZZYAN	4-1/2"	3-3/16"	
		Super-Soft™	110	Annular	07SF35GI43**YY				
		Soft Rubber	300	Plain	07SR35GB82**YY				
		Rubber/Alu	300	Annular	07RA35GI43**YY				
		Nomadic™	300	Delrin	07NM35G+5A**YY	I, L			
				Annular	07NM35GI43**YY				
		Thermo-Pro™	230	Precision	07TP35GI44**YY	T, Y			
				Sleeve	07TP35G+47**YY				
		Element™	300	Annular	07EL35GI43**YY				
				Ball	07PP35G+42**YY	K, P, W			
		Poly-Pro™	300	Precision	07PP35G+44**YY	A, D, I, S			
					07PP35G+47**YY	T, Y			
				Delrin	07PP35G+55**YY	K, P, W			
				Sleeve	07PP35G+90**YY	T, Y			
		Polymadic™	325	Delrin	07PM35GM5A**YY				
				Annular	07PM35GM43**YY				
		Polyon AL™	350	Annular	07PA35G+43**YY	L, M			
		Disc Wheel	250	Ball	07UN35GLA3**YY				
		Hard Rubber	300	Plain	07HR35GB82**YY				
				Plain	07PO35GZ82**YY				
Polyolefin	350	Sleeve	07PO35GJ90**YY						
		Top Hat	07PH35GB99**YY						
Semi-Steel	350	Plain	07SS35GS82**YY						
BrimStone™	350	S.S. Top Hat	07GN35GQ97**YY						
4"	1-1/4"	Yoke and axle/nut				07ZZ40GZ82ZZYAN	5"	3-1/2"	
		Super-Soft™	120	Annular	07SF40GI43**YY				
		Soft Rubber	350	Plain	07SR40GB82**YY				
			350	Ball	07SR40GB42**YY				
		Blue Ergo™	350	Roller	07BL40GL4R**YY				
		Rubber/Alu	250	Annular	07RA40GI43**YY				
		Nomadic™	300	Delrin	07NM40G+5A**YY	I, L			
				Annular	07NM40G+43**YY	I, L			
		Conductive	250	Precision	07CN40GH44**YY				
				Precision	07TP40G+44**YY	A, I			
		Thermo-Pro™	250	Precision	07TP40G+47**YY	T, Y			
				Sleeve	07TP40G+90**YY	T, Y			
		Element™	320	Annular	07EL40GI43**YY				
				Ball	07PP40G+42**YY	K, P, W			
		Poly-Pro™	350	Precision	07PP40G+44**YY	A, D, I, S			
					07PP40G+47**YY	T, Y			
				Sleeve	07PP40G+55**YY	K, P, W			
		Polymadic™	350	Sleeve	07PP40G+90**YY	T, Y			
				Delrin	07PM40GM5A**YY				
		Elite™	350	Annular	07PM40GM43**YY				
				Ball	07ET40GL42**YY				
		Ergo-PU	350	Dual Precision	07EU40GOD0**YY				
		DuraLastomer™	350	Sleeve	07SU40GL90**YY				
		Polyon AL™	350	Annular	07PA40G+43**YY	L, M			
		Disc Wheel	270	Ball	07UN40GLA3**YY				
				Plain	07HR40GB82**YY				
		Hard Rubber	350	Ball	07HR40GB42**YY				
				Plain	07MA40GI82**YY				
		Maxrok™	350	Plain	07PO40G+82**YY	B, Z			
				Sleeve	07PO40G+90**YY	J, Z			
				Ball	07PO40GZ42**YY				
		Polyolefin	350	Plain	07PO40G+82**YY				
				Plain	07HP40G+82**YY	B, E			
		H.D. Polyolefin	350	Precision	07NY40GE47**YY				
				Sleeve	07NY40GE90**YY				
		Nylon	350	Top Hat	07PH40GB99**YY				
Phenolic	350	S.S. Top Hat	07HT40GQ97**YY						
H.T. Phenolic	250	S.S. Top Hat	07HT40GQ97**YY						
BrimStone™	350	S.S. Top Hat	07GN40G+97**YY	B, Q					
SteROLLizer™ AL	300	Sleeve	07BF40GC90**YY						
SteROLLizer™ SS	300	Sleeve	07SL40GC90**YY						
Semi-Steel	350	Plain	07SS40GS82**YY						
		Sleeve	07SS40GS90**YY						
Conductive PU	250	Precision	07CU40GH44**YY						

Wheel Dia.	Tread Width	Wheel Type	Load Capacity	Bearing Type	Swivel Caster Part #	O.A.H.	Swivel Radius	+ Color
4"	1-1/2"	Polyon™	350	Roller	07PU40H+03**YZ	5"	3-1/2"	G,V
		Polyon AL™	350	Roller	07PA40H+03**YZ			N,R
		Polyolefin	350	Roller	07PO40HB03**YZ			
		Phenolic	350	Sleeve	07PH40HB90**YY			
				Roller	07PH40HB03**YZ			
		H.T. Phenolic	350	Sleeve	07HT40HQ90**YY			
				Roller	07HT40HQ03**YZ			
		BrimStone™	350	Sleeve	07GN40H+90**YY			B,Q
		BrimStone™	350	Roller	07GN40H+03**YZ			
		SteROLLizer™ AL	350	SS Precision	07BF40HC61**YY			
		SteROLLizer™ SS	350	SS Precision	07SL40HC61**YY			
Epoxy	350	Dual Precision	07OV40H+P4**YZ	G,Q				
		Sleeve	07OV40H+90**YY					
5"	1-1/4"	Yoke and axle/nut			07ZZ50GZ82ZZYAN	6"	4"	
		Super-Soft™	125	Annular	07SF50GI43**YY			
		Soft Rubber	350	Plain	07SR50GB82**YY			
				Ball	07SR50GB42**YY			
		Blue- Ergo™	350	Roller	07BL50GL4R**YY			
		Rubber/Alu	325	Annular	07RA50GI43**YY			
		Nomadic™	325	Delrin	07NM50G+5A**YY			I, L
				Annular	07NM50G+43**YY			
		Conductive	275	Precision	07CN50GH44**YY			
		Thermo-Pro™	300	Precision	07TP50GI44**YY			T,Y
				Sleeve	07TP50G+47**YY			
		Element™	350	Annular	07EL50GI43**YY			
		Poly-Pro™	350	Ball	07PP50G+42**YY			C,K,P,W
				Precision	07PP50G+44**YY			A,D,I,S
					07PP50G+47**YY			T,Y
				Delrin	07PP50G+55**YY			C,K,P,W
		Sleeve	350	07PP50G+90**YY	T,Y			
				Delrin	07PM50GM5A**YY			
		Polymadic™	350	Annular	07PM50GM43**YY			
		Ergo-PU	350	Dual Precision	07EU50GOD0**YY			
		DuraLastomer™	350	Sleeve	07SU50GL90**YY			
		Polyon AL™	350	Annular	07PA50GL43**YY			
		Disc Wheel	300	Ball	07UN50GLA3**YY			
		Hard Rubber	350	Plain	07HR50GB82**YY			
				Ball	07HR50GB42**YY			
		Maxrok™	350	Plain	07RK50GI82**YY			
		Polyolefin	350	Plain	07PO50G+82**YY			B,Z
				Sleeve	07PO50G+90**YY			J,Z
				Ball	07PO50GZ42**YY			
		H.D. Polyolefin	350	Plain	07HP50G+82**YY			B,E
		Nylon	350	Precision	07NY50GE47**YY			
				Sleeve	07NY50GE90**YY			
		Phenolic	350	Top Hat	07PH50GB99**YY			
H.T. Phenolic	300	S.S. Top Hat	07HT50GQ97**YY					
BrimStone™	350	S.S. Top Hat	07GN50G+97**YY	B,Q				
Semi-Steel	350	Plain	07SS50GS82**YY					
		Sleeve	07SS50GS90**YY					
Conductive PU	250	Precision	07CU50GH44**YY					
5"	1-3/8"	Neo-Energizer™	350	Ball	07EN50VB42**YY	6"	4"	
			350	Precision	07EN50VBP2**YY			
5"	1-1/2"	Polyon™	350	Roller	07PU50H+03**YZ	6"	4"	G,V
		Polyon AL™	350	Roller	07PA50H+03**YZ			N,R
		Polyolefin	350	Roller	07PO50HB03**YZ			
		Phenolic	350	Sleeve	07PH50HB90**YY			
				Roller	07PH50HB03**YZ			
		H.T. Phenolic	350	Sleeve	07HT50HQ90**YY			
				Roller	07HT50HQ03**YZ			
		BrimStone™	350	Sleeve	07GN50H+90**YY			B,Q
Roller	07GN50H+03**YZ							

# 75/76/78/T3 Light Medium Duty - Complete Series - 350LB

- Featuring 1-1/4" wide light medium duty complete series of swivel, rigid and total lock caster
- Bright Zinc Plated as standard, Black Electrocoat and Nickel are available as options
- Double ball raceway swivel
- 3/8" Axle and nut
- NSF Listed

75PP50GP47U1-0T0000



75PP50GD4406YY



75EU50GOD006YY



76PP50UI4406YY



T3PM50GM4306YY



75PP50GA4467-0T0000



78SU50GL9006-0V0000



76RA50GI4306YY



Plate Code	Overall Size	Bolt Hole Pattern	Mounting Bolt Size
06	2-3/8" x 3-5/8"	1-3/4" x 2-7/8" slotted to 3"	5/16"
11	3-1/8" x 4-1/8"	1-3/4" x 2-15/16" to 2-3/8" x 3-3/8"	3/8"
A1	3-1/8" x 4-1/8"	1-3/4" x 2-15/16" to 2-3/8" x 3-3/8"	3/8"
	Swivel Caster Plate features additional mounting holes for use on aluminum structural framing, modular carts & workstations. Two 5/16" holes centered at 3.50"(between other holes, long way).		
16	3-1/2" x 3-1/2"	2-5/8" x 2-5/8" to 2-3/4" x 2-3/4"	5/16"
17	4" x 4-1/2"	2-5/8" x 3-5/8" to 3" x 3"	3/8"
U1	3-1/2" x 3-1/2"	1-3/4" x 2-7/8" slotted to 3", co-exist with 2-3/4" x 2-3/4" to 3" x 3"	5/16"
99	5-1/2" x 5-1/2"	4-3/4" x 4-3/4" to 3-1/2" x 3-1/2"	5/16"

Caster Overall Height & Swivel Radius					
Size	Code	Overall Height*		Swivel Radius	
		#75		#75	T3
3"	30	4-1/8"		3"	4-5/8"
3.5"	35	4-5/8"		3-1/4"	4-23/32"
4"	40	5-1/8"		3-13/32"	
5"	50	6-1/4"		4"	
6"	60	7-3/16"		4-15/32"	
6"	61	7-1/4"		4-1/8"	

\*Reduce overall height 1/8" for stem casters

Stem Code	Size	Stem Type	Round Expandable Adapter Stem		
			Stem Code	Expandable Range	Fits Tubing I.D.
E1	Additional Adjustable Height 1.750" - 2.375"	With mounting plate 2-3/8" x 3-5/8", with bolt hole pattern 1-3/4" x 2-7/8" to 3"			
E2	Additional Adjustable Height 1.875" - 2.500"		71	0.720" - 0.851"	3/4"
E3	Additional Adjustable Height 3.500" - 4.125"		72	0.852" - 0.927"	7/8"
E4	Additional Adjustable Height 3.500" - 5.000"		7B	0.900" - 0.980"	15/16"
F1	Additional Adjustable Height 1.750" - 2.375"	With mounting plate 3-1/2" x 3-1/2", with bolt hole pattern 2-3/4" - 2-5/8" to 2-5/8" - 2-3/4"	73	0.928" - 1.029"	1"
F2	Additional Adjustable Height 1.875" - 2.500"		7A	1.020" - 1.100"	1-1/16"
F3	Additional Adjustable Height 3.500" - 4.125"		74	1.110" - 1.180"	1-1/8"
F4	Additional Adjustable Height 3.500" - 5.000"		78	1.178" - 1.303"	1-3/16"
B1	Additional Adjustable Height 1.875" - 3.000"	Adjustable Stem to fit 1-1/2" ID Round Tubing	75	1.360" - 1.425"	1-3/8"
86	1" O.D. Pipe Thread	Pipe Adapter	76	1.426" - 1.589"	1-1/2"
62	3/8" -16 x 1-1/2"	Threaded	77	1.790" - 1.850"	1-7/8"
3B	7/16" - 14 X 5/8"	Threaded	Square Expandable Adapter Stem		
33	7/16" - 14 X 1-1/2"	Threaded	R1	0.720" - 0.851"	3/4"
66	1/2" -13 x 3/4"	Threaded	R2	0.852" - 0.927"	7/8"
67	1/2" - 13 x 1"	Threaded	R3	0.928" - 1.029"	1"
68	1/2" - 13 x 1-1/2"	Threaded	R4	1.030" - 1.140"	1-1/8"
70	1/2" - 13 x 2-3/4"	Threaded	R5	1.360" - 1.425"	1-3/8"
C1	1/2" - 13 x 4"	Threaded	R6	1.426" - 1.589"	1-1/2"
80	5/8" - 11 x 1-1/4"	Threaded	R7	1.790" - 1.850"	1-7/8"
81	5/8" - 11 x 1-3/4"	Threaded	U2	0.852" - 0.927"	7/8"
C2	5/8" - 11 x 4"	Threaded	U5	1.360" - 1.425"	1-3/8"
88	3/4" - 10 x 1"	Threaded	Modular Stem		
87	3/4" - 10 x 1-3/4"	Threaded	ZZ	1/2" diameter	
84	3/4" - 10 x 4"	Threaded	85	1" x 2-3/16" dual rings	Round Grip Ring
S7	3/4" - 10 x 4-1/4"	Threaded	82	1-1/8" x 2-3/16" dual rings	
C3	3/4" - 10 x 6"	Threaded	22	1-1/4" x 2-3/16" dual rings	
91	7/16" - 1-3/8"	Round Grip Ring	23	1-3/8" x 2-3/16" dual rings	
92	5/8" x 2-3/16"	Round Grip Ring	O1	1-1/4" X 4". 7/16" dia. crx drill, 2.5" from bottom	Round
93	13/16" x 2-3/16"	Round Grip Ring	43	9/16" x 2-15/16", 2 x 5/16" dia. crx drill	Square
95	0.846" x 2-3/16"	Round Grip Ring	Q1	1-1/2" x 4" dual rings	
48	0.865" x 2-1/2"	Round Grip Ring	79	7/16" - 14 x 2-1/4"	Threaded
41	7/8" x 2-1/4"	Octagon Grip Ring	C8	1/2" - 13 x 3-1/8"	
51	3/4" x 2" w/ 3 x 1/4" CRX DRL	Square Stem	S5	3/4" - 10 x 10"	
W4	0.825" x 2.5" w/ 1/4" dia. 2-1/8" from bottom	Square Stem	M1	M10 - 1.5 x 1.5"	Metric Threaded
42	7/8" x2" w/ 3 x 5/16" CRX DRL	Square Stem	M3	M12 - 1.75 x 1-3/4"	
55	7/8" x 2" w/ 3 x 5/16" CRX DRL	Square Stem	M6	M16 - 2 x 1.5"	
56	7/8" x2" w/ 3 x 5/16" CRX DRL	Square Stem	M7	M20 - 2.5 x 1-3/4"	
			Q6	1" x 2.5" 5/16" x 4 CRX DRL	Square

Wheel Dia	Tread Width	Wheel Type	Load Capacity	Bearing Type	Swivel Caster Part #	Total Lock Caster Part #	Rigid Caster Part #		+Color
							2pc welded Part #	1pc enhanced forming Part #	
3"	1-1/4"	yoke and axle/nut			75ZZ30GZ82**YAN	T3ZZ30GZ82**YAN	76ZZ30GZ82**YAN	78ZZ30GZ82**YAN	
		Super-Soft™	105	Annular	75SF30GI43**YY	T3SF30GI43**YY	76SF30GI43**YY	78SF30GI43**YY	
		Soft Rubber	300	Plain	75SR30GB82**YY	T3SR30GB82**YY	76SR30GB82**YY	78SR30GB82**YY	
				Ball	75SR30GB42**YY	T3SR30GB42**YY	76SR30GB42**YY	78SR30GB42**YY	
		Nomadic™	300	Delrin	75NM30G+5A**YY	T3NM30G+5A**YY	76NM30G+5A**YY	78NM30G+5A**YY	I, L
				Annular	75NM30G+43**YY	T3NM30G+43**YY	76NM30G+43**YY	78NM30G+43**YY	I, L
		Conductive TPR	200	Precision	75CN30GH44**YY	T3CN30GH44**YY	76CN30GH44**YY	78CN30GH44**YY	
		Conductive SR	250	Ball	75CT30GB42**YY	T3CT30GB42**YY	76CT30GB42**YY	78CT30GB42**YY	
		Thermo-Pro™	210	Precision	75TP30GI44**YY	T3TP30GI44**YY	76TP30GI44**YY	78TP30GI44**YY	
				Sleeve	75TP30G+47**YY	T3TP30G+47**YY	76TP30G+47**YY	78TP30G+47**YY	T,Y
		Element™	300	Annular	75EL30GI43**YY	T3EL30GI43**YY	76EL30GI43**YY	78EL30GI43**YY	
				Ball	75PP30G+42**YY	T3PP30G+42**YY	76PP30G+42**YY	78PP30G+42**YY	K,W
		Poly-Pro™	300	Precision	75PP30G+44**YY	T3PP30G+44**YY	76PP30G+44**YY	78PP30G+44**YY	A,D, I, K,S
				Delrin	75PP30G+47**YY	T3PP30G+47**YY	76PP30G+47**YY	78PP30G+47**YY	T,Y
				Sleeve	75PP30G+55**YY	T3PP30G+55**YY	76PP30G+55**YY	78PP30G+55**YY	K,W,P
				Sleeve	75PP30G+90**YY	T3PP30G+90**YY	76PP30G+90**YY	78PP30G+90**YY	T,Y
		Polymadic™	300	Delrin	75PM30GM5A**YY	T3PM30GM5A**YY	76PM30GM5A**YY	78PM30GM5A**YY	
				Annular	75PM30GM43**YY	T3PM30GM43**YY	76PM30GM43**YY	78PM30GM43**YY	
		Elite™	350	Ball	75ET30GL42**YY	T3ET30GL42**YY	76ET30GL42**YY	78ET30GL42**YY	
		Ergo-PU	350	Dual Precision	75EU30GOD0**YY	T3EU30GOD0**YY	76EU30GOD0**YY	78EU30GOD0**YY	
		DuraLastomer™	300	Sleeve	75SU30GL90**YY	T3SU30GL90**YY	76SU30GL90**YY	78SU30GL90**YY	
		Polygon AL™	350	Annular	75PA30GL43**YY	T3PA30GL43**YY	76PA30GL43**YY	78PA30GL43**YY	
		Hard Rubber	300	Ball	75HR30GB42**YY	T3HR30GB42**YY	76HR30GB42**YY	78HR30GB42**YY	
				Plain	75HR30GB82**YY	T3HR30GB82**YY	76HR30GB82**YY	78HR30GB82**YY	
		GrayRok™	300	Plain	75RK30GI82**YY	T3RK30GI82**YY	76RK30GI82**YY	78RK30GI82**YY	
				Ball	75PO30G+82**YY	T3PO30G+82**YY	76PO30G+82**YY	78PO30G+82**YY	B,Z
		Polyolefin	300	Sleeve	75PO30G+90**YY	T3PO30G+90**YY	76PO30G+90**YY	78PO30G+90**YY	J,Z
				Ball	75PO30GZ42**YY	T3PO30GZ42**YY	76PO30GZ42**YY	78PO30GZ42**YY	
				Plain	75HP30G+82**YY	T3HP30G+82**YY	76HP30G+82**YY	78HP30G+82**YY	B,E
		Nylon	300	Sleeve	75NY30GE90**YY	T3NY30GE90**YY	76NY30GE90**YY	78NY30GE90**YY	
Precision	75NY30GE47**YY			T3NY30GE47**YY	76NY30GE47**YY	78NY30GE47**YY			
Phenolic	300	Top Hat	75PH30GB99**YY	T3PH30GB99**YY	76PH30GB99**YY	78PH30GB99**YY			
H.T. Phenolic	200	S.S. Top Hat	75HT30GQ97**YY	T3HT30GQ97**YY	76HT30GQ97**YY	78HT30GQ97**YY			
BrimStone™	350	S.S. Top Hat	75GN30GQ97**YY	T3GN30GQ97**YY	76GN30GQ97**YY	78GN30GQ97**YY	Q,B		
Semi-Steel	350	Plain	75SS30GS82**YY	T3SS30GS82**YY	76SS30GS82**YY	78SS30GS82**YY			
		Sleeve	75SS30GS90**YY	T3SS30GS90**YY	76SS30GS90**YY	78SS30GS90**YY			
Sintered Iron	350	Plain	75SI30GS82**YY	T3SI30GS82**YY	76SI30GS82**YY	78SI30GS82**YY			
V-Groove	350	Plain	75VG30GT82**YY	T3VG30GT82**YY	76VG30GT82**YY	78VG30GT82**YY			
Maxrok™	350	Plain	75MA30GB82**YY	T3MA30GB82**YY	76MA30GB82**YY	78MA30GB82**YY			
Conductive PU	225	Precision	75CU30GH44**YY	T3CU30GH44**YY	76CU30GH44**YY	78CU30GH44**YY			
3-1/2"	1-1/4"	yoke and axle/nut			75ZZ35GZ82**YAN	T3ZZ35GZ82**YAN	76ZZ35GZ82**YAN	78ZZ35GZ82**YAN	
		Super-Soft™	110	Annular	75SF35GI43**YY	T3SF35GI43**YY	76SF35GI43**YY	78SF35GI43**YY	
		Soft Rubber	350	Plain	75SR35GB82**YY	T3SR35GB82**YY	76SR35GB82**YY	78SR35GB82**YY	
		Rubber/Alu	250	Annular	75RA35GI43**YY	T3RA35GI43**YY	76RA35GI43**YY	78RA35GI43**YY	
		Nomadic™	300	Delrin	75NM35G+5A**YY	T3NM35G+5A**YY	76NM35G+5A**YY	78NM35G+5A**YY	I, L
				Annular	75NM35GI43**YY	T3NM35GI43**YY	76NM35GI43**YY	78NM35GI43**YY	
		Thermo-Pro™	230	Precision	75TP35GI44**YY	T3TP35GI44**YY	76TP35GI44**YY	78TP35GI44**YY	
				Sleeve	75TP35G+47**YY	T3TP35G+47**YY	76TP35G+47**YY	78TP35G+47**YY	T,Y
		Element™	300	Annular	75EL35GI43**YY	T3EL35GI43**YY	76EL35GI43**YY	78EL35GI43**YY	
				Ball	75PP35G+42**YY	T3PP35G+42**YY	76PP35G+42**YY	78PP35G+42**YY	K,P,W
		Poly-Pro™	300	Precision	75PP35G+44**YY	T3PP35G+44**YY	76PP35G+44**YY	78PP35G+44**YY	A,D,I,K,S
				Delrin	75PP35G+47**YY	T3PP35G+47**YY	76PP35G+47**YY	78PP35G+47**YY	T,Y
				Sleeve	75PP35G+55**YY	T3PP35G+55**YY	76PP35G+55**YY	78PP35G+55**YY	K,P,W
				Sleeve	75PP35G+90**YY	T3PP35G+90**YY	76PP35G+90**YY	78PP35G+90**YY	T,Y
		Polymadic™	325	Delrin	75PM35GM5A**YY	T3PM35GM5A**YY	76PM35GM5A**YY	78PM35GM5A**YY	
				Annular	75PM35GM43**YY	T3PM35GM43**YY	76PM35GM43**YY	78PM35GM43**YY	
		Polygon AL™	350	Annular	75PA35G+43**YY	T3PA35G+43**YY	76PA35G+43**YY	78PA35G+43**YY	L, M
		Disc Wheel	250	Ball	75UN35GLA3**YY	T3UN35GLA3**YY	76UN35GLA3**YY	78UN35GLA3**YY	
		Hard Rubber	300	Plain	75HR35GB82**YY	T3HR35GB82**YY	76HR35GB82**YY	78HR35GB82**YY	
				Sleeve	75PO35GZ82**YY	T3PO35GZ82**YY	76PO35GZ82**YY	78PO35GZ82**YY	
Polyolefin	300	Plain	75PO35GJ90**YY	T3PO35GJ90**YY	76PO35GJ90**YY	78PO35GJ90**YY			
		Top Hat	75PH35GB99**YY	T3PH35GB99**YY	76PH35GB99**YY	78PH35GB99**YY			
Phenolic	350	Plain	75PH35GB99**YY	T3PH35GB99**YY	76PH35GB99**YY	78PH35GB99**YY			
Semi-Steel	350	Plain	75SS35GS82**YY	T3SS35GS82**YY	76SS35GS82**YY	78SS35GS82**YY			
BrimStone™	350	S.S. Top Hat	75GN35GQ97**YY	T3GN35GQ97**YY	76GN35GQ97**YY	78GN35GQ97**YY			

Change G to U for heavy gauge frame.

Wheel Dia	Tread Width	Wheel Type	Load Cap	Bearing Type	Swivel Caster Part #	Total Lock Caster Part #	Rigid Caster Part #		+Color
							2pc welded Part #	1pc enhanced forming Part #	
4"	1-1/4"	yoke and axle/nut			75ZZ40GZ82**YAN	T3ZZ40GZ82**YAN	76ZZ40GZ82**YAN	78ZZ40GZ82**YAN	
		Super-Soft™	120	Annular	75SF40GI43**YY	T3SF40GI43**YY	76SF40GI43**YY	78SF40GI43**YY	
		Soft Rubber	350	Plain	75SR40GB82**YY	T3SR40GB82**YY	76SR40GB82**YY	78SR40GB82**YY	
			350	Ball	75SR40GB42**YY	T3SR40GB42**YY	76SR40GB42**YY	78SR40GB42**YY	
		Rubber/Alu	250	Annular	75RA40GI43**YY	T3RA40GI43**YY	76RA40GI43**YY	78RA40GI43**YY	
		Nomadic™	300	Delrin	75NM40GI5A**YY	T3NM40GI5A**YY	76NM40GI5A**YY	78NM40GI5A**YY	
				Annular	75NM40GI43**YY	T3NM40GI43**YY	76NM40GI43**YY	78NM40GI43**YY	
		Conductive	250	Precision	75CN40GH44**YY	T3CN40GH44**YY	76CN40GH44**YY	78CN40GH44**YY	
		Thermo-Pro™	250	Precision	75TP40G+44**YY	T3TP40G+44**YY	76TP40G+44**YY	78TP40G+44**YY	A, I
					75TP40G+47**YY	T3TP40G+47**YY	76TP40G+47**YY	78TP40G+47**YY	T, Y
				Sleeve	75TP40G+90**YY	T3TP40G+90**YY	76TP40G+90**YY	78TP40G+90**YY	T, Y
		Element™	300	Annular	75EL40GI43**YY	T3EL40GI43**YY	76EL40GI43**YY	78EL40GI43**YY	
		Poly-Pro™	350	Ball	75PP40G+42**YY	T3PP40G+42**YY	76PP40G+42**YY	78PP40G+42**YY	K, P, W
				Precision	75PP40G+44**YY	T3PP40G+44**YY	76PP40G+44**YY	78PP40G+44**YY	A, D, I, K, S
					75PP40G+47**YY	T3PP40G+47**YY	76PP40G+47**YY	78PP40G+47**YY	T, Y
				Sleeve	75PP40G+90**YY	T3PP40G+90**YY	76PP40G+90**YY	78PP40G+90**YY	T, Y
		Polymadic™	350	Delrin	75PM40GM5A**YY	T3PM40GM5A**YY	76PM40GM5A**YY	78PM40GM5A**YY	
				Annular	75PM40GM43**YY	T3PM40GM43**YY	76PM40GM43**YY	78PM40GM43**YY	
		Elite™	350	Ball	75ET40GL42**YY	T3ET40GL42**YY	76ET40GL42**YY	78ET40GL42**YY	
		Ergo-PU	350	Dual Precision	75EU40GOD0**YY	T3EU40GOD0**YY	76EU40GOD0**YY	78EU40GOD0**YY	
		DuraLastomer™	350	Sleeve	75SU40GL90**YY	T3SU40GL90**YY	76SU40GL90**YY	78SU40GL90**YY	
		Polygon AL™	350	Annular	75PA40GL43**YY	T3PA40GL43**YY	76PA40GL43**YY	78PA40GL43**YY	L, M
		Disc Wheel	270	Ball	75UN40GLA3**YY	T3UN40GLA3**YY	76UN40GLA3**YY	78UN40GLA3**YY	
		Hard Rubber	350	Plain	75HR40GB82**YY	T3HR40GB82**YY	76HR40GB82**YY	78HR40GB82**YY	
				Ball	75HR40GB42**YY	T3HR40GB42**YY	76HR40GB42**YY	78HR40GB42**YY	
		Polyolefin	350	Plain	75PO40G+82**YY	T3PO40G+82**YY	76PO40G+82**YY	78PO40G+82**YY	B, Z
				Sleeve	75PO40G+90**YY	T3PO40G+90**YY	76PO40G+90**YY	78PO40G+90**YY	J, Z
				Ball	75PO40GZ42**YY	T3PO40GZ42**YY	76PO40GZ42**YY	78PO40GZ42**YY	
		H.D. Polyolefin	350	Plain	75HP40G+82**YY	T3HP40G+82**YY	76HP40G+82**YY	78HP40G+82**YY	B, E
		Nylon	350	Precision	75NY40GE47**YY	T3NY40GE47**YY	76NY40GE47**YY	78NY40GE47**YY	
				Sleeve	75NY40GE90**YY	T3NY40GE90**YY	76NY40GE90**YY	78NY40GE90**YY	
		Phenolic	350	Top Hat	75PH40GB99**YY	T3PH40GB99**YY	76PH40GB99**YY	78PH40GB99**YY	
		H.T. Phenolic	250	S.S. Top Hat	75HT40GQ97**YY	T3HT40GQ97**YY	76HT40GQ97**YY	78HT40GQ97**YY	
		BrimStone™	350	S.S. Top Hat	75GN40GQ97**YY	T3GN40GQ97**YY	76GN40GQ97**YY	78GN40GQ97**YY	Q, B
		SteROLLizer™ AL	300	Sleeve	75BF40GC90**YZ	T3BF40GC90**YZ	76BF40GC90**YZ	78BF40GC90**YZ	
		SteROLLizer™ SS	300	Sleeve	75SL40GC90**YY	T3SL40GC90**YY	76SL40GC90**YY	78SL40GC90**YY	
		Semi-Steel	350	Plain	75SS40GS82**YY	T3SS40GS82**YY	76SS40GS82**YY	78SS40GS82**YY	
				Sleeve	75SS40GS90**YY	T3SS40GS90**YY	76SS40GS90**YY	78SS40GS90**YY	
		Conductive PU	250	Precision	75CU40GH44**YY	T3CU40GH44**YY	76CU40GH44**YY	78CU40GH44**YY	

Change G to U for heavy gauge frame.



Wheel Dia	Tread Width	Wheel Type	Load Capacity	Bearing Type	Swivel Caster Part #	Total Lock Caster Part #	Rigid Caster Part #		+Color
							2pc welded Part #	1pc enhanced forming Part #	
5"	1-1/4"	yoke and axle/nut			75ZZ50GZ82**YAN	T3ZZ50GZ82**YAN	76ZZ50GZ82**YAN	78ZZ50GZ82**YAN	
		Super-Soft™	125	Annular	75SF50GI43**YY	T3SF50GI43**YY	76SF50GI43**YY	78SF50GI43**YY	
		Soft Rubber	350	Plain	75SR50GB82**YY	T3SR50GB82**YY	76SR50GB82**YY	78SR50GB82**YY	
				Ball	75SR50GB42**YY	T3SR50GB42**YY	76SR50GB42**YY	78SR50GB42**YY	
		Rubber/Alu	325	Annular	75RA50GI43**YY	T3RA50GI43**YY	76RA50GI43**YY	78RA50GI43**YY	
		Nomadic™	325	Delrin	75NM50G+5A**YY	T3NM50G+5A**YY	76NM50G+5A**YY	78NM50G+5A**YY	I, L
				Annular	75NM50G+43**YY	T3NM50G+43**YY	76NM50G+43**YY	78NM50G+43**YY	
		Conductive	275	Precision	75CN50GH44**YY	T3CN50GH44**YY	76CN50GH44**YY	78CN50GH44**YY	
		Thermo-Pro™	300	Precision	75TP50GI44**YY	T3TP50GI44**YY	76TP50GI44**YY	78TP50GI44**YY	T, Y
					75TP50G+47**YY	T3TP50G+47**YY	76TP50G+47**YY	78TP50G+47**YY	
				Sleeve	75TP50G+90**YY	T3TP50G+90**YY	76TP50G+90**YY	78TP50G+90**YY	
		Element™	350	Annular	75EL50GI43**YY	T3EL50GI43**YY	76EL50GI43**YY	78EL50GI43**YY	
		Poly-Pro™	350	Ball	75PP50G+42**YY	T3PP50G+42**YY	76PP50G+42**YY	78PP50G+42**YY	C, K, P, W
				Precision	75PP50G+44**YY	T3PP50G+44**YY	76PP50G+44**YY	78PP50G+44**YY	I, A, D, S
					75PP50G+47**YY	T3PP50G+47**YY	76PP50G+47**YY	78PP50G+47**YY	T, Y
				Delrin	75PP50G+55**YY	T3PP50G+55**YY	76PP50G+55**YY	78PP50G+55**YY	C, K, P, W
		Polymadic™	350	Delrin	75PM50GM5A**YY	T3PM50GM5A**YY	76PM50GM5A**YY	78PM50GM5A**YY	
				Annular	75PM50GM43**YY	T3PM50GM43**YY	76PM50GM43**YY	78PM50GM43**YY	
		Ergo-PU	350	Dual Precision	75EU50GOD0**YY	T3EU50GOD0**YY	76EU50GOD0**YY	78EU50GOD0**YY	
		DuraLastomer™	350	Sleeve	75SU50GL90**YY	T3SU50GL90**YY	76SU50GL90**YY	78SU50GL90**YY	
		Polyon AL™	350	Annular	75PA50GL43**YY	T3PA50GL43**YY	76PA50GL43**YY	78PA50GL43**YY	
		Disc Wheel	300	Ball	75UN50GLA3**YY	T3UN50GLA3**YY	76UN50GLA3**YY	78UN50GLA3**YY	
		Hard Rubber	350	Plain	75HR50GB82**YY	T3HR50GB82**YY	76HR50GB82**YY	78HR50GB82**YY	
				Ball	75HR50GB42**YY	T3HR50GB42**YY	76HR50GB42**YY	78HR50GB42**YY	
		Polyolefin	350	Plain	75PO50G+82**YY	T3PO50G+82**YY	76PO50G+82**YY	78PO50G+82**YY	B, Z
				Sleeve	75PO50G+90**YY	T3PO50G+90**YY	76PO50G+90**YY	78PO50G+90**YY	J, Z
				Ball	75PO50GZ42**YY	T3PO50GZ42**YY	76PO50GZ42**YY	78PO50GZ42**YY	
		H.D. Polyolefin	350	Plain	75HP50G+82**YY	T3HP50G+82**YY	76HP50G+82**YY	78HP50G+82**YY	B, E
		Nylon	350	Precision	75NY50GE47**YY	T3NY50GE47**YY	76NY50GE47**YY	78NY50GE47**YY	
				Sleeve	75NY50GE90**YY	T3NY50GE90**YY	76NY50GE90**YY	78NY50GE90**YY	
		Phenolic	350	Top Hat	75PH50GB99**YY	T3PH50GB99**YY	76PH50GB99**YY	78PH50GB99**YY	
		H.T. Phenolic	300	S.S. Top Hat	75HT50GQ97**YY	T3HT50GQ97**YY	76HT50GQ97**YY	78HT50GQ97**YY	
BrimStone™	350	S.S. Top Hat	75GN50GQ97**YY	T3GN50GQ97**YY	76GN50GQ97**YY	78GN50GQ97**YY	Q, B		
Semi-Steel	350	Plain	75SS50GS82**YY	T3SS50GS82**YY	76SS50GS82**YY	78SS50GS82**YY			
		Sleeve	75SS50GS90**YY	T3SS50GS90**YY	76SS50GS90**YY	78SS50GS90**YY			
Conductive PU	250	Precision	75CU50GH44**YY	T3CU50GH44**YY	76CU50GH44**YY	78CU50GH44**YY			

Change G to U for heavy gauge frame.

Wheel Dia	Tread Width	Wheel Type	Load Cap	Bearing Type	Swivel Caster Part #	Total Lock Caster Part #	Rigid Caster Part #		+Color	
							2pc welded Part #	1pc enhanced forming Part #		
6"	1-1/4"	yoke and axle/nut				75ZZ60GZ82**YAN	T3ZZ60GZ82**YAN	76ZZ60GZ82**YAN	78ZZ60GZ82**YAN	
		Poly-Pro™	350	Precision		75PP60G+44**YY	T3PP60G+44**YY	76PP60G+44**YY	78PP60G+44**YY	A,I
						75PP60G+47**YY	T3PP60G+47**YY	76PP60G+47**YY	78PP60G+47**YY	T,Y
						75PP60GI55**YY	T3PP60GI55**YY	76PP60GI55**YY	78PP60GI55**YY	
		Thermo-Pro™	300	Precision		75TP60GI44**YY	T3TP60GI44**YY	76TP60GI44**YY	78TP60GI44**YY	
						75TP60GT90**YY	T3TP60GT90**YY	76TP60GT90**YY	78TP60GT90**YY	
						75TP60GT90**YY	T3TP60GT90**YY	76TP60GT90**YY	78TP60GT90**YY	
		6-1/4"	1-1/4"	Cushion-Ride™	200	Ball	75CR61G+42**YY	T3CR61G+42**YY	76CR61H+42**YY	78CR61G+42**YY
3"	1-1/2"	Phenolic	350	Sleeve	75PH30HB90**YY	T3PH30HB90**YY	76PH30HB90**YY	78PH30HB90**YY		
		H.T. Phenolic	350	Roller	75PH30HB03**YZ	T3PH30HB03**YZ	76PH30HB03**YZ	78PH30HB03**YZ		
4"	1-1/2"	Polyon™	350	Roller	75PU40H+03**YZ	T3PU40H+03**YZ	76PU40H+03**YZ	78PU40H+03**YZ	G,V	
		Polyon AL™	350	Roller	75PO40H+03**YZ	T3PO40H+03**YZ	76PO40H+03**YZ	78PO40HB03**YZ		
		Polyolefin	350	Roller	75PO40HB03**YZ	T3PO40HB03**YZ	76PO40HB03**YZ	78PO40HB03**YZ		
		Phenolic	350	Sleeve	75PH40HB90**YY	T3PH40HB90**YY	76PH40HB90**YY	78PH40HB90**YY		
				Roller	75PH40HB03**YZ	T3PH40HB03**YZ	76PH40HB03**YZ	78PH40HB03**YZ		
		H.T. Phenolic	350	Sleeve	75HT40HQ90**YY	T3HT40HQ90**YY	76HT40HQ90**YY	78HT40HQ90**YY		
				Roller	75HT40HQ03**YZ	T3HT40HQ03**YZ	76HT40HQ03**YZ	78HT40HQ03**YZ		
		BrimStone™	350	Sleeve	75GN40HQ90**YY	T3GN40HQ90**YY	76GN40HQ90**YY	78GN40HQ90**YY	Q,B	
		SteROLLizer™ AL	350	SS Precision	75BH40HC61**YY	T3BH40HC61**YY	76BH40HC61**YY	78BH40HC61**YY		
		SteROLLizer™ SS	350	SS Precision	75SL40HC61**YY	T3SL40HC61**YY	76SL40HC61**YY	78SL40HC61**YY		
Epoxy	350	Dual Precision	75OV40HGP4**YZ	T3OV40HGP4**YZ	76OV40HGP4**YZ	78OV40HGP4**YZ				
		Sleeve	75OV40H+90**YZ	T3OV40H+90**YZ	76OV40H+90**YZ	78OV40H+90**YZ	G,Q			
5"	1-1/2"	Polyon™	350	Roller	75PU50H+03**YZ	T3PU50H+03**YZ	76PU50H+03**YZ	78PU50H+03**YZ	G,V	
		Polyon AL™	350	Roller	75PA50H+03**YZ	T3PA50H+03**YZ	76PA50H+03**YZ	78PA50H+03**YZ	N,R	
		Polyolefin	350	Roller	75PO50HB03**YZ	T3PO50HB03**YZ	76PO50HB03**YZ	78PO50HB03**YZ		
		Phenolic	350	Sleeve	75PH50HB90**YY	T3PH50HB90**YY	76PH50HB90**YY	78PH50HB90**YY		
				Roller	75PH50HB03**YZ	T3PH50HB03**YZ	76PH50HB03**YZ	78PH50HB03**YZ		
		H.T. Phenolic	350	Sleeve	75HT50HQ90**YY	T3HT50HQ90**YY	76HT50HQ90**YY	78HT50HQ90**YY		
				Roller	75HT50HQ03**YZ	T3HT50HQ03**YZ	76HT50HQ03**YZ	78HT50HQ03**YZ		
		BrimStone™	350	Sleeve	75GN50HQ90**YY	T3GN50HQ90**YY	76GN50HQ90**YY	78GN50HQ90**YY		
Roller	75GN50HQ03**YZ			T3GN50HQ03**YZ	76GN50HQ03**YZ	78GN50HQ03**YZ	Q,B			

Change G to U for heavy gauge frame.

**75GN40GQ9917-000E00**  
With Seal and Straight Grease Fitting



**75UT50GI8206-0000Q0**  
With High-Temp Seal and 90° Angle Grease Fitting



## 17/18/19/T1 Light Medium Duty - Complete Series - 350LB

- Featuring 1-1/4" wide light medium duty complete series of Total Lock, Directional Lock and matching Swivel and Rigid
- Bright Zinc Plated as standard, Black Electrocoat and Nickel are available as options
- # 19 Matching Swivel, with Top Lock Brake Option
- Double ball raceway swivel
- #T1 Directional Lock
- #18 Matching Rigid
- 3/8" Axle and nut
- #17 Total Lock
- NSF Listed

17BL50GL4R06YY



T1EL50GI4306YY



19PO50GJ9006YY



18NM50GI4306YY



19EN50VB4206YY



Plate Code	Overall Size	Bolt Hole Pattern	Mounting Bolt Size	
06	2-3/4" x 3-3/4"	1-3/4" x 2-7/8" slotted to 3" <i>With two additional 5/16" holes centered at 3.22" between other two holes, long way</i>	5/16"	
X6	2-3/8" x 3-5/8"	1-13/16" x 2-13/16" and 2-3/8" x 3-1/8"	5/16"	
MS	77m x 96mm	45mm x 75mm to 60mm x 80mm	M8	
10	85mm x 95mm	60mm x 80mm	5/16"	
11	3-1/8" x 4-1/8"	1-3/4" x 2-15/16" to 2-3/8" x 3-3/8"	3/8"	
17	4" x 4-1/2"	2-5/8" x 3-5/8" to 3" x 3"	3/8"	
1M	104mm x 80 mm	72mm x 52mm to 80mm x 60mm	3/8"	
Size	Code	Overall Height*	Swivel Radius	
			17/T1	19
3"	30	4-5/32"	4-3/8"	2-3/4"
3.5"	35	4-3/4"	4-3/8"	3"
4"	40	5-1/8"	4-3/8"	3-1/4"
5"	50	6-1/4"	4-3/8"	3-7/8"

\* Reduce overall height 1/8" for stem casters.

Stem Code	Size	Stem Type	Modular Stem			
86	1" O.D. Pipe Thread	Pipe Adapter	ZZ	1/2" diameter	Hollow Kingpin	
61	3/8 - 16 x 1	Threaded	92	5/8" x 2-3/16"	Round Grip Ring	
62	3/8" -16 x 1-1/2"	Threaded	93	13/16" x 2-3/16"		
67	1/2" - 13 x 1"	Threaded	85	1" x 2-3/16" dual rings		
68	1/2" - 13 x 1-1/2"	Threaded	82	1-1/8" x 2-3/16" dual rings		
70	1/2" - 13 x 2-3/4"	Threaded	22	1-1/4" x 2-3/16" dual rings		
80	5/8" - 11 x 1-1/4"	Threaded	23	1-3/8" x 2-3/16" dual ring		
81	5/8" - 11 x 1-3/4"	Threaded	48	0.865" x 2-1/2"		
87	3/4" - 10 x 1-3/4"	Threaded	O1	1-1/4" X 4". 7/16" dia. crx drill, 2.5" from bottom		Round
S5	3/4" - 10 x 10"	Threaded	43	9/16" x 2-15/16", 2 x 5/16" dia. cross drill	Square Stem	
91	7/16" - 1-3/8"	Round Grip Ring	55	7/8" x 2" w/ 3 x 5/16" CRX DRL		
95	0.846" x 2-3/16"	Round Grip Ring	Q1	1" x 4" dual rings		
41	7/8" x 2-1/4"	Square Grip Ring	33	7/16" -14 x 1-1/2"	Threaded	
51	3/4" x 2" w/ 3 x 1/4" CRX DRL	Square Stem	79	7/16" - 14 x 2-1/4"		
56	7/8" x2" w/ 3 x 5/16" CRX DRL	Square Stem	C8	1/2" - 13 x 3-1/8"		
Round Expandable Adapter Stem			C1	1/2" - 13 x 4"		
Stem Code	Expanable Range	Fits Tubing I.D.	C2	5/8" - 11 x 4"		
71	0.720" - 0.851"	3/4"	84	3/4" - 10 x 4"		
72	0.852" - 0.927"	7/8"	C3	3/4" - 10 x 6"		
7B	0.900" - 0.980"	15/16"	S5	3/4" - 10 x 10"		
73	0.928" - 1.029"	1"	M1	M10 - 1.5 x 1-1/2"	Metric Threaded	
7A	1.020" - 1.100"	1-1/16"	M4	M12 - 1.75 x 1.25"		
74	1.110" - 1.180"	1-1/8"	M3	M12 - 1.75 x 1-3/4"		
78	1.178" - 1.303"	1-3/16"	M6	M16 - 2 x 1-1/2"		
75	1.360" - 1.425"	1-3/8"	M7	M20 - 2.5 x 1-3/4"		
76	1.426" - 1.589"	1-1/2"	E1	Additional Adjustable Height 1.750" - 2.375"		With mounting plate 2-3/8" x 3-5/8", with bolt hole pattern 1-3/4" x 2-7/8" to 3"
77	1.790" - 1.850"	1-7/8"	E2	Additional Adjustable Height 1.875" - 2.500"		
Square Expandable Adapter Stem		Fits Tubing I.D.	E3	Additional Adjustable Height 3.500" - 4.125"		
R1	0.720" - 0.851"	3/4"	E4	Additional Adjustable Height 3.500" - 5.000"	Adjustable Stem to fit 1-1/2" ID Round Trubing	
R2	0.852" - 0.927"	7/8"	F1	Additional Adjustable Height 1.750" - 2.375"		
R3	0.928" - 1.029"	1"	F2	Additional Adjustable Height 1.875" - 2.500"		
R4	1.030" - 1.140"	1-1/8"	F3	Additional Adjustable Height 3.500" - 4.125"		
R5	1.360" - 1.425"	1-3/8"	F4	Additional Adjustable Height 3.500" - 5.000"		
R6	1.426" - 1.589"	1-1/2"	B1	Additional Adjustable Height 1.875" - 3.000"		
R7	1.790" - 1.850"	1-7/8"				
U2	0.852" - 0.927"	7/8"				
U5	1.360" - 1.425"	1-3/8"				

Wheel Dia	Tread Width	Wheel Type	Load Capacity	Bearing Type	Total Lock Caster Part #	Directional Lock Caster Part #	Swivel Caster Part #	Rigid Caster Part #	+ Color	
3"	1-1/4"	Yoke and axle/nut				17ZZ30GZ82**YAN	T1ZZ30GZ82**YAN	19ZZ30GZ82**YAN	18ZZ30GZ82**YAN	
		Super-Soft™	105	Annular	17SF30GI43**YY	T1SF30GI43**YY	19SF30GI43**YY	18SF30GI43**YY		
		Soft Rubber	300	Plain	17SR30GB82**YY	T1SR30GB82**YY	19SR30GB82**YY	18SR30GB82**YY		
				Ball	17SR30GB42**YY	T1SR30GB42**YY	19SR30GB42**YY	18SR30GB42**YY		
		Nomadic™	300	Delrin	17NM30G+5A**YY	T1NM30G+5A**YY	19NM30G+5A**YY	18NM30G+5A**YY		
				Annular	17NM30G+43**YY	T1NM30G+43**YY	19NM30G+43**YY	18NM30G+43**YY	I, L	
		Conductive TPR	200	Precision	17CN30GH44**YY	T1CN30GH44**YY	19CN30GH44**YY	18CN30GH44**YY		
		Conductive SR	250	Ball	17CT30GB42**YY	T1CT30GB42**YY	19CT30GB42**YY	18CT30GB42**YY		
		Thermo-Pro™	210	Precision	17TP30GI44**YY	T1TP30GI44**YY	19TP30GI44**YY	18TP30GI44**YY		
					17TP30G+47**YY	T1TP30G+47**YY	19TP30G+47**YY	18TP30G+47**YY	T, Y	
				Sleeve	17TP30G+90**YY	T1TP30G+90**YY	19TP30G+90**YY	18TP30G+90**YY		
		Element™	300	Annular	17EL30GI43**YY	T1EL30GI43**YY	19EL30GI43**YY	18EL30GI43**YY		
		Poly-Pro™	300	Ball	17PP30G+42**YY	T1PP30G+42**YY	19PP30G+42**YY	18PP30G+42**YY	K, P, W	
				Precision	17PP30G+44**YY	T1PP30G+44**YY	19PP30G+44**YY	18PP30G+44**YY	A, D, I, S	
					17PP30G+47**YY	T1PP30G+47**YY	19PP30G+47**YY	18PP30G+47**YY	T, Y	
				Delrin	17PP30G+55**YY	T1PP30G+55**YY	19PP30G+55**YY	18PP30G+55**YY	K, W, P	
		Polymadic™	300	Sleeve	17PP30G+90**YY	T1PP30G+90**YY	19PP30G+90**YY	18PP30G+90**YY	T, Y	
				Delrin	17PM30GM5A**YY	T1PM30GM5A**YY	19PM30GM5A**YY	18PM30GM5A**YY		
		Elite™	350	Annular	17PM30GM43**YY	T1PM30GM43**YY	19PM30GM43**YY	18PM30GM43**YY		
				Ball	17ET30GL42**YY	T1ET30GL42**YY	19ET30GL42**YY	18ET30GL42**YY		
		Ergo-PU	350	Dual Precision	17EU30GOD0**YY	T1EU30GOD0**YY	19EU30GOD0**YY	18EU30GOD0**YY		
		DuraLastomer™	300	Sleeve	17SU30GL90**YY	T1SU30GL90**YY	19SU30GL90**YY	18SU30GL90**YY		
		Polyon AL™	350	Annular	17PA30GL43**YY	T1PA30GL43**YY	19PA30GL43**YY	18PA30GL43**YY		
		Hard Rubber	300	Ball	17HR30GB42**YY	T1HR30GB42**YY	19HR30GB42**YY	18HR30GB42**YY		
				Plain	17HR30GB82**YY	T1HR30GB82**YY	19HR30GB82**YY	18HR30GB82**YY		
		GrayRok™	300	Plain	17RK30GI82**YY	T1RK30GI82**YY	19RK30GI82**YY	18RK30GI82**YY		
		Polyolefin	250	Plain	17PO30G+82**YY	T1PO30G+82**YY	19PO30G+82**YY	18PO30G+82**YY	B, Z	
			300	Sleeve	17PO30G+90**YY	T1PO30G+90**YY	19PO30G+90**YY	18PO30G+90**YY	J, Z	
				Ball	17PO30GZ42**YY	T1PO30GZ42**YY	19PO30GZ42**YY	18PO30GZ42**YY		
		H.D. Polyolefin	300	Plain	17HP30G+82**YY	T1HP30G+82**YY	19HP30G+82**YY	18HP30G+82**YY	B, E	
		Nylon	300	Sleeve	17NY30GE90**YY	T1NY30GE90**YY	19NY30GE90**YY	18NY30GE90**YY		
				Precision	17NY30GE47**YY	T1NY30GE47**YY	19NY30GE47**YY	18NY30GE47**YY		
Phenolic	300	Top Hat	17PH30GB99**YY	T1PH30GB99**YY	19PH30GB99**YY	18PH30GB99**YY				
H.T. Phenolic	200	S.S. Top Hat	17HT30GQ97**YY	T1HT30GQ97**YY	19HT30GQ97**YY	18HT30GQ97**YY				
BrimStone™	350	S.S. Top Hat	17GN30G+97**YY	T1GN30G+97**YY	19GN30G+97**YY	18GN30G+97**YY	B, Q			
Semi-Steel	350	Plain	17SS30GS82**YY	T1SS30GS82**YY	19SS30GS82**YY	18SS30GS82**YY				
		Sleeve	17SS30GS90**YY	T1SS30GS90**YY	19SS30GS90**YY	18SS30GS90**YY				
Sintered Iron	350	Plain	17SI30GS82**YY	T1SI30GS82**YY	19SI30GS82**YY	18SI30GS82**YY				
V-Groove	350	Plain	17VG30GT82**YY	T1VG30GT82**YY	19VG30GT82**YY	18VG30GT82**YY				
Maxrok™	350	Plain	17MA30GB82**YY	T1MA30GB82**YY	19MA30GB82**YY	18MA30GB82**YY				
Conductive PU	225	Precision	17CU30GH44**YY	T1CU30GH44**YY	19CU30GH44**YY	18CU30GH44**YY				
3"	1-3/8"	Neo-Energizer™	300	Ball	17EN30VB42**YY	T1EN30VB42**YY	19EN30VB42**YY	18EN30VB42**YY		
				Precision	17EN30VBP2**YY	T1EN30VBP2**YY	19EN30VBP2**YY	18EN30VBP2**YY		
		Elastomer	300	Precision	17SX30VIP2**YY	T1SX30VIP2**YY	19SX30VIP2**YY	18SX30VIP2**YY		
3"	1-1/2"	Phenolic	350	Sleeve	17PH30HB90**YY	T1PH30HB90**YY	19PH30HB90**YY	18PH30HB90**YY		
				Roller	17PH30HB03**YZ	T1PH30HB03**YZ	19PH30HB03**YZ	18PH30HB03**YZ		
		BrimStone™	350	Sleeve	17GN30H+90**YY	T1GN30H+90**YY	19GN30H+90**YY	18GN30H+90**YY	B, Q	

Wheel Dia	Tread Width	Wheel Type	Load Capacity	Bearing Type	Total Lock Caster Part #	Directional Lock Caster Part #	Swivel Caster Part #	Rigid Caster Part #	+ Color
3-1/2"	1-1/4"	Yoke and axle/nut			17ZZ35GZ82**YAN	T1ZZ35GZ82**YAN	19ZZ35GZ82**YAN	18ZZ35GZ82**YAN	
		Super-Soft™	110	Annular	17SF35GI43**YY	T1SF35GI43**YY	19SF35GI43**YY	18SF35GI43**YY	
		Soft Rubber	300	Plain	17SR35GB82**YY	T1SR35GB82**YY	19SR35GB82**YY	18SR35GB82**YY	
		Rubber/Alu	300	Annular	17RA35GI43**YY	T1RA35GI43**YY	19RA35GI43**YY	18RA35GI43**YY	
		Nomadic™	300	Delrin	17NM35G+5A**YY	T1NM35G+5A**YY	19NM35G+5A**YY	18NM35G+5A**YY	I, L
				Annular	17NM35G+43**YY	T1NM35G+43**YY	19NM35G+43**YY	18NM35G+43**YY	
		Thermo-Pro™	230	Precision	17TP35GI44**YY	T1TP35GI44**YY	19TP35GI44**YY	18TP35GI44**YY	
				Sleeve	17TP35G+47**YY	T1TP35G+47**YY	19TP35G+47**YY	18TP35G+47**YY	T, Y
		Element™	300	Annular	17EL35GI43**YY	T1EL35GI43**YY	19EL35GI43**YY	18EL35GI43**YY	
		Poly-Pro™	300	Ball	17PP35G+42**YY	T1PP35G+42**YY	19PP35G+42**YY	18PP35G+42**YY	K, P, W
				Precision	17PP35G+44**YY	T1PP35G+44**YY	19PP35G+44**YY	18PP35G+44**YY	A, D, I, S
					17PP35G+47**YY	T1PP35G+47**YY	19PP35G+47**YY	18PP35G+47**YY	T, Y
				Delrin	17PP35G+55**YY	T1PP35G+55**YY	19PP35G+55**YY	18PP35G+55**YY	K, P, W
				Sleeve	17PP35G+90**YY	T1PP35G+90**YY	19PP35G+90**YY	18PP35G+90**YY	T, Y
		Polymadic™	325	Delrin	17PM35GM5A**YY	T1PM35GM5A**YY	19PM35GM5A**YY	18PM35GM5A**YY	
				Annular	17PM35GM43**YY	T1PM35GM43**YY	19PM35GM43**YY	18PM35GM43**YY	
		Polyon AL™	350	Annular	17PA35G+43**YY	T1PA35G+43**YY	19PA35G+43**YY	18PA35G+43**YY	L, M
		Disc Wheel	250	Ball	17UN35GLA3**YY	T1UN35GLA3**YY	19UN35GLA3**YY	18UN35GLA3**YY	
		Hard Rubber	300	Plain	17HR35GB82**YY	T1HR35GB82**YY	19HR35GB82**YY	18HR35GB82**YY	
		Polyolefin	350	Plain	17PO35GZ82**YY	T1PO35GZ82**YY	19PO35GZ82**YY	18PO35GZ82**YY	
Sleeve	17PO35GJ90**YY			T1PO35GJ90**YY	19PO35GJ90**YY	18PO35GJ90**YY			
Phenolic	350	Top Hat	17PH35GB99**YY	T1PH35GB99**YY	19PH35GB99**YY	18PH35GB99**YY			
Semi-Steel	350	Plain	17SS35GS82**YY	T1SS35GS82**YY	19SS35GS82**YY	18SS35GS82**YY			
BrimStone™	350	S.S. Top Hat	17GN35GQ97**YY	T1GN35GQ97**YY	19GN35GQ97**YY	18GN35GQ97**YY			
4"	1-1/4"	Yoke and axle/nut			17ZZ40GZ82**YAN	T1ZZ40GZ82**YAN	19ZZ40GZ82**YAN	18ZZ40GZ82**YAN	
		Super-Soft™	120	Annular	17SF40GI43**YY	T1SF40GI43**YY	19SF40GI43**YY	18SF40GI43**YY	
		Soft Rubber	350	Plain	17SR40GB82**YY	T1SR40GB82**YY	19SR40GB82**YY	18SR40GB82**YY	
				Ball	17SR40GB42**YY	T1SR40GB42**YY	19SR40GB42**YY	18SR40GB42**YY	
		Blue Ergo™	350	Roller	17BL40GL4R**YY	T1BL40GL4R**YY	19BL40GL4R**YY	18BL40GL4R**YY	
		Rubber/Alu	250	Annular	17RA40GI43**YY	T1RA40GI43**YY	19RA40GI43**YY	18RA40GI43**YY	
		Nomadic™	300	Delrin	17NM40GI5A**YY	T1NM40GI5A**YY	19NM40GI5A**YY	18NM40GI5A**YY	
				Annular	17NM40GI43**YY	T1NM40GI43**YY	19NM40GI43**YY	18NM40GI43**YY	
		Conductive	250	Precision	17CN40GH44**YY	T1CN40GH44**YY	19CN40GH44**YY	18CN40GH44**YY	
		Thermo-Pro™	250	Precision	17TP40G+44**YY	T1TP40G+44**YY	19TP40G+44**YY	18TP40G+44**YY	A, I
				Sleeve	17TP40G+47**YY	T1TP40G+47**YY	19TP40G+47**YY	18TP40G+47**YY	T, Y
				Sleeve	17TP40G+90**YY	T1TP40G+90**YY	19TP40G+90**YY	18TP40G+90**YY	T, Y
		Element™	320	Annular	17EL40GI43**YY	T1EL40GI43**YY	19EL40GI43**YY	18EL40GI43**YY	
		Poly-Pro™	350	Ball	17PP40G+42**YY	T1PP40G+42**YY	19PP40G+42**YY	18PP40G+42**YY	K, P, W
				Precision	17PP40G+44**YY	T1PP40G+44**YY	19PP40G+44**YY	18PP40G+44**YY	A, D, I, S
					17PP40G+47**YY	T1PP40G+47**YY	19PP40G+47**YY	18PP40G+47**YY	T, Y
				Sleeve	17PP40G+55**YY	T1PP40G+55**YY	19PP40G+55**YY	18PP40G+55**YY	
		Polymadic™	350	Delrin	17PM40GM5A**YY	T1PM40GM5A**YY	19PM40GM5A**YY	18PM40GM5A**YY	
				Annular	17PM40GM43**YY	T1PM40GM43**YY	19PM40GM43**YY	18PM40GM43**YY	
		Elite™	350	Ball	17ET40GL42**YY	T1ET40GL42**YY	19ET40GL42**YY	18ET40GL42**YY	
		Ergo-PU	350	Dual Precision	17EU40GOD0**YY	T1EU40GOD0**YY	19EU40GOD0**YY	18EU40GOD0**YY	
		DuraLastomer™	350	Sleeve	17SU40GL90**YY	T1SU40GL90**YY	19SU40GL90**YY	18SU40GL90**YY	
		Polyon AL™	350	Annular	17PA40GL43**YY	T1PA40GL43**YY	19PA40GL43**YY	18PA40GL43**YY	L, M
		Disc Wheel	270	Ball	17UN40GLA3**YY	T1UN40GLA3**YY	19UN40GLA3**YY	18UN40GLA3**YY	
		Hard Rubber	350	Plain	17HR40GB82**YY	T1HR40GB82**YY	19HR40GB82**YY	18HR40GB82**YY	
				Ball	17HR40GB42**YY	T1HR40GB42**YY	19HR40GB42**YY	18HR40GB42**YY	
		Maxrok™	350	Plain	17MA40GB82**YY	T1MA40GB82**YY	19MA40GB82**YY	18MA40GB82**YY	
		Polyolefin	350	Plain	17PO40G+82**YY	T1PO40G+82**YY	19PO40G+82**YY	18PO40G+82**YY	B, Z
				Sleeve	17PO40G+90**YY	T1PO40G+90**YY	19PO40G+90**YY	18PO40G+90**YY	J, Z
				Ball	17PO40GZ42**YY	T1PO40GZ42**YY	19PO40GZ42**YY	18PO40GZ42**YY	
		H.D. Polyolefin	350	Plain	17HP40G+82**YY	T1HP40G+82**YY	19HP40G+82**YY	18HP40G+82**YY	B, E
		Nylon	350	Precision	17NY40GE47**YY	T1NY40GE47**YY	19NY40GE47**YY	18NY40GE47**YY	
Sleeve	17NY40GE90**YY			T1NY40GE90**YY	19NY40GE90**YY	18NY40GE90**YY			
Phenolic	350	Top Hat	17PH40GB99**YY	T1PH40GB99**YY	19PH40GB99**YY	18PH40GB99**YY			
H.T. Phenolic	250	S.S. Top Hat	17HT40GQ97**YY	T1HT40GQ97**YY	19HT40GQ97**YY	18HT40GQ97**YY			
BrimStone™	350	S.S. Top Hat	17GN40G+97**YY	T1GN40G+97**YY	19GN40G+97**YY	18GN40G+97**YY	Q, B		
SteROLLizer™ AL	300	Sleeve	17BF40GC90**YZ	T1BF40GC90**YZ	19BF40GC90**YZ	18BF40GC90**YZ			
SteROLLizer™ SS	300	Sleeve	17SL40GC90**YY	T1SL40GC90**YY	19SL40GC90**YY	18SL40GC90**YY			
Semi-Steel	350	Plain	17SS40GS82**YY	T1SS40GS82**YY	19SS40GS82**YY	18SS40GS82**YY			
		Sleeve	17SS40GS90**YY	T1SS40GS90**YY	19SS40GS90**YY	18SS40GS90**YY			
Conductive PU	250	Precision	17CU40GH44**YY	T1CU40GH44**YY	19CU40GH44**YY	18CU40GH44**YY			

Wheel Dia	Tread Width	Wheel Type	Load Capacity	Bearing Type	Total Lock Caster Part #	Directional Lock Caster Part #	Swivel Caster Part #	Rigid Caster Part #	+ Color	
4"	1-1/2"	Polyon™	350	Roller	17PU40H+03**YZ	T1PU40H+03**YZ	19PU40H+03**YZ	18PU40H+03**YZ	G,V	
		Polyon AL™	350	Roller	17PA40H+03**YZ	T1PA40H+03**YZ	19PA40H+03**YZ	18PA40H+03**YZ		
		Polyolefin	350	Roller	17PO40HB03**YZ	T1PO40HB03**YZ	19PO40HB03**YZ	18PO40HB03**YZ	B,Q	
		Phenolic	350	Sleeve	17PH40HB90**YY	T1PH40HB90**YY	19PH40HB90**YY	18PH40HB90**YY		
				Roller	17PH40HB03**YZ	T1PH40HB03**YZ	19PH40HB03**YZ	18PH40HB03**YZ		
		H.T. Phenolic	350	Sleeve	17HT40HQ90**YY	T1HT40HQ90**YY	19HT40HQ90**YY	18HT40HQ90**YY		
				Roller	17HT40HQ03**YZ	T1HT40HQ03**YZ	19HT40HQ03**YZ	18HT40HQ03**YZ		
		BrimStone™	350	Sleeve	17GN40H+90**YY	T1GN40H+90**YY	19GN40H+90**YY	18GN40H+90**YY		
				Roller	17GN40H+03**YZ	T1GN40H+03**YZ	19GN40H+03**YZ	18GN40H+03**YZ	B,Q	
SteROLLizer™ AL	350	SS Precision	17BH40HC61**YY	T1BH40HC61**YY	19BH40HC61**YY	18BH40HC61**YY				
SteROLLizer™ SS	350	SS Precision	17SL40HC61**YY	T1SL40HC61**YY	19SL40HC61**YY	18SL40HC61**YY				
Epoxy	350	Dual Precision	17OV40HG+4**YZ	T1OV40HG+4**YZ	19OV40HG+4**YZ	18OV40HG+4**YZ				
		Sleeve	17OV40H+90**YZ	T1OV40H+90**YZ	19OV40H+90**YZ	18OV40H+90**YZ	G,Q			
5"	1-1/4"	Yoke and axle/nut				17ZZ50GZ82**YAN	T1ZZ50GZ82**YAN	19ZZ50GZ82**YAN	18ZZ50GZ82**YAN	
		Super-Soft™	125	Annular	17SF50GI43**YY	T1SF50GI43**YY	19SF50GI43**YY	18SF50GI43**YY		
		Soft Rubber	350	Plain	17SR50GB82**YY	T1SR50GB82**YY	19SR50GB82**YY	18SR50GB82**YY		
				Ball	17SR50GB42**YY	T1SR50GB42**YY	19SR50GB42**YY	18SR50GB42**YY		
		Blue- Ergo™	350	Roller	17BL50GL4R**YY	T1BL50GL4R**YY	19BL50GL4R**YY	18BL50GL4R**YY		
		Rubber/Alu	325	Annular	17RA50GI43**YY	T1RA50GI43**YY	19RA50GI43**YY	18RA50GI43**YY		
					17NM50G+5A**YY	T1NM50G+5A**YY	19NM50G+5A**YY	18NM50G+5A**YY	I, L	
		Nomadic™	325	Delrin	17NM50G+43**YY	T1NM50G+43**YY	19NM50G+43**YY	18NM50G+43**YY		
				Annular	17CN50GH44**YY	T1CN50GH44**YY	19CN50GH44**YY	18CN50GH44**YY		
		Conductive	275	Precision	17TP50GI44**YY	T1TP50GI44**YY	19TP50GI44**YY	18TP50GI44**YY		
		Thermo-Pro™	300	Precision	17TP50G+47**YY	T1TP50G+47**YY	19TP50G+47**YY	18TP50G+47**YY		
				Sleeve	17TP50G+90**YY	T1TP50G+90**YY	19TP50G+90**YY	18TP50G+90**YY	T,Y	
		Element™	350	Annular	17EL50GI43**YY	T1EL50GI43**YY	19EL50GI43**YY	18EL50GI43**YY		
		Poly-Pro™	350	Ball	17PP50G+42**YY	T1PP50G+42**YY	19PP50G+42**YY	18PP50G+42**YY	C,K,P,W	
				Precision	17PP50G+44**YY	T1PP50G+44**YY	19PP50G+44**YY	18PP50G+44**YY	A,D,I,S	
					17PP50G+47**YY	T1PP50G+47**YY	19PP50G+47**YY	18PP50G+47**YY	T,Y	
				Delrin	17PP50G+55**YY	T1PP50G+55**YY	19PP50G+55**YY	18PP50G+55**YY	C,K,P,W	
		Sleeve	350	17PP50G+90**YY	T1PP50G+90**YY	19PP50G+90**YY	18PP50G+90**YY	T,Y		
				Delrin	17PM50GM5A**YY	T1PM50GM5A**YY	19PM50GM5A**YY	18PM50GM5A**YY		
		Polymadic™	350	Annular	17PM50GM43**YY	T1PM50GM43**YY	19PM50GM43**YY	18PM50GM43**YY		
		Ergo-PU	350	Dual Precision	17EU50GOD0**YY	T1EU50GOD0**YY	19EU50GOD0**YY	18EU50GOD0**YY		
		DuraLastomer™	350	Sleeve	17SU50GL90**YY	T1SU50GL90**YY	19SU50GL90**YY	18SU50GL90**YY		
		Polyon AL™	350	Annular	17PA50GL43**YY	T1PA50GL43**YY	19PA50GL43**YY	18PA50GL43**YY		
		Disc Wheel	300	Ball	17UN50GLA3**YY	T1UN50GLA3**YY	19UN50GLA3**YY	18UN50GLA3**YY		
		Hard Rubber	350	Plain	17HR50GB82**YY	T1HR50GB82**YY	19HR50GB82**YY	18HR50GB82**YY		
				Ball	17HR50GB42**YY	T1HR50GB42**YY	19HR50GB42**YY	18HR50GB42**YY		
		Maxrok™	350	Plain	17MA50GB82**YY	T1MA50GB82**YY	19MA50GB82**YY	18MA50GB82**YY		
		Polyolefin	350	Plain	17PO50G+82**YY	T1PO50G+82**YY	19PO50G+82**YY	18PO50G+82**YY	B,Z	
				Sleeve	17PO50G+90**YY	T1PO50G+90**YY	19PO50G+90**YY	18PO50G+90**YY	J,Z	
				Ball	17PO50GZ42**YY	T1PO50GZ42**YY	19PO50GZ42**YY	18PO50GZ42**YY		
		H.D. Polyolefin	350	Plain	17HP50G+82**YY	T1HP50G+82**YY	19HP50G+82**YY	18HP50G+82**YY	B,E	
		Nylon	350	Precision	17NY50GE47**YY	T1NY50GE47**YY	19NY50GE47**YY	18NY50GE47**YY		
Sleeve	17NY50GE90**YY			T1NY50GE90**YY	19NY50GE90**YY	18NY50GE90**YY				
Phenolic	350	Top Hat	17PH50GB99**YY	T1PH50GB99**YY	19PH50GB99**YY	18PH50GB99**YY				
H.T. Phenolic	300	S.S. Top Hat	17HT50GQ97**YY	T1HT50GQ97**YY	19HT50GQ97**YY	18HT50GQ97**YY				
BrimStone™	350	S.S. Top Hat	17GN50G+97**YY	T1GN50G+97**YY	19GN50G+97**YY	18GN50G+97**YY	Q,B			
Semi-Steel	350	Plain	17SS50GS82**YY	T1SS50GS82**YY	19SS50GS82**YY	18SS50GS82**YY				
		Sleeve	17SS50GS90**YY	T1SS50GS90**YY	19SS50GS90**YY	18SS50GS90**YY				
Conductive PU	250	Precision	17CU50GH44**YY	T1CU50GH44**YY	19CU50GH44**YY	18CU50GH44**YY				
5"	1-3/8"	Neo-Energizer™	350	Ball	17EN50VB42**YY	T1EN50VB42**YY	19EN50VB42**YY	18EN50VB42**YY		
			350	Precision	17EN50VP2**YY	T1EN50VP2**YY	19EN50VP2**YY	18EN50VP2**YY		
5"	1-1/2"	Polyon™	350	Roller	17PU50H+03**YZ	T1PU50H+03**YZ	19PU50H+03**YZ	18PU50H+03**YZ	G,V	
		Polyon AL™	350	Roller	17PA50H+03**YZ	T1PA50H+03**YZ	19PA50H+03**YZ	18PA50H+03**YZ	N,R	
		Polyolefin	350	Roller	17PO50HB03**YZ	T1PO50HB03**YZ	19PO50HB03**YZ	18PO50HB03**YZ		
		Phenolic	350	Sleeve	17PH50HB90**YY	T1PH50HB90**YY	19PH50HB90**YY	18PH50HB90**YY		
				Roller	17PH50HB03**YZ	T1PH50HB03**YZ	19PH50HB03**YZ	18PH50HB03**YZ		
		H.T. Phenolic	350	Sleeve	17HT50HQ90**YY	T1HT50HQ90**YY	19HT50HQ90**YY	18HT50HQ90**YY		
				Roller	17HT50HQ03**YZ	T1HT50HQ03**YZ	19HT50HQ03**YZ	18HT50HQ03**YZ		
BrimStone™	350	Sleeve	17GN50HQ90**YY	T1GN50HQ90**YY	19GN50HQ90**YY	18GN50HQ90**YY				
		Roller	17GN50HQ03**YZ	T1GN50HQ03**YZ	19GN50HQ03**YZ	18GN50HQ03**YZ	Q,B			

# T9/79/80 - Stamp-Formed Series - 450LB

- Stamp-formed body for attractive appearance
- This series includes Total Lock, matching Swivel and Rigid
- 8" Rigid caster available with plate welded at 90° angle
- NSF listed

79PP60JK0406-0V0000

79TP80HT5106-0000Z0

80TP80HT510690

T9BL60JL6376YY

80TP80HI5306YY



Overall Height and Swivel Radius				
Wheel Diameter	Denotation Code	Overall Height	Swivel Radius	
			79 series	T9 series
4"	40	5-1/4"	3-1/4"	4-5/8"
5"	50	6-1/4"	4"	4-5/8"
6"	60	7-1/2"	4-5/8"	4-5/8"
8"	80	9-1/2"	5-7/8"	N/A

Fastening Patterns			
Plate Code	Overall Size	Bolt Hole Pattern	Mounting Bolt Size
06	2-3/8" x 3-5/8"	1-3/4" X 2-7/8" slotted to 3"	5/16"
11	3-1/8" x 4-1/8"	1-3/4" x 2-15/16" to 2-3/8" x 3-3/8"	3/8"
17	4" x 4-15/32"	2-5/8" x 3-5/8" to 3" x 3"	3/8"
MS	3-1/8" x 3-3/4"	1-5/8" x 3 to 2-5/16" x 3-1/8"	5/16"
Stem Code	Size	Pattern	
68	1/2" - 13 x 1-1/2"	Threaded	
70	1/2" - 13 x 2-3/4"		

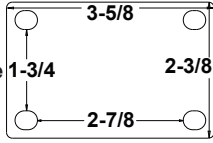
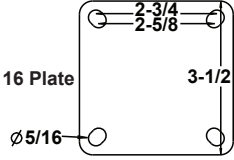
  

Round Expandable Adapter Stem		
Stem Code	Expandable Range	Fits Tubing I.D.
71	0.720" - 0.851"	3/4"
72	0.852" - 0.927"	7/8"
7B	0.900" - 0.980"	15/16"
73	0.928" - 1.029"	1"
7A	1.020" - 1.109"	1-1/16"
74	1.110" - 1.180"	1-1/8"
78	1.178" - 1.303"	1-3/16"
75	1.360" - 1.425"	1-3/8"
76	1.426" - 1.589"	1-1/2"
77	1.790" - 1.850"	1-7/8"

Square Expandable Adapter Stem		Fits Tubing I.D.
R1	0.720" - 0.851"	3/4"
R2	0.852" - 0.927"	7/8"
R3	0.928" - 1.029"	1"
R4	1.030" - 1.140"	1-1/8"
R5	1.360" - 1.425"	1-3/8"
R6	1.426" - 1.589"	1-1/2"
R7	1.790" - 1.850"	1-7/8"
U2	0.852" - 0.927"	7/8"
U5	1.360" - 1.425"	1-3/8"



Modular Stem				
Stem Code	Size	Stem Type	Modular Part #	
ZZ	1/2" diameter	Hollow Kingpin		
E1	Additional Adjustable Height 1.750" - 2.375"		07STAE1	
E2	Additional Adjustable Height 1.875" - 2.500"		07STAE2	
E3	Additional Adjustable Height 3.500" - 4.125"		07STAE3	
E4	Additional Adjustable Height 3.500" - 5.000"		07STAE4	
F1	Additional Adjustable Height 1.750" - 2.375"		07STAF1	
F2	Additional Adjustable Height 1.875" - 2.500"		07STAF2	
F3	Additional Adjustable Height 3.500" - 4.125"		07STAF3	
F4	Additional Adjustable Height 3.500" - 5.000"		07STAF4	
B1	Additional Adjustable Height 1.875" - 3.000"	To fit 1-1/2" I.D. Round Tubing	07STGB1	
92	5/8" x 2-3/16"	Grip Ring Stem	09STA92	
93	13/16" x 2-3/16"		07STG93	
48	0.865" x 2-1/4" dual rings		07STG48	
85	1" x 2-3/16" dual rings		07STG85	
82	1-1/8" x 2-3/16" dual rings		07STG82	
22	1-1/4" x 2-3/16" dual rings		07STG22	
23	1-3/8" x 2-3/16" dual rings		07STG23	
O1	1-1/4" x 4", 7/16" dia. crx drill, 2.5" from bottom	Round	07STRO1	
43	9/16" x 2.92", 2 x 5/16" dia. crx drill	Square Stem	07STS43	
51	3/4" x 2", 3 x 1/4" dia. crx drill		07STS51	
55	7/8" x 2", 3 x 5/16" dia. crx drill	Square Stem, crx. Sec. 1.087"	07STS55	
56	7/8" x 2", 3 x 1/4" dia. crx drill	Square Stem, crx. Sec. 0.983"	07STS56	
41	7/8" x 2-1/4", 5/16" dia. crx drill, with Grip Ring	Square Stem	07STO41	
Q1	1" x 4"		07STSQ1	
33	7/16" - 14 x 1-1/2"	Threaded	07STT33	
79	7/16" - 14 x 2-1/4"		07STT79	
C8	1/2" - 13 x 3-1/8"		07STTC8	
C1	1/2" - 13 x 4"		07STTC1	
80	5/8" - 11 x 1"		07STT80	
81	5/8" - 11 x 1-3/4"		07STT81	
C2	5/8" - 11 x 4"		07STTC2	
87	3/4" - 10 x 1-3/4"		07STT87	
84	3/4" - 10 x 4"		07STT84	
C3	3/4" - 10 x 6"		07STTC3	
S5	3/4" - 10 x 10		07STTS5	
M1	M10 - 1.5 x 1-1/2"		Metric Threaded	07STTM10
M3	M12-1.75 x 1-3/4"			07STTM12-134
M6	M16 - 2 x 1-1/2"			07STTM16-112
M7	M20 - 2.5 x 1-3/4"	07STTM20-134		

Wheel Diameter	Tread Width	Wheel Type	Load Cap.	Available Bearing Options	Replace + with desired wheel color			+Color	
					Replace ## with desired wheel bearing				
					#T9 Series	#79	#80		
4"	1-1/2"	Yoke Only					79ZZ40HZ82**YY	80ZZ40HZ82**YY	
		Mold-On Rubber	350	03,6M,57,12		79RS40HB###**YY	80RS40HB###**YY		
		Thermo-Pro™	281	03,6M,57,12		79TP40HI###**YY	80TP40HI###**YY		
		Polyolefin	400	03,6M,57,12		79PO40HB###**YY	80PO40HB###**YY		
		Phenolic	450	03,6M,57,12		79PH40HB###**YY	80PH40HB###**YY		
		High-Temp Phenolic	400	03		79HT40HQ###**YY	80HT40HQ###**YY		
		Sterollizer™	350			79BF40HC61**YY	80BF40HC61**YY		
						79SL40HC61**YY	80SL40HC61**YY		
		Polygon AL™	450	03,6M,57,12		79PA40H+###**YY	80PA40H+###**YY	N,R	
		Poly-Pro™	400	03,6M,57,12		79PP40H+###**YY	80PP40H+###**YY	D,K,U	
		Polygon™	450	03,6M,57,12		79PU40H+###**YY	80PU40H+###**YY	G,V	
		EnergySaver Polygon™	450			79SW40HU03**YY	80SW40HU03**YY		
		BrimStone™	450	03,90		79GN40H+###**YY	80GN40H+###**YY	B,Q	
		Epoxy	450			79OV40H+90**YY	80OV40H+90**YY	G,Q	
MaxRok™ V-Groove	450	03,6M,57,12		79MV40HT###**YY	80MV40HT###**YY				
Iron V-Groove	350	03,6M,57,12		79VG40HT###**YY	80VG40HT###**YY				
4"	1-13/16"	Solid Steel V-Groove	450			79SV40IT14**YY	80SV40IT14**YY		
4"	2"	Yoke Only				T9ZZ40JZ83**YY	79ZZ40JZ83**YY	80ZZ40JZ83**YY	
		Neo-Energizer™	450	04,09,60,48,57,12	T9EN40JB###**YY	79EN40JB###**YY	80EN40JB###**YY		
		Nomadic™	400	04,09,60,48,57,12	T9NM40J+###**YY	79NM40J+###**YY	80NM40J+###**YY	A,I	
		Rubber on Nylon	400	04,09,60,48,57,12	T9NR40JB###**YY	79NR40JB###**YY	80NR40JB###**YY		
		Rubber on Aluminum	400	04,09,60,48,57,12	T9RA40JB###**YY	79RA40JB###**YY	80RA40JB###**YY		
		Low Profile Rubber	300	04,09,60,48,57,12	T9LP40JB###**YY	79LP40JB###**YY	80LP40JB###**YY		
		Mold-On Rubber	400	04,09,60,48,57,12	T9RS40JB###**YY	79RS40JB###**YY	80RS40JB###**YY		
		Blue Ergo™	400		T9BL40JL63**YY	79BL40JL63**YY	80BL40JL63**YY		
		Thermo-Pro™	300	04,09,60,63,48,57,12	T9TP40J+###**YY	79TP40J+###**YY	80TP40J+###**YY	A,I,T,Y	
		Xtreme Wheel	200	02		T9LS40JA62**YY	79LS40JA62**YY	80LS40JA62**YY	
		Polyolefin	450	04,09,60,63,48,57,12	T9PO40J+###**YY	79PO40J+###**YY	80PO40J+###**YY	B,E	
		Nylon	450	04,09,60,48,57,12	T9NY40JE###**YY	79NY40JE###**YY	80NY40JE###**YY		
		Ironman™	450	04,09,60,48,65,73,12	T9NX40JB###**YY	79NX40JB###**YY	80NX40JB###**YY		
		RokHard™	450	04,09,62,57,12	T9HI40JB###**YY	79HI40JB###**YY	80HI40JB###**YY		
		BrimStone™	450	04,09,90		T9GN40J+###**YY	79GN40J+###**YY	80GN40J+###**YY	B,Q
		Epoxy	450	04,09,90		T9OV40JQ###**YY	79OV40JQ###**YY	80OV40JQ###**YY	
		MaxRok™	450	04,09,49,57,12		T9MA40JB###**YY	79MA40JB###**YY	80MA40JB###**YY	
		Phenolic	450	04,09,60,48,57,12		T9PH40JB###**YY	79PH40JB###**YY	80PH40JB###**YY	
		Phenolic Straight Sided	450	04,09,60,57,12		T9PH40TB###**YY	79PH40TB###**YY	80PH40TB###**YY	
		High-Temp Phenolic	450	04,09,90		T9HT40JQ###**YY	79HT40JQ###**YY	80HT40JQ###**YY	
		Polygon MaxRok™	450	04,09,60,48,57,12		T9MU40J+###**YY	79MU40J+###**YY	80MU40J+###**YY	G,K
		Polygon AL™	450	04,09,60,48,57,12		T9PA40J+###**YY	79PA40J+###**YY	80PA40J+###**YY	N,R
		DW-Black	450			T9DW40JLT3**YY	79DW40JLT3**YY	80DW40JLT3**YY	
		DW-Red	450			T9DW40JRT3**YY	79DW40JRT3**YY	80DW40JRT3**YY	
		DW-Blue	450			T9DW40JBT3**YY	79DW40JBT3**YY	80DW40JBT3**YY	
		DW-Gray	450			T9DW40JGT3**YY	79DW40JGT3**YY	80DW40JGT3**YY	
		Poly-Pro™	450	04,09,60,62,48,57,12		T9PP40J+###**YY	79PP40J+###**YY	80PP40J+###**YY	D,K,M,U,W
			450			T9PP40JP49**YY	79PP40JP49**YY	80PP40JP49**YY	
		Polymadic™	450	04,09,60,49,48,57,12		T9PM40J+###**YY	79PM40J+###**YY	80PM40J+###**YY	I,M
		Polygon™	450			T9PU40JV63**YY	79PU40JV63**YY	80PU40JV63**YY	
			450	04,09,60,48,57,12		T9PU40J+###**YY	79PU40J+###**YY	80PU40J+###**YY	G,V
		EnergySaver Polygon™	450	04,09,60,48,57,12		T9SW40JU###**YY	79SW40JU###**YY	80SW40JU###**YY	
		PolyFlexon™ Cast	450	04,09,60,48,57,12		T9RP40JK###**YY	79RP40JK###**YY	80RP40JK###**YY	
		PolyFlexon™	450			T9UA40JO64**YY	79UA40JO64**YY	80UA40JO64**YY	
		Ultraflex™	450			T9UX40JO63**YY	79UX40JO63**YY	80UX40JO63**YY	
		DuraLastomer™	450	09,60,48,57,12		T9SU40JL###**YY	79SU40JL###**YY	80SU40JL###**YY	
		Super Elastomer	450			T9SX40JI64**YY	79SX40JI64**YY	80SX40JI64**YY	
		ErgoLastomer™	450	04,09,64,57,12		T9HU40JI###**YY	79HU40JI###**YY	80HU40JI###**YY	
		Ironman™ V-Groove	450			T9NV40JT4P**YY	79NV40JT4P**YY	80NV40JT4P**YY	
		MaxRok™ V-Groove	450	04,09,60,48,57,12		T9MV40JT###**YY	79MV40JT###**YY	80MV40JT###**YY	
		Iron V-Groove	450	04,09,60,48,57,12		T9VG40JT###**YY	79VG40JT###**YY	80VG40JT###**YY	
		Conductive Ultraflex™	450			T9CX40JL63**YY	79CX40JL63**YY	80CX40JL63**YY	

Wheel Diameter	Tread Width	Wheel Type	Load Cap.	Available Bearing Options	Replace + with desired wheel color			+Color
					Replace ## with desired wheel bearing			
					#T9 Series	#79	#80	
5"	1-1/2"	Yoke Only				79ZZ50HZ82**YY	80ZZ50HZ82**YY	
		Mold-On Rubber	350	03,6M,57,12		79RS50HB##**YY	80RS50HB##**YY	
		Thermo-Pro™	300	03,6M,57,12		79TP50HI##**YY	80TP50HI##**YY	
		Polyolefin	450	03,6M,57,90,12		79PO50HB##**YY	80PO50HB##**YY	
		Phenolic	450	03,6M,57,90,12		79PH50HB##**YY	80PH50HB##**YY	
		Polygon AL™	450	03,6M,57,12		79PA50H+##**YY	80PA50H+##**YY	N,R
		Poly-Pro™	450	03,6M,57,12		79PP50H+##**YY	80PP50H+##**YY	D,K,S,U
		Polygon™	450	03, 6M, 57, 12		79PU50H+##**YY	80PU50H+##**YY	G,V
		EnergySaver Polygon™	450	03, 6M, 57, 12		79SW50HU##**YY	80SW50HU##**YY	
		BrimStone™	450	03,90		79GN50HQ##**YY	80GN50HQ##**YY	
5"	2"	Yoke Only			T9ZZ50JZ83**YY	79ZZ50JZ83**YY	80ZZ50JZ83**YY	
		Neo-Energizer™	450	04,09,60,48,57,12	T9EN50JB##**YY	79EN50JB##**YY	80EN50JB##**YY	
		Nomadic™	450	04,09,60,48,57,12	T9NM50J+##**YY	79NM50J+##**YY	80NM50J+##**YY	A,I
		Rubber on Nylon	450	04,09,60,48,57,12	T9NR50JB##**YY	79NR50JB##**YY	80NR50JB##**YY	
		Rubber on Aluminum	450	04,09,60,48,57,12	T9RA50JB##**YY	79RA50JB##**YY	80RA50JB##**YY	
		Mold-On Rubber	400	04,09,60,48,57,12	T9RS50JB##**YY	79RS50JB##**YY	80RS50JB##**YY	
		Blue Ergo™	400		T9BL50JL63**YY	79BL50JL63**YY	80BL50JL63**YY	
		CushEndure™	400		T9GR50JB19**YY	79GR50JB19**YY	80GR50JB19**YY	
		Thermo-Pro™	350	04,09,60,48,57,12	T9TP50J+##**YY	79TP50J+##**YY	80TP50J+##**YY	A,I,T,X,Y,Z
		Xtreme Wheel	250	03	T9LS50JA62**YY	79LS50JA62**YY	80LS50JA62**YY	
		Polyolefin	450	04,09,60,48,57,12	T9PO50J+##**YY	79PO50J+##**YY	80PO50J+##**YY	B,E
		Nylon	450	04,09,60,48,57,12	T9NY50JE##**YY	79NY50JE##**YY	80NY50JE##**YY	
		Ironman	450	65,73	T9NX50J+##**YY	79NX50J+##**YY	80NX50J+##**YY	B,I
		RokHard™	450	04,09,62,57,12	T9HI50JB##**YY	79HI50JB##**YY	80HI50JB##**YY	
		BrimStone™	450	04,09,90	T9GN50J+##**YY	79GN50J+##**YY	80GN50J+##**YY	B,Q
		Epoxy	450	04,09,90	T9OV50JQ##**YY	79OV50JQ##**YY	80OV50JQ##**YY	
		MaxRok™	450	04,09,63,49,57,12	T9MA50JB##**YY	79MA50JB##**YY	80MA50JB##**YY	
		Phenolic	450	04,09,60,48,57,12	T9PH50JB##**YY	79PH50JB##**YY	80PH50JB##**YY	
		High-Temp Phenolic	450	04,09,90	T9HT50JQ##**YY	79HT50JQ##**YY	80HT50JQ##**YY	
		Sterollizer™	450		T9SL50JCB8**YY	79SL50JCB8**YY	80SL50JCB8**YY	
		Polygon MaxRok™	450	04,09,60,63,48,57,12	T9MU50J+##**YY	79MU50J+##**YY	80MU50J+##**YY	G,K
		Polygon AL™	450	04,09,60,48,57,12	T9PA50J+##**YY	79PA50J+##**YY	80PA50J+##**YY	N,R
		Polygon - C	450	04,09,60,48,57,12	T9PR50JL##**YY	79PR50JL##**YY	80PR50JL##**YY	
		DW-Black	450		T9DW50JLT3**YY	79DW50JLT3**YY	80DW50JLT3**YY	
		DW-Red	450		T9DW50JRT3**YY	79DW50JRT3**YY	80DW50JRT3**YY	
		DW-Blue	450		T9DW50JBT3**YY	79DW50JBT3**YY	80DW50JBT3**YY	
		DW-Gray	450		T9DW50JGT3**YY	79DW50JGT3**YY	80DW50JGT3**YY	
		Poly-Pro™	450	04,09,48,60,63,57,12	T9PP50J+##**YY	79PP50J+##**YY	80PP50J+##**YY	B,C,D,K,U,M,W
			450		T9PP50JP49**YY	79PP50JP49**YY	80PP50JP49**YY	
		Polymadic™	450	04,09,48,60,63,57,12	T9PP50JH63**YY	79PP50JH63**YY	80PP50JH63**YY	
			450		T9PM50J+##**YY	79PM50J+##**YY	80PM50J+##**YY	I,M
		Polygon™	450		T9PU50JV63**YY	79PU50JV63**YY	80PU50JV63**YY	
			450	04,09,60,48,57,12	T9PU50J+##**YY	79PU50J+##**YY	80PU50J+##**YY	G,V
		EnergySaver Polygon™	450	04,09,60,48,57,12	T9SW50JU##**YY	79SW50JU##**YY	80SW50JU##**YY	
		PolyFlexon™ Cast	450	04,09,60,48,57,12	T9RP50JK##**YY	79RP50JK##**YY	80RP50JK##**YY	
		PolyFlexon™	450		T9UA50JO64**YY	79UA50JO64**YY	80UA50JO64**YY	
		Ultraflex™	450		T9UX50JO64**YY	79UX50JO64**YY	80UX50JO64**YY	
		D-Polygon	450		T9UD50JL64**YY	79UD50JL64**YY	80UD50JL64**YY	
		DuraLastomer™	450	09,60,48,57,12	T9SU50JL##**YY	79SU50JL##**YY	80SU50JL##**YY	
		Super Elastomer	450	04,09,64,57,12	T9SX50JI##**YY	79SX50JI##**YY	80SX50JI##**YY	
ErgoLastomer™	450	04,09,64,57,12	T9HU50JI##**YY	79HU50JI##**YY	80HU50JI##**YY			
Conductive Nylon	450	04,09,60,48,57,12	T9CY50JH##**YY	79CY50JH##**YY	80CY50JH##**YY			
Conductive Ultraflex™	450		T9CX50JL64**YY	79CX50JL64**YY	80CX50JL64**YY			

Wheel Dia.	Tread Width	Wheel Type	Load Cap.	Available Bearing Options	Replace + with a desired wheel color			+Color		
					Replace ## with desired wheel bearing					
					#T9 Series	#79	#80			
6"	1-1/2"	Yoke Only					79ZZ60HZ83**YY	80ZZ60HZ83**YY		
		Mold-On Rubber	450	03,6M,57,12		79RS60HB##**YY	80RS60HB##**YY			
		Thermo-Pro™	375	03,6M,57,12		79TP60HI##**YY	80TP60HI##**YY			
		Polyolefin	400	03,6M,57,12		79PO60H+##**YY	80PO60H+##**YY	B,E		
		Phenolic	450	03,6M,57,12		79PH60HB##**YY	80PH60HB##**YY			
		Polyon AL™	450	03,6M		79PA60H+##**YY	80PA60H+##**YY	N,R		
		Poly-Pro™	450	03,6M,57,12		79PP60H+##**YY	80PP60H+##**YY	K,T,U		
		Polyon™	450	03,6M,57,12		79PU60H+##**YY	80PU60H+##**YY	G,V		
		EnergySaver Polyon™	450	03,6M,57,12		79SW60HU##**YY	80SW60HU##**YY			
6"	2"	Yoke Only				T9ZZ60JZ83**YY	79ZZ60JZ83**YY	80ZZ60JZ83**YY		
		Neo-Energizer™	450	04, 09,64, 57, 12	T9EN60JB##**YY	79EN60JB##**YY	80EN60JB##**YY			
		Pneumatic	200		T9FP60JB60**YY	79FP60JB60**YY	80FP60JB60**YY			
		Foam Filled	200		T9FF60JB60**YY	79FF60JB60**YY	80FF60JB60**YY			
		Ever-Roll™	200		T9ER60J+60**YY	79ER60J+60**YY	80ER60J+60**YY	B,I		
		Nomadic™	450	04,09,48,60,57,12	T9NM60JB##**YY	79NM60JB##**YY	80NM60JB##**YY	A,I		
		Rubber on Nylon	450	04,09,48,60,57,12	T9NR60JB##**YY	79NR60JB##**YY	80NR60JB##**YY			
		Dura Cushion™	350	04,09,63,57,12	T9BC60J+##**YY	79BC60J+##**YY	80BC60J+##**YY	X,Z		
		Eco-Rubber	350		T9SN60JB53**YY	79SN60JB53**YY	80SN60JB53**YY			
		Rubber on Aluminum	450	04,09,48,60,57,12	T9RA60JB##**YY	79RA60JB##**YY	80RA60JB##**YY			
		Mold-On Rubber	450	04,09,48,60,57,12	T9RS60JB##**YY	79RS60JB##**YY	80RS60JB##**YY			
		Supreme Rubber	450	04,09,48,60,57,12	T9RH60JS##**YY	79RH60JS##**YY	80RH60JS##**YY			
		Blue Ergo™	450		T9BL60JL63**YY	79BL60JL63**YY	80BL60JL63**YY			
		Thermo-Pro™	450	04,09,60,63,48,57,12	T9TP60J+##**YY	79TP60J+##**YY	80TP60J+##**YY	A,I,T,X,Y,Z		
		Xtreme Wheel	350	04	T9LS60JA62**YY	79LS60JA62**YY	80LS60JA62**YY			
		Polyolefin	450	04,09,60,53,P3,48,57,12	T9PO60J+##**YY	79PO60J+##**YY	80PO60J+##**YY	B,E		
		Nylon	450	04,09,63,57,12	T9NY60JE##**YY	79NY60JE##**YY	80NY60JE##**YY			
		Ironman	450	65, 73	T9NX60JB##**YY	79NX60JB##**YY	80NX60JB##**YY			
		RokHard™	450	04,09,48,60,57,12	T9HI60JB##**YY	79HI60JB##**YY	80HI60JB##**YY			
		BrimStone™	450	04,09,60,90	T9GN60J+##**YY	79GN60J+##**YY	80GN60J+##**YY	B,Q		
		Epoxy	450	04,09,90	T9OV60JQ##**YY	79OV60JQ##**YY	80OV60JQ##**YY			
		MaxRok™	450	04,09,63,57,12	T9MA60JB##**YY	79MA60JB##**YY	80MA60JB##**YY			
		Phenolic	450	04,09,48,60,57,12	T9PH60JB##**YY	79PH60JB##**YY	80PH60JB##**YY			
		Straight-Sided Phenolic	450		T9PH60TB##**YY	79PH60TB##**YY	80PH60TB##**YY			
		High-Temp Phenolic	450	04,09,90	T9HT60JQ##**YY	79HT60JQ##**YY	80HT60JQ##**YY			
		Poly MaxRok™	450	04,09,48,60,57,12	T9MU60J+##**YY	79MU60J+##**YY	80MU60J+##**YY	G,K		
		Polyon AL™	450	04,09,48,60,57,12	T9PA60J+##**YY	79PA60J+##**YY	80PA60J+##**YY	N,R		
		Polyon-C	450	04,09,48,60,57,12	T9PR60JL##**YY	79PR60JL##**YY	80PR60JL##**YY			
		DW-Black	450		T9DW60JLT3**YY	79DW60JLT3**YY	80DW60JLT3**YY			
		DW-Red	450		T9DW60JRT3**YY	79DW60JRT3**YY	80DW60JRT3**YY			
		DW-Blue	450		T9DW60JBT3**YY	79DW60JBT3**YY	80DW60JBT3**YY			
		DW-Gray	450		T9DW60JGT3**YY	79DW60JGT3**YY	80DW60JGT3**YY			
		DW-CROWN-Red	1300		T9DW60XRT3**YY	79DW60XRT3**YY	80DW60XRT3**YY			
		DW-CROWN-Blue	1300		T9DW60XLT3**YY	79DW60XLT3**YY	80DW60XLT3**YY			
				Poly-Pro™	450	04,09,48,60,63,57,12	T9PP60J+##**YY	79PP60J+##**YY	80PP60J+##**YY	D,I,K,M,U,W
					450		T9PP60JP49**YY	79PP60JP49**YY	80PP60JP49**YY	
					450		T9PP60JH63**YY	79PP60JH63**YY	80PP60JH63**YY	
				Polymadic™	450	04,09,48,60,63,57,12	T9PM60J+##**YY	79PM60J+##**YY	80PM60J+##**YY	I,M
				Polyon™	450		T9PU60JV63**YY	79PU60JV63**YY	80PU60JV63**YY	
					450	04,09,48,60,57,12	T9PU60J+##**YY	79PU60J+##**YY	80PU60J+##**YY	G,V
		EnergySaver Polyon™	450	04,09,63,57,12	T9SW60JU##**YY	79SW60JU##**YY	80SW60JU##**YY			
		PolyFlexon™ Cast	450	04,09,63,57,12	T9RP60JK##**YY	79RP60JK##**YY	80RP60JK##**YY			
		PolyFlexon™	450		T9UA60J+64**YY	79UA60J+64**YY	80UA60J+64**YY	N,O		
		D-Polyon	450		T9UD60JL64**YY	79UD60JL64**YY	80UD60JL64**YY			
		Ultraflex™	450		T9UX60J+64**YY	79UX60J+64**YY	80UX60J+64**YY	M,O		
		Champion	450		T9CP60JN64**YY	79CP60JN64**YY	80CP60JN64**YY			
		DuraLastomer™	450	09,48,60,57,12	T9SU60JL##**YY	79SU60JL##**YY	80SU60JL##**YY			
		Super Elastomer	450		T9SX60JI64**YY	79SX60JI64**YY	80SX60JI64**YY			
		ErgoLastomer™	450	04,09,48,60,64,57,12	T9HU60JI##**YY	79HU60JI##**YY	80HU60JI##**YY			
		Titan™ Plymer	450		T9PX60JO63**YY	79PX60JO63**YY	80PX60JO63**YY			
		Conductive Nylon	450		T9CY60JI62**YY	79CY60JI62**YY	80CY60JI62**YY			
		Conductive Ultraflex™	450		T9CX60JL64**YY	79CX60JL64**YY	80CX60JL64**YY			
8"	1-1/2"	Yoke Only					79ZZ80HZ8306YY	80ZZ80HZ8306YY		
		Thermo-Pro™	400			79TP80H+5306YY	80TP80H+5306YY	I,T		
		Poly-Pro™	400			79PP80H+5306YY	80PP80H+5306YY	I,T		
		Rubber on Aluminum	400			79RA80PB5306YY	80RA80PB5306YY			
8"	1-1/2"	Yoke Only						80ZZ80HZ800690		
		Thermo-Pro™	400					80TP80H+530690	I,T	
		Poly-Pro™	400					80PP80H+530690	I,T	
		Rubber on Aluminum	400					80RA80PB530690		

\*The Ever-Roll is not designed to sit with load.

## 27/28/39 Medium Duty Series – Up to 1,250LB

- #39 Series constructed with a 5/8" rivet kingpin for maximum diameter of wheels with a minimum overall height
- Matching total-locking casters available DT & FT series, refer to DT and FT series
- #27 Series constructed with a 5/8" bolt and nut kingpin
- Large selections of wheels, bearings, & brake options
- Bright Zinc finish as standard, Black finish as optional
- Grease fitting in raceway and axle for maintenance
- Features wheels with 1-1/2" and 2" tread widths
- Double ball raceway
- NSF Listed

27UX60JO6417-00P000



27CP60JR6417YY



27BL60JL6317-0T0000



27SX60JI6417-0U0000



### FASTENING PATTERNS

Plate Code	Overall Size	Bolt Hole Pattern	Mounting Bolt Size
17	4" x 4-15/32"	2-5/8" x 3-5/8" to 3" x 3"	3/8"
A7	3-53/64" x 4-13/32"	2-5/8" x 3-5/8" to 3" x 3" w/ 2 x 5/16" holes centered at 3.935" between long-way holes for use on structural framing.	
20	5" x 5-1/2"	4-1/8" x 4-1/2"	
2H	5" x 5-1/2"	4-1/8" x 4-1/2"	1/2"
P3	140mm x 110mm	105mm x 75mm to 80mm	11mm
P1	5-5/16" x 6-11/16"	4-1/8" x 5-1/2"	

### Stem Code


### Size

### Threaded Portion

T1	3/4" - 10 x 2-1/4"	Full Length
F9	3/4" - 16 x 1-1/4"	
84	3/4" - 10 x 4"	
37	3/4" - 10 x 5-1/2"	2" from the top
C7	1" - 8 x 4"	Full Length

### OVERALL HEIGHT AND SWIVEL RADIUS

Wheel Diameter	Overall Height	Denotation Code	27 Series Swivel Radius
3-1/4"	4-1/4" Standard	34	3-1/4"
	4-9/16"	3A	2-3/8"
4"	5-5/8" Standard	40	3-1/4"
	5-1/4"	4A	3-11/16"
5"	6-1/2" Standard	50	4"
	6-1/8" Optional Height	45	3-3/4"
6"	7-1/2" Standard	60	4-9/16"
	7-1/4" Optional	61	4-1/2"
7"	8"	67	5"
8"	9-1/2" Standard	80	6"
	10-1/8" Optional Height	81	6-1/2"
10"	11-3/4"	10	7"
10" x 2.5"	12"	10	7-3/8"



Wheel Dia	Tread Width	Wheel Type	Load Cap.	Available Bearing Options	Replace + with desired wheel color			+Color
					Replace ## with desired wheel bearing			
					#27 Series	#39 Series	#28 Series	
3-1/4"	1-1/2"	Yoke Only			27ZZ34HZ8317YY		28ZZ34HZ8317YY	
		Polyon™	500		27PU34HG0317YY		28PU34HG0317YY	
		High-Temp Phenolic	400	03	27HT34HQ0317YY		28HT34HQ0317YY	
		Phenolic	600	03,6M,57,12,90	27PH34HB##17YY		28PH34HB##17YY	
		Semi-Steel	400	03, 6M, 57, 12	27SS34HS##17YY		28SS34HS##17YY	
		Yoke Only			27ZZ34JZ8317YY		28ZZ34JZ8317YY	
	2"	Polyon™	600	04,09,60,57,12	27PU34JG##17YY		28PU34JG##17YY	
		MaxRok™	900	04,09,60,57,12	27MA34JB##17YY		28MA34JB##17YY	
		Phenolic	700	04,09,60,57,12	27PH34JB##17YY		28PH34JB##17YY	
		Semi-Steel	700	04,09,60,57,12	27SS34JS##17YY		28SS34JS##17YY	
		Yoke Only			27ZZ40HZ8317YY		28ZZ40HZ8317YY	
		4"	1-1/2"	Mold-On Rubber	350	03,6M,57,12	27RS40HB##17YY	
Thermo-Pro™	280			03,6M,57,12	27TP40HI##17YY		28TP40HI##17YY	
Polyolefin	400			03,6M,57,12	27PO40HB##17YY		28PO40HB##17YY	
Phenolic	600			03,6M,57,12	27PH40HB##17YY		28PH40HB##17YY	
High-Temp Phenolic	400			03	27HT40HQ##17YY		28HT40HQ##17YY	
Sterollizer™	350				27BF40HC6117YY		28BF40HC6117YY	
					27SL40HC6117YY		28SL40HC6117YY	
Polyon AL™	700			03,6M,57,12	27PA40H+##17YY		28PA40H+##17YY	N,R
Poly-Pro™	400			03,6M,57,12	27PP40H+##17YY		28PP40H+##17YY	D,K,U
Polyon™	600			03,6M,57,12	27PU40H+##17YY		28PU40H+##17YY	G,V
EnergySaver Polyon™	600				27SW40HU0317YY		28SW40HU0317YY	
BrimStone™	700			03,90	27GN40H+##17YY		28GN40H+##17YY	B,Q
Epoxy	700				27OV40H+9017YY		28OV40H+9017YY	G,Q
Semi-Steel	600			03,6M,57,12	27SS40HS##17YY		28SS40HS##17YY	
Ductile	1200			08, 6M	27DS40HR##17YY		28DS40HR##17YY	
MaxRok™ V-Groove	600			03,6M,57,12	27MV40HT##17YY		28MV40HT##17YY	
Iron V-Groove	350			03,6M,57,12	27VG40HT##17YY		28VG40HT##17YY	
4"	1-13/16"			Solid Steel V-Groove	1250		27SV40IT1417YY	

Wheel Dia	Tread Width	Wheel Type	Load Cap.	Available Bearing Options	Replace + with desired wheel color			+Color
					Replace ## with desired wheel bearing			
					#27 Series	#39 Series	#28 Series	
4"	2"	Yoke Only			27ZZ40JZ83**YY	39ZZ40JZ8317YY	28ZZ40JZ83**YY	
		Neo-Energizer™	500	04,09,60,48,57,12	27EN40JB##**YY	39EN40JB##17YY	28EN40JB##**YY	
		Nomadic™	400	04,09,60,48,57,12	27NM40J+##**YY	39NM40J+##17YY	28NM40J+##**YY	A,I
		Rubber on Nylon	400	04,09,60,48,57,12	27NR40JB##**YY	39NR40JB##17YY	28NR40JB##**YY	
		Rubber on Aluminum	400	04,09,60,48,57,12	27RA40JB##**YY	39RA40JB##17YY	28RA40JB##**YY	
		Low Profile Rubber	300	04,09,60,48,57,12	27LP40JB##**YY	39LP40JB##17YY	28LP40JB##**YY	
		Mold-On Rubber	400	04,09,60,48,57,12	27RS40JB##**YY	39RS40JB##17YY	28RS40JB##**YY	
		Blue Ergo™	400		27BL40JL63**YY	39BL40JL6317YY	28BL40JL63**YY	
		Thermo-Pro™	300	04,09,60,63,48,57,12	27TP40J+##**YY	39TP40J+##17YY	28TP40J+##**YY	A,I,T,Y
		Xtreme Wheel	200	02	27LS40JA62**YY	39LS40JA62**YY	28LS40JA62**YY	
		Polyolefin	500	04,09,60,63,48,57,12	27PO40J+##**YY	39PO40J+##17YY	28PO40J+##**YY	B,E
		Nylon	810	04,09,60,48,57,12	27NY40JE##**YY	39NY40JE##17YY	28NY40JE##**YY	
		Ironman™	1250	04,09,60,48,65,73,12	27NX40JB##**YY	39NX40JB##17YY	28NX40JB##**YY	
		RokHard™	800	04,09,62,57,12	27HI40JB##**YY	39HI40JB##17YY	28HI40JB##**YY	
		BrimStone™	800	04,09,90	27GN40J+##**YY	39GN40J+##17YY	28GN40J+##**YY	B,Q
		Epoxy	800	04,09,90	27OV40JQ##**YY	39OV40JQ##17YY	28OV40JQ##**YY	
		MaxRok™	800	04,09,49,57,12	27MA40JB##**YY	39MA40JB##17YY	28MA40JB##**YY	
		Phenolic	800	04,09,60,48,57,12	27PH40JB##**YY	39PH40JB##17YY	28PH40JB##**YY	
		Straight Sided Phenolic	1000	04,09,60,57,12	27PH40TB##**YY	39PH40TB##17YY	28PH40TB##**YY	
		High-Temp Phenolic	600	04,09,90	27HT40JQ##**YY	39HT40JQ##17YY	28HT40JQ##**YY	
		Polygon MaxRok™	700	04,09,60,48,57,12	27MU40J+##**YY	39MU40J+##17YY	28MU40J+##**YY	G,K
		Polygon AL™	800	04,09,60,48,57,12	27PA40J+##**YY	39PA40J+##17YY	28PA40J+##**YY	N,R
		DW-Black	470		27DW40JLT3**YY	39DW40JLT317YY	28DW40JLT3**YY	
		DW-Red	540		27DW40JRT3**YY	39DW40JRT317YY	28DW40JRT3**YY	
		DW-Blue	960		27DW40JBT3**YY	39DW40JBT317YY	28DW40JBT3**YY	
		DW-Gray	1000		27DW40JGT3**YY	39DW40JGT317YY	28DW40JGT3**YY	
		Crown DW-Red	540		27DW40XRT3**YY	39DW40XRT3**YY	28DW40XRT3**YY	
		Crown DW-Blue	960		27DW40XBT3**YY	39DW40XBT3**YY	28DW40XBT3**YY	
		Poly-Pro™	500	04,09,60,62,48,57,12	27PP40J+##**YY	39PP40J+##17YY	28PP40J+##**YY	D,K,M,U,W
			600		27PP40JP49**YY	39PP40JP4917YY	28PP40JP49**YY	
		Polymadic™	600	04,09,60,49,48,57,12	27PM40J+##**YY	39PM40J+##17YY	28PM40J+##**YY	I,M
		Polygon™	800		27PU40JV63**YY	39PU40JV6317YY	28PU40JV63**YY	
			800	04,09,60,48,57,12	27PU40J+##**YY	39PU40J+##17YY	28PU40J+##**YY	G,V
		EnergySaver Polygon™	800	04,09,60,48,57,12	27SW40JU##**YY	39SW40JU##17YY	28SW40JU##**YY	
		PolyFlexon™ Cast	700	04,09,60,48,57,12	27RP40JK##**YY	39RP40JK##17YY	28RP40JK##**YY	
		PolyFlexon™	900		27UA40JO64**YY	39UA40JO6417YY	28UA40JO64**YY	
		Ultraflex™	900		27UX40J+63**YY	39UX40J+6317YY	28UX40J+63**YY	M,D
		DuraLastomer™	750	09,60,48,57,12	27SU40JL##**YY	39SU40JL##17YY	28SU40JL##**YY	
		Super Elastomer	1200		27SX40JI64**YY	39SX40JI6417YY	28SX40JI64**YY	
		ErgoLastomer™	1000	04,09,64,57,12	27HU40JI##**YY	39HU40JI##17YY	28HU40JI##**YY	
		Semi-Steel	700	04,09,60,48,57,12	27SS40JS##**YY	39SS40JS##17YY	28SS40JS##**YY	
		Heavy Duty Iron	900	04,09,60,48,57,12	27HS40JS##**YY	39HS40JS##17YY	28HS40JS##**YY	
		Ductile	1250	04,09,60,63,57,12	27DS40JR##**YY	39DS40JR##17YY	28DS40JR##**YY	
		Solid Steel	1250	09,63, B1,B5	27MS40JS##**YY	39MS40JS##17YY	28MS40JS##**YY	
		EnergySaver Ductile™	1250	04,60,48,09,B1,B5	27CD40JR##**YY	39CD40JR##17YY	28CD40JR##**YY	
		Ironman™ V-Groove	1000		27NV40JT4P**YY	39NV40JT4P17YY	28NV40JT4P**YY	
		MaxRok™ V-Groove	800	04,09,60,48,57,12	27MV40JT##**YY	39MV40JT##17YY	28MV40JT##**YY	
		Iron V-Groove	600	04,09,60,48,57,12	27VG40JT##**YY	39VG40JT##17YY	28VG40JT##**YY	
		Ductile V-Groove	1250	04,09,60,48,57, B1, B5	27DV40JT##**YY	39DV40JT##17YY	28DV40JT##**YY	
		Conductive Ultraflex™	500		27CX40JL63**YY	39CX40JL6317YY	28CX40JL63**YY	

Wheel Dia	Tread Width	Wheel Type	Load Cap.	Available Bearing Options	Replace + with desired wheel color			+Color
					Replace ## with desired wheel bearing			
					#27 Series	#39 Series	#28 Series	
4"	2"	Yoke Only			27ZZ4AJZ8317YY			
		Neo-Energizer™	500	04,09,60,48,57,12	27EN4AJB##17YY			A,I
		Nomadic™	400	04,09,60,48,57,12	27NM4AJ+##17YY			
		Rubber on Nylon	400	04,09,60,48,57,12	27NR4AJB##17YY			
		Rubber on Aluminum	400	04,09,60,48,57,12	27RA4AJB##17YY			
		Low Profile Rubber	300	04,09,60,48,57,12	27LP4AJB##17YY			
		Mold-On Rubber	400	04,09,60,48,57,12	27RS4AJB##17YY			
		Blue Ergo™	400		27BL4AJL6317YY			
		Thermo-Pro™	300	04,09,60,63,48,57,12	27TP4AJ+##17YY			A,I,T,Y
		Polyolefin	500	04,09,60,63,48,57,12	27PO4AJ+##17YY			B,E
		Nylon	810	04,09,60,48,57,12	27NY4AJE##17YY			
		Ironman™	1250	40,09,60, 48,65,73,12	27NX4AJB##17YY			
		RokHard™	800	04,09,62,57,12	27HI4AJB##17YY			
		BrimStone™	800	04,09,90	27GN4AJ+##17YY			B,Q
		Epoxy	800	04,09,90	27OV4AJ+##17YY			G,Q
		MaxRok™	800	04,09,49,57,12	27MA4AJB##17YY			
		Phenolic	800	04,09,60,48,57,12	27PH4AJB##17YY			
		Phenolic(Straight Sided)	1000	04,09,60,57,12	27PH4ATB##17YY			
		High-Temp Phenolic	600	04,09,90	27HT4AJQ##17YY			
		Polygon MaxRok™	700	04,09,60,48,57,12	27MU4AJ+##17YY			G,K
		Polygon AL™	800	04,09,60,48,57,12	27PA4AJ+##17YY			N,R
		DW-Black	470		27DW4AJLT317YY			
		DW-Red	540		27DW4AJRT317YY			
		DW-Blue	960		27DW4AJBT317YY			
		DW-Gray	1000		27DW4AJGT317YY			
		Crown DW-Red	540		27DW4AXRT317YY			
		Crown DW-Blue	960		27DW4AXB317YY			
		Poly-Pro™	500	04,09,60,62,48,57,12	27PP4AJ+##17YY			D,K,M,U,W
			600		27PP4AJP4917YY			
		Polymadic™	600	04,09,60,49,48,57,12	27PM4AJ+##17YY			I,M
		Polygon™	800	04,09,60,48,57,12	27PU4AJ+##17YY			G,V
			800		27PU4AJV6317YY			
		EnergySaver Polygon™	800	04,09,60,48,57,12	27SW4AJU##17YY			
		PolyFlexon™ Cast	700	04,09,60,48,57,12	27RP4AJK##17YY			
		PolyFlexon™	900		27UA4AJJO6417YY			
		Ultraflex™	900		27UX4AJJO6317YY			
		DuraLastomer™	750	09,60,48,57,12	27SU4AJL##17YY			
		Super Elastomer	1200		27SX4AJI6417YY			
		ErgoLastomer™	1000	04,09,48,60,64,57,12	27HU4AJI##17YY			
		Semi-Steel	700	04,09,60,48,57,12	27SS4AJS##17YY			
Heavy Duty Iron	900	04,09,60,48,57,12	27HS4AJS##17YY					
Ductile	1250	04,09,60,63,57,12	27DS4AJR##17YY					
Solid Steel	1250	09,63, B1,B5	27MS4AJS##17YY					
EnergySaver Ductile™	1250	04,60,48,09,B1,B5	27CD4AJR##17YY					
Ironman™ V-Groove	1000		27NV4AJT4P17YY					
MaxRok™ V-Groove	800	04,09,60,48,57,12	27MV4AJT##17YY					
Iron V-Groove	600	04,09,60,48,57,12	27VG4AJT##17YY					
Ductile V-Groove	1250	04,09,60,48,57, B1, B5	27DV4AJT##17YY					
Conductive Ultraflex™	500		27CX4AJL6317YY					



Wheel Dia	Tread Width	Wheel Type	Load Cap.	Available Bearing Options	Replace + with desired wheel color			+Color	
					Replace ## with desired wheel bearing				
					#27 Series	#39 Series	#28 Series		
5"	1-1/2"	Yoke Only				27ZZ50HZ8317YY		28ZZ50HZ8317YY	
		Mold-On Rubber	350	03,6M,57,12	27RS50HB##17YY		28RS50HB##17YY		
		Thermo-Pro™	300	03,6M,57,12	27TP50HI##17YY		28TP50HI##17YY		
		Polyolefin	450	03,6M,57,90,12	27PO50HB##17YY		28PO50HB##17YY		
		Phenolic	600	03,6M,57,90,12	27PH50HB##17YY		28PH50HB##17YY		
		Polyon AL™	800	03,6M,57,12	27PA50H+##17YY		28PA50H+##17YY	N,R	
		Poly-Pro™	450	03,6M,57,12	27PP50H+##17YY		28PP50H+##17YY	D,K,T,U	
		Polyon™	800	03, 6M, 57, 12	27PU50H+##17YY		28PU50H+##17YY	G,V	
		EnergySaver Polyon™	800	03, 6M, 57, 12	27SW50HU##17YY		28SW50HU##17YY		
		BrimStone™	800	03,90	27GN50HQ##17YY		28GN50HQ##17YY		
Semi-Steel	600	03, 6M, 57, 12	27SS50HS##17YY		28SS50HS##17YY				
5"	2"	Yoke Only					39ZZ40JZ8317YY	28ZZ40JZ83**YY	
		Neo-Energizer™	550	04,09,60,48,57,12		39EN45JB##17YY	28EN45JB##**YY		
		Nomadic™	500	04,09,60,48,57,12		39NM45J+##17YY	28NM45J+##**YY	A,B,I	
		Rubber on Nylon	450	04,09,60,48,57,12		39NR45JB##17YY	28NR45JB##**YY		
		Rubber on Aluminum	500	04,09,60,48,57,12		39RA45JB##17YY	28RA45JB##**YY		
		Mold-On Rubber	400	04,09,60,48,57,12		39RS45JB##17YY	28RS45JB##**YY		
		Blue Ergo™	400			39BL45JL6317YY	28BL45JL63**YY		
		CushEndure™	400			39GR45JB1917YY	28GR45JB19**YY		
		Thermo-Pro™	350	04,09,60,48,57,12		39TP45J+##17YY	28TP45J+##**YY	A,I,T,X,Y,Z	
		Polyolefin	650	04,09,60,48,57,12		39PO45J+##17YY	28PO45J+##**YY	B,E	
		Nylon	900	04,09,60,48,57,12		39NY45JE##17YY	28NY45JE##**YY		
		Ironman	1250	65,73		39NX45J+##17YY	28NX45J+##**YY	B,I	
		RokHard™	900	04,09,62,57,12		39HI45JB##17YY	28HI45JB##**YY		
		BrimStone™	1000	04,09,90		39GN45J+##17YY	28GN45J+##**YY	B,Q	
		Epoxy	1000	04,09,90		39OV45JQ##17YY	28OV45JQ##**YY		
		MaxRok™	1000	04,09,63,49,57,12		39MA45JB##17YY	28MA45JB##**YY		
		Phenolic	1000	04,09,60,48,57,12		39PH45JB##17YY	28PH45JB##**YY		
		Hi-Temp Phenolic	750	04,09,90		39HT45JQ##17YY	28HT45JQ##**YY		
		Sterollizer™	450			39SL45JCB817YY	28SL45JCB8**YY		
		Polyon MaxRok™	1000	04,09,60,63,48,57,12		39MU45J+##17YY	28MU45J+##**YY	G,K	
		Polyon AL™	900	04,09,60,48,57,12		39PA45J+##17YY	28PA45J+##**YY	N,R	
		Polyon-C	900	04,09,60,48,57,12		39PR45JL##17YY	28PR45JL##**YY		
		DW-Black	550			39DW45JLT317YY	28DW45JLT3**YY		
		DW-Red	750			39DW45JRT317YY	28DW45JRT3**YY		
		DW-Blue	1160			39DW45JBT317YY	28DW45JBT3**YY		
		DW-Gray	1200			39DW45JGT317YY	28DW45JGT3**YY		
		Crown DW-Red	750			27DW45XRT317YY	28DW45XRT317YY		
		Crown DW-Blue	1160			27DW45XBT317YY	28DW45XBT317YY		
		Poly-Pro™	600	04,09,48,60,63,57,12		39PP45J+##17YY	28PP45J+##**YY	B,C,D,K,M,U,W	
			700			39PP45JP4917YY	28PP45JP49**YY		
		Polymadic™	750	04,09,48,60,63,57,12		39PP45JH6317YY	28PP45JH63**YY		
		Polyon™	1100			39PM45J+##17YY	28PM45J+##**YY	I,M	
			1100	04,09,60,48,57,12		39PU45JV6317YY	28PU45JV63**YY		
		EnergySaver Polyon™	1250	04,09,60,48,57,12		39PU45J+##17YY	28PU45J+##**YY	G,V	
		PolyFlexon™ Cast	800	04,09,60,48,57,12		39SW45JU##17YY	28SW45JU##**YY		
		PolyFlexon™	900			39RP45JK##17YY	28RP45JK##**YY		
		Ultraflex™	900			39UA45JO6417YY	28UA45JO64**YY		
		D-Polyon	900			39UX45JO6417YY	28UX45JO64**YY	M,D	
		DuraLastomer™	900	09,60,48,57,12		39UD45JL6417YY	28UD45JL64**YY		
		Super Elastomer	1200	04,09,64,57,12		39SU45JL##17YY	28SU45JL##**YY		
		ErgoLastomer™	1250	04,09,64,57,12		39SX45JI##17YY	28SX45JI##**YY		
		Semi-Steel	1000	04,09,60,48,57,12		39HU45JI##17YY	28HU45JI##**YY		
		Heavy Duty Iron	1200	04,09,60,63,57,12		39SS45JS##17YY	28SS45JS##**YY		
		Ductile	1250	04,09,60,63,B1,B5		39HS45JS##17YY	28HS45JS##**YY		
Forged Steel	1250	02,09,60,B1,B5		39DS45JR##17YY	28DS45JR##**YY				
EnergySaver Ductile™	1250	04,09,60,48,B1,B5		39FS45JS##17YY	28FS45JS##**YY				
Iron V-Groove	900	04,09,60,48,57,12		39CD45JR##17YY	28CD45JR##**YY				
Conductive Nylon	630	04,09,60,48,57,12		39VG45JT##17YY	28VG45JT##**YY				
Conductive Ultraflex™	540			27CY45JH##**YY	39CY45JH##17YY	28CY45JH##**YY			
				27CX45JL64**YY	39CX45JL6417YY	28CX45JL64**YY			

Wheel Dia	Tread Width	Wheel Type	Load Cap.	Available Bearing Options	Replace + with desired wheel color			+Color
					Replace ## with desired wheel bearing			
					#27 Series	#39 Series	#28 Series	
5"	2"	Yoke Only			27ZZ50JZ83**YY	39ZZ50JZ8317YY	28ZZ50JZ83**YY	
		Neo-Energizer™	550	04,09,60,48,57,12	27EN50JB##**YY	39EN50JB##17YY	28EN50JB##**YY	A,I
		Nomadic™	500	04,09,60,48,57,12	27NM50J+##**YY	39NM50J+##17YY	28NM50J+##**YY	
		Rubber on Nylon	450	04,09,60,48,57,12	27NR50JB##**YY	39NR50JB##17YY	28NR50JB##**YY	
		Rubber on Aluminum	500	04,09,60,48,57,12	27RA50JB##**YY	39RA50JB##17YY	28RA50JB##**YY	
		Mold-On Rubber	400	04,09,60,48,57,12	27RS50JB##**YY	39RS50JB##17YY	28RS50JB##**YY	
		Blue Ergo™	400		27BL50JL63**YY	39BL50JL6317YY	28BL50JL63**YY	
		CushEndure™	400		27GR50JB19**YY	39GR50JB1917YY	28GR50JB19**YY	
		Thermo-Pro™	350	04,09,60,48,57,12	27TP50J+##**YY	39TP50J+##17YY	28TP50J+##**YY	A,I,T,X,Y,Z
		Xtreme Wheel	250	03	27LS50JA62**YY	39LS50JA62**YY	28LS50JA62**YY	
		Polyolefin	650	04,09,60,48,57,12	27PO50J+##**YY	39PO50J+##17YY	28PO50J+##**YY	B,E
		Nylon	900	04,09,60,48,57,12	27NY50JE##**YY	39NY50JE##17YY	28NY50JE##**YY	
		Ironman	1250	65,73	27NX50J+##**YY	39NX50J+##17YY	28NX50J+##**YY	B,I
		RokHard™	900	04,09,62,57,12	27HI50JB##**YY	39HI50JB##17YY	28HI50JB##**YY	
		BrimStone™	1000	04,09,90	27GN50J+##**YY	39GN50J+##17YY	28GN50J+##**YY	B,Q
		Epoxy	1000	04,09,90	27OV50JQ##**YY	39OV50JQ##17YY	28OV50JQ##**YY	
		MaxRok™	1000	04,09,63,49,57,12	27MA50JB##**YY	39MA50JB##17YY	28MA50JB##**YY	
		Phenolic	1000	04,09,60,48,57,12	27PH50JB##**YY	39PH50JB##17YY	28PH50JB##**YY	
		HI-Temp Phenolic	750	04,09,90	27HT50JQ##**YY	39HT50JQ##17YY	28HT50JQ##**YY	
		Sterollizer™	450		27SL50JCB8**YY	39SL50JCB817YY	28SL50JCB8**YY	
		Polyon MaxRok™	1000	04,09,60,63,48,57,12	27MU50J+##**YY	39MU50J+##17YY	28MU50J+##**YY	G,K
		Polyon AL™	900	04,09,60,48,57,12	27PA50J+##**YY	39PA50J+##17YY	28PA50J+##**YY	N,R
		Polyon-C	900	04,09,60,48,57,12	27PR50JL##**YY	39PR50JL##17YY	28PR50JL##**YY	
		DW-Black	550		27DW50JLT3**YY	39DW50JLT317YY	28DW50JLT3**YY	
		DW-Red	750		27DW50JRT3**YY	39DW50JRT317YY	28DW50JRT3**YY	
		DW-Blue	1160		27DW50JBT3**YY	39DW50JBT317YY	28DW50JBT3**YY	
		DW-Gray	1200		27DW50JGT3**YY	39DW50JGT317YY	28DW50JGT3**YY	
		Crown DW-Red	750		27DW50XRT317YY	39DW50XRT317YY	28DW50XRT317YY	
		Crown DW-Blue	1160		27DW50XBT317YY	39DW50XBT317YY	28DW50XBT317YY	
		Poly-Pro™	600	04,09,48,60,63,57,12	27PP50J+##**YY	39PP50J+##17YY	28PP50J+##**YY	B,C,D,K,M,U,W
			700		27PP50JP49**YY	39PP50JP4917YY	28PP50JP49**YY	
		Polymadic™	750	04,09,48,60,63,57,12	27PP50JH63**YY	39PP50JH6317YY	28PP50JH63**YY	
			750	04,09,48,60,63,57,12	27PM50J+##**YY	39PM50J+##17YY	28PM50J+##**YY	I,M
		Polyon™	1100		27PU50JV63**YY	39PU50JV6317YY	28PU50JV63**YY	
			1100	04,09,60,48,57,12	27PU50J+##**YY	39PU50J+##17YY	28PU50J+##**YY	G,V
		EnergySaver Polyon™	1250	04,09,60,48,57,12	27SW50JU##**YY	39SW50JU##17YY	28SW50JU##**YY	
		PolyFlexon™ Cast	800	04,09,60,48,57,12	27RP50JK##**YY	39RP50JK##17YY	28RP50JK##**YY	
		PolyFlexon™	900		27UA50JO64**YY	39UA50JO6417YY	28UA50JO64**YY	
		Ultraflex™	900		27UX50J+64**YY	39UX50J+6417YY	28UX50J+64**YY	M,D
		D-Polyon	900		27UD50JL64**YY	39UD50JL6417YY	28UD50JL64**YY	
		Duralastomer™	900	09,60,48,57,12	27SU50JL##**YY	39SU50JL##17YY	28SU50JL##**YY	
		Super Elastomer	1200	04,09,64,57,12	27SX50JI##**YY	39SX50JI##17YY	28SX50JI##**YY	
		ErgoLastomer™	1250	04,09,64,57,12	27HU50JI##**YY	39HU50JI##17YY	28HU50JI##**YY	
		Semi-Steel	1000	04,09,60,48,57,12	27SS50JS##**YY	39SS50JS##17YY	28SS50JS##**YY	
		Heavy Duty Iron	1200	04,09,60,63,57,12	27HS50JS##**YY	39HS50JS##17YY	28HS50JS##**YY	
Ductile	1250	04,09,60,63,B1,B5	27DS50JR##**YY	39DS50JR##17YY	28DS50JR##**YY			
Forged Steel	1250	02,09,60,B1,B5	27FS50JS##**YY	39FS50JS##17YY	28FS50JS##**YY			
EnergySaver Ductile™	1250	04,09,60,48,B1,B5	27CD50JR##**YY	39CD50JR##17YY	28CD50JR##**YY			
Iron V-Groove	900	04,09,60,48,57,12	27VG50JT##**YY	39VG50JT##17YY	28VG50JT##**YY			
Conductive Nylon	630	04,09,60,48,57,12	27CY50JH##**YY	39CY50JH##17YY	28CY50JH##**YY			
Conductive Ultraflex™	540		27CX50JL64**YY	39CX50JL6417YY	28CX50JL64**YY			
6"	1-1/2"	Yoke Only			27ZZ60HZ8317YY		28ZZ60HZ8317YY	
		Mold-On Rubber	450	03,6M,57,12	27RS60HB##17YY		28RS60HB##17YY	
		Thermo-Pro™	375	03,6M,57,12	27TP60HI##17YY		28TP60HI##17YY	
		Polyolefin	400	03,6M,57,12	27PO60H+##17YY		28PO60H+##17YY	B,E
		Phenolic	800	03,6M,57,12	27PH60HB##17YY		28PH60HB##17YY	
		Polyon AL™	900	03,6M	27PA60H+##17YY		28PA60H+##17YY	N,R
		Poly-Pro™	600	03,6M,57,12	27PP60H+##17YY		28PP60H+##17YY	K,T,U
		Polyon™	800	03,6M,57,12	27PU60H+##17YY		28PU60H+##17YY	G,V
		EnergySaver Polyon™	850	03,6M,57,12	27SW60HU##17YY		28SW60HU##17YY	
		Semi-Steel	700	03,6M,57,12	27SS60HS##17YY		28SS60HS##17YY	
		1-13/16"	Solid Steel V-Groove	1250		27SV60IT1417YY		28SV60IT1417YY

Wheel Dia	Tread Width	Wheel Type	Load Cap.	Available Bearing Options	Replace + with desired wheel color			+Color	
					Replace ## with desired wheel bearing				
					#27 Series	#39 Series	#28 Series		
6"	2"	Yoke Only				27ZZ60JZ83**YY	39ZZ60JZ8317YY	28ZZ60JZ83**YY	
		Neo-Energizer™	600	04, 09, 64, 57, 12	27EN60JB##**YY	39EN60JB##17YY	28EN60JB##**YY		
		Pneumatic	200		27FP60JB60**YY	39FP60JB6017YY	28FP60JB60**YY		
		Foam Filled	200		27FF60JB60**YY	39FF60JB6017YY	28FF60JB60**YY		
		Ever-Roll™	150		27ER60J+60**YY	39ER60J+6017YY	28ER60J+60**YY	B,I	
		Nomadic™	600	04, 09, 48, 60, 57, 12	27NM60J+##**YY	39NM60J+##17YY	28NM60J+##**YY	A,I	
		Rubber on Nylon	550	04, 09, 48, 60, 57, 12	27NR60JB##**YY	39NR60JB##17YY	28NR60JB##**YY		
		Dura Cushion™	350	04, 09, 63, 57, 12	27BC60J+##**YY	39BC60J+##17YY	28BC60J+##**YY	X,Z	
		Eco-Rubber	350		27SN60JB53**YY	39SN60JB5317YY	28SN60JB53**YY		
		Rubber on Aluminum	550	04, 09, 48, 60, 57, 12	27RA60JB##**YY	39RA60JB##17YY	28RA60JB##**YY		
		Mold-On Rubber	550	04, 09, 48, 60, 57, 12	27RS60JB##**YY	39RS60JB##17YY	28RS60JB##**YY		
		Supreme Rubber	700	04, 09, 48, 60, 57, 12	27RH60JS##**YY	39RH60JS##17YY	28RH60JS##**YY		
		Blue Ergo™	550		27BL60JL63**YY	39BL60JL6317YY	28BL60JL63**YY		
		Thermo-Pro™	500	04, 09, 60, 63, 48, 57, 12	27TP60J+##**YY	39TP60J+##17YY	28TP60J+##**YY	A,I,T,X,Y,Z	
		Xtreme Wheel	350	04	27LS60JA62**YY	39LS60JA62**YY	28LS60JA62**YY		
		Polyolefin	700	04, 09, 60, 53, P3, 48, 57, 12	27PO60J+##**YY	39PO60J+##17YY	28PO60J+##**YY	B,E	
		Nylon	1000	04, 09, 63, 57, 12	27NY60JE##**YY	39NY60JE##17YY	28NY60JE##**YY		
		Ironman	1250	65, 73	27NX60JB##**YY	39NX60JB##17YY	28NX60JB##**YY		
		RokHard™	1000	04, 09, 48, 60, 57, 12	27HI60JB##**YY	39HI60JB##17YY	28HI60JB##**YY		
		BrimStone™	1100	04, 09, 60, 90	27GN60J+##**YY	39GN60J+##17YY	28GN60J+##**YY	B,Q	
		Epoxy	1100	04, 09, 90	27OV60JQ##**YY	39OV60JQ##17YY	28OV60JQ##**YY		
		MaxRok™	1200	04, 09, 63, 57, 12	27MA60JB##**YY	39MA60JB##17YY	28MA60JB##**YY		
		Phenolic	1200	04, 09, 48, 60, 57, 12	27PH60JB##**YY	39PH60JB##17YY	28PH60JB##**YY		
		Straight-Sided Phenolic	1250	04, 09, 48, 60, 57, 12	27PH60TB##**YY	39PH60TB##17YY	28PH60TB##**YY		
		High-Temp Phenolic	900	04, 09, 90	27HT60JQ##**YY	39HT60JQ##17YY	28HT60JQ##**YY		
		Poly MaxRok™	1200	04, 09, 48, 60, 57, 12	27MU60J+##**YY	39MU60J+##17YY	28MU60J+##**YY	G,K	
		Polyon AL™	1200	04, 09, 48, 60, 57, 12	27PA60J+##**YY	39PA60J+##17YY	28PA60J+##**YY	N,R	
		Polyon-C	1200	04, 09, 48, 60, 57, 12	27PR60JL##**YY	39PR60JL##17YY	28PR60JL##**YY		
		DW-Black	700		27DW60JLT3**YY	39DW60JLT317YY	28DW60JLT3**YY		
		DW-Red	960		27DW60JRT3**YY	39DW60JRT317YY	28DW60JRT3**YY		
		DW-Blue	1250		27DW60JBT3**YY	39DW60JBT317YY	28DW60JBT3**YY		
		DW-Gray	1250		27DW60JGT3**YY	39DW60JGT317YY	28DW60JGT3**YY		
		Crown DW-Red	960		27DW60XRT317YY	39DW60XRT317YY	28DW60XRT317YY		
		Crown DW-Blue	1250		27DW60XBT317YY	39DW60XBT317YY	28DW60XBT317YY		
		Poly-Pro™	720	04, 09, 48, 60, 63, 57, 12	27PP60J+##**YY	39PP60J+##17YY	28PP60J+##**YY	D,I,K,M,U,W	
			900		27PP60JP49**YY	39PP60JP4917YY	28PP60JP49**YY		
					27PP60JH63**YY	39PP60JH6317YY	28PP60JH63**YY		
		Polymadic™	900	04, 09, 48, 60, 63, 57, 12	27PM60J+##**YY	39PM60J+##17YY	28PM60J+##**YY	I,M	
		Polyon™	1200		27PU60JV63**YY	39PU60JV6317YY	28PU60JV63**YY		
				04, 09, 48, 60, 57, 12	27PU60J+##**YY	39PU60J+##17YY	28PU60J+##**YY	G,V	
		EnergySaver Polyon™	1250	04, 09, 63, 57, 12	27SW60JU##**YY	39SW60JU##17YY	28SW60JU##**YY		
		PolyFlexon™ Cast	900	04, 09, 63, 57, 12	27RP60JK##**YY	39RP60JK##17YY	28RP60JK##**YY		
		PolyFlexon™	900		27UA60J+64**YY	39UA60J+6417YY	28UA60J+64**YY	N,O	
		D-Polyon	1000		27UD60JL64**YY	39UD60JL6417YY	28UD60JL64**YY		
		Ultraflex™	1000		27UX60J+64**YY	39UX60J+6417YY	28UX60J+64**YY	M,O	
Champion	1200		27CP60JN64**YY	39CP60JN6417YY	28CP60JN64**YY				
DuraLastomer™	1000	09, 48, 60, 57, 12	27SU60JL##**YY	39SU60JL##17YY	28SU60JL##**YY				
Super Elastomer	1250		27SX60JI64**YY	39SX60JI6417YY	28SX60JI64**YY				
ErgoLastomer™	1250	04, 09, 48, 60, 64, 57, 12	27HU60JI##**YY	39HU60JI##17YY	28HU60JI##**YY				
Titan™ Polymer	1250		27PX60JO63**YY	39PX60JO6317YY	28PX60JO63**YY				
Conquer™	1200		27CQ60JR64**YY	39CQ60JR64**YY	28CQ60JR64**YY				
	1200		27CQ60JL64**YY	39CQ60JL64**YY	28CQ60JL64**YY				
Semi-Steel	1200	04, 09, 48, 60, 57, 12	27SS60JS##**YY	39SS60JS##17YY	28SS60JS##**YY				
Heavy Duty Iron	1250	04, 09, 60, 63, 57, 12	27HS60JS##**YY	39HS60JS##17YY	28HS60JS##**YY	S=Flat Tread;			
		04, 09, 60, 48, 57, 12	27HS60JX##**YY	39HS60JX##17YY	28HS60JX##**YY	X=Crown Tread			
Ductile	1250	04, 09, 60, 73, 63, B1, B5	27DS60JR##**YY	39DS60JR##17YY	28DS60JR##**YY				
EnergySaver Ductile™	1250	04, 09, 48, 60, 73, B1, B5	27CD60JR##**YY	39CD60JR##17YY	28CD60JR##**YY				
Forged Steel	1250	04, 09, 73, 63, B1, B5	27FS60JS##**YY	39FS60JS##17YY	28FS60JS##**YY	S=Flat Tread;			
			27FS60JX4P**YY	39FS60JX4P17YY	28FS60JX4P**YY	X=Crown Tread			
Ironman™ V-Groove	1000		27NV60JT4P**YY	39NV60JT4P17YY	28NV60JT4P**YY				
Iron V-Groove	1000	04, 09, 48, 60, 57, 12	27VG60JT##**YY	39VG60JT##17YY	28VG60JT##**YY				
Ductile V-Groove	1250	04, 09, 57, 12, 63, B1, B5	27DV60JT##**YY	39DV60JT##17YY	28DV60JT##**YY				
Conductive Nylon	700		27CY60JI62**YY	39CY60JI6217YY	28CY60JI62**YY				
Conductive Ultraflex™	600		27CX60JL64**YY	39CX60JL6417YY	28CX60JL64**YY				
7"	2"	Eco-Rubber	350		27SN67JB5317YY	39SN67JB5317YY	28SN67JB5317YY		

The Ever-Roll is not designed to sit with a load.

Wheel Dia	Tread Width	Wheel Type	Load Cap.	Available Bearing Options	Replace + with desired wheel color			+Color	
					Replace ## with desired wheel bearing				
					#27 Series	#39 Series	#28 Series		
6"	2"	Yoke Only				27Z61JZ8317YY		28Z61JZ8317YY	
		Neo-Energizer™	600	04, 09, 64, 57, 12	27EN61JB##17YY		28EN61JB##17YY		
		Pneumatic	200		27FP61JB6017YY		28FP61JB6017YY		
		Foam Filled	200		27FF61JB6017YY		28FF61JB6017YY		
		Ever-Roll™	200		27ER61J+6017YY		28ER61J+6017YY	B,I	
		Nomadic™	600	04,09,48,60,57,12	27NM61J+##17YY		28NM61J+##17YY	A,I	
		Rubber on Nylon	550	04,09,48,60,57,12	27NR61JB##17YY		28NR61JB##17YY		
		Dura Cushion™	350	04,09,63,57,12	27BC61J+##17YY		28BC61J+##17YY	X,Z	
		Eco-Rubber	350		27SN61JB5317YY		28SN61JB5317YY		
		Rubber on Aluminum	550	04,09,48,60,57,12	27RA61JB##17YY		28RA61JB##17YY		
		Mold-On Rubber	550	04,09,48,60,57,12	27RS61JB##17YY		28RS61JB##17YY		
		Supreme Rubber	700	04,09,48,60,57,12	27RH61JS##17YY		28RH61JS##17YY		
		Blue Ergo™	550		27BL61JL6317YY		28BL61JL6317YY		
		Thermo-Pro™	500	04,09,60,63,48,57,12	27TP61J+##17YY		28TP61J+##17YY	A,I,T,X,Y,Z	
		Polyolefin	700	04,09,60,53,P3,48,57,12	27PO61J+##17YY		28PO61J+##17YY	B,E	
		Nylon	1000	04,09,63,57,12	27NY61JE##17YY		28NY61JE##17YY		
		Ironman	1250	65, 73	27NX61JB##17YY		28NX61JB##17YY		
		RokHard™	1000	04,09,48,60,57,12	27HI61JB##17YY		28HI61JB##17YY		
		BrimStone™	1100	04,09,60,90	27GN61JQ##17YY		28GN61JQ##17YY		
		Epoxy	1100	04,09,90	27OV61JQ##17YY		28OV61JQ##17YY		
		MaxRok™	1200	04,09,63,57,12	27MA61JB##17YY		28MA61JB##17YY		
		Phenolic	1200	04,09,48,60,57,12	27PH61JB##17YY		28PH61JB##17YY		
		Straight-sided Phenolic	1250		27PH61TB##17YY		28PH61TB##17YY		
		High-Temp Phenolic	900	04,09,90	27HT61JQ##17YY		28HT61JQ##17YY		
		Poly MaxRok™	1200	04,09,48,60,57,12	27MU61J+##17YY		28MU61J+##17YY	G,K	
		Polyon AL™	1200	04,09,48,60,57,12	27PA61J+##17YY		28PA61J+##17YY	N,R	
		Polyon-C	1200	04,09,48,60,57,12	27PR61JL##17YY		28PR61JL##17YY		
		DW-Black	700		27DW61JLT317YY		28DW61JLT317YY		
		DW-Red	960		27DW61JRT317YY		28DW61JRT317YY		
		DW-Blue	1250		27DW61JBT317YY		28DW61JBT317YY		
		DW-Gray	1250		27DW61JGT317YY		28DW61JGT317YY		
		Crown DW-Red	960		27DW61XRT317YY		28DW61XRT317YY		
		Crown DW-Blue	1250		27DW61XBT317YY		28DW61XBT317YY		
		Poly-Pro™	720		04,09,48,60,63,57,12	27PP61J+##17YY		28PP61J+##17YY	D,I,K,M,W,U
			900		27PP61JP4917YY		28PP61JP4917YY		
					27PP61JH6317YY		28PP61JH6317YY		
		Polymadic™	900	04,09,48,60,63,57,12	27PM61J+##17YY		28PM61J+##17YY	I,M	
		Polyon™	1200	04,09,48,60,57,12	27PU61JV6317YY		28PU61JV6317YY		
					27PU61J+##17YY		28PU61J+##17YY	G,V	
		EnergySaver Polyon™	1250	04,09,63,57,12	27SW61JU##17YY		28SW61JU##17YY		
		PolyFlexon™ Cast	900	04,09,63,57,12	27RP61JK##17YY		28RP61JK##17YY		
		PolyFlexon™	900		27UA61J+6417YY		28UA61J+6417YY	N,O	
		D-Polyon	1000		27UD61JL6417YY		28UD61JL6417YY		
		Ultraflex™	1000		27UX61JO6417YY		28UX61JO6417YY		
		Champion	1200		27CP61JN6417YY		28CP61JN6417YY		
DuraLastomer™	1000	09,48,60,57,12	27SU61JL##17YY		28SU61JL##17YY				
Super Elastomer	1250		27SX61JI6417YY		28SX61JI6417YY				
ErgoLastomer™	1250	04,09,48,60,64,57,12	27HU61JI##17YY		28HU61JI##17YY				
Titan™ Plymer	1250		27PX61JO6317YY		28PX61JO6317YY				
Conquer™	1200		27CQ61JR6417YY		28CQ61JR6417YY				
	1200		27CQ61JL6417YY		28CQ61JL6417YY				
Semi-Steel	1200	04,09,48,60,57,12	27SS61JS##17YY		28SS61JS##17YY				
Heavy Duty Iron	1250	04,09,60,63,57,12	27HS61JS##17YY		28HS61JS##17YY	S=Flat Tread; X=Crown Tread			
		09,48,60,57,12	27HS61JX##17YY		28HS61JX##17YY				
Ductile	1250	04,09,60,73,63,B1,B5	27DS61JR##17YY		28DS61JR##17YY				
EnergySaver Ductile™	1250	04,09,48, 60,73,B1,B5	27CD61JR##17YY		28CD61JR##17YY				
Forged Steel	1250	04,09,73,63,B1,B5	27FS61JS##17YY		28FS61JS##17YY	S=Flat Tread; X=Crown Tread			
			27FS61JX4P17YY		28FS61JX4P17YY				
Ironman™ V-Groove	1000		27NV61JT4P17YY		28NV61JT4P17YY				
Iron V-Groove	1000	04,09,48,60,57,12	27VG61JT##17YY		28VG61JT##17YY				
Ductile V-Groove	1250	04,09,57,12,63,B1,B5	27DV61JT##17YY		28DV61JT##17YY				
Conductive Nylon	700		27CY61JI6217YY		28CY61JI6217YY				
Conductive Ultriflex™	600		27CX61JL6417YY		28CX61JL6417YY				

Wheel Dia	Tread Width	Wheel Type	Load Cap.	Available Bearing Options	Replace + with desired wheel color			+Color
					Replace ## with desired wheel bearing			
					#27 Series	#39 Series	#28 Series	
8"	2"	Yoke Only			27ZZ80JZ83**YY	39ZZ80JZ8317YY	28ZZ80JZ83**YY	
		Neo-Energizer™	600	04,09,64,57,12	27EN80JB##**YY	39EN80JB##17YY	28EN80JB##**YY	
		Ever-Roll™	250		27ER80J+##**YY	39ER80J+##17YY	28ER80J+##**YY	B,I
		Nomadic™	700	04,09,48,60,57,12	27NM80J+##**YY	39NM80J+##17YY	28NM80J+##**YY	A,I
		Rubber on Nylon	600	04,09,48,60,57,12	27NR80JB##**YY	39NR80JB##17YY	28NR80JB##**YY	
		Dura Cushion™	450	04,09,63,57,12	27BC80J+##**YY	39BC80J+##17YY	28BC80J+##**YY	X,Z
		Eco-Rubber	450	53,P3	27SN80UC##**YY	39SN80UC##17YY	28SN80UC##**YY	
		Rubber on Aluminum	600	04,09,48,60,57,12	27RA80JB##**YY	39RA80JB##17YY	28RA80JB##**YY	
		Mold-On Rubber	600	04,09,48,60,57,12	27RS80JB##**YY	39RS80JB##17YY	28RS80JB##**YY	
		Supreme Rubber	810	04,09,63,57,12	27RH80JS##**YY	39RH80JS##17YY	28RH80JS##**YY	
		Blue Ergo™	600		27BL80JL63**YY	39BL80JL6317YY	28BL80JL63**YY	
		Thermo-Pro™	600	04,09,60,63,48,57,12	27TP80J+##**YY	39TP80J+##17YY	28TP80J+##**YY	A,I,T,X,Y,Z
		Xtreme Wheel	400	05	27LS80JA62**YY	39LS80JA62**YY	28LS80JA62**YY	
		Polyolefin	900	04,09,60,53,P3,48,57,90,12	27PO80J+##**YY	39PO80J+##17YY	28PO80J+##**YY	B,E
		Nylon	1100	04,09,63,57,12	27NY80JE##**YY	39NY80JE##17YY	28NY80JE##**YY	
		Ironman	1250	65,73	27NX80JB##**YY	39NX80JB##17YY	28NX80JB##**YY	
		RokHard™	1100	04,09,48,60,57,12	27HI80JB##**YY	39HI80JB##17YY	28HI80JB##**YY	
		BrimStone™	1200	04,09,60,90	27GN80J+##**YY	39GN80J+##17YY	28GN80J+##**YY	B,Q
		Epoxy	1200	04,09	27OV80JQ##**YY	39OV80JQ##17YY	28OV80JQ##**YY	
		MaxRok™	1250	04,09,49,57,12	27MA80JB##**YY	39MA80JB##17YY	28MA80JB##**YY	
		Phenolic	1250	04,09,48,60,57,12	27PH80JB##**YY	39PH80JB##17YY	28PH80JB##**YY	
		High-Temp Phenolic	1100	04,09,90	27HT80JQ##**YY	39HT80JQ##17YY	28HT80JQ##**YY	
		Poly MaxRok™	1250	04,09,48,60,57,12	27MU80J+##**YY	39MU80J+##17YY	28MU80J+##**YY	G,K
		Polygon AL™	1250	04,09,48,60,57,12	27PA80J+##**YY	39PA80J+##17YY	28PA80J+##**YY	N,R
		DW-Black	750		27DW80JLT3**YY	39DW80JLT317YY	28DW80JLT3**YY	
		DW-Red	1100		27DW80JRT3**YY	39DW80JRT317YY	28DW80JRT3**YY	
		DW-Blue	1250		27DW80JBT3**YY	39DW80JBT317YY	28DW80JBT3**YY	
		DW-Gray	1250		27DW80JGT3**YY	39DW80JGT317YY	28DW80JGT3**YY	
		Crown DW-Red	1100		27DW80XRT317YY	39DW80XRT317YY	28DW80XRT317YY	
		Crown DW-Blue	1250		27DW80XBT317YY	39DW80XBT317YY	28DW80XBT317YY	
		Poly-Pro™	810	04,09,48,60,63,57,12	27PP80J+##**YY	39PP80J+##17YY	28PP80J+##**YY	C,D,I,K,M,U,W
			1000		27PP80JP49**YY	39PP80JP4917YY	28PP80JP49**YY	
			1000		27PP80JH63**YY	39PP80JH6317YY	28PP80JH63**YY	
		Polymadic™	1000	04,09,48,60,63,57,12	27PM80J+##**YY	39PM80J+##17YY	28PM80J+##**YY	I,M
		Polygon™	1250		27PU80JV63**YY	39PU80JV6317YY	28PU80JV63**YY	
				04,09,48,60,57,12	27PU80J+##**YY	39PU80J+##17YY	28PU80J+##**YY	G,V
		EnergySaver Polygon™	1250	04,09,48,60,57,12	27SW80JU##**YY	39SW80JU##17YY	28SW80JU##**YY	
		PolyFlexon™ Cast	1000		27RP80JK63**YY	39RP80JK6317YY	28RP80JK63**YY	
		PolyFlexon™	1200		27UA80J+64**YY	39UA80J+6417YY	28UA80J+64**YY	N,O
		D-Polygon	1200		27UD80JL64**YY	39UD80JL6417YY	28UD80JL64**YY	
		Ultraflex™	1200		27UX80JO64**YY	39UX80JO6417YY	28UX80JO64**YY	
		Champion	1250		27CP80JN64**YY	39CP80JN6417YY	28CP80JN64**YY	
		DuraLastomer™	1000	09,48,60,57,12	27SU80JL##**YY	39SU80JL##17YY	28SU80JL##**YY	
		Super Elastomer	1250		27SX80JI64**YY	39SX80JI6417YY	28SX80JI64**YY	
		ErgoLastomer™	1250	04,09,64,57,12	27HU80JI##**YY	39HU80JI##17YY	28HU80JI##**YY	
		Titan™ Plymer	1250		27PX80JO63**YY	39PX80JO6317YY	28PX80JO63**YY	
		Conquer™	1250		27CQ80JR64**YY	39CQ80JR6417YY	28CQ80JR6417YY	
			1250		27CQ80JL64**YY	39CQ80JL6417YY	28CQ80JL6417YY	
		Semi-Steel	1250	04,09,48,60,57,12	27SS80JS##**YY	39SS80JS##17YY	28SS80JS##**YY	
		Heavy Duty Iron	1250	04,09,48,60,57,12	27HS80JS##**YY	39HS80JS##17YY	28HS80JS##**YY	S=Flat Tread; X=Crown Tread
	04,09,48,60,57,12		27HS80JX##**YY	39HS80JX##17YY	28HS80JX##**YY			
Ductile	1250	04,09,48,60,B1,B5	27DS80JR##**YY	39DS80JR##17YY	28DS80JR##**YY			
EnergySaver Ductile™	1250	04,09,48,60,B1,B5	27CD80JR##**YY	39CD80JR##17YY	28CD80JR##**YY			
Forged Steel	1250	04,09,63,B5,B1	27FS80JS##**YY	39FS80JS##17YY	28FS80JS##**YY			
			27FS80JX4P**YY	39FS80JX4P17YY	28FS80JX4P**YY			
Ironman™ V-Groove	1200		27NV80JT4P**YY	39NV80JT4P17YY	28NV80JT4P**YY			
Iron V-Groove	1200	04,09,48,60,57,12	27VG80JT##**YY	39VG80JT##17YY	28VG80JT##**YY			
Conductive Nylon	770		27CY80JI62**YY	39CY80JI6217YY	28CY80JI62**YY			
Conductive Ultraflex™	700		27CX80JL64**YY	39CX80JL6417YY	28CX80JL64**YY			

Wheel Dia	Tread Width	Wheel Type	Load Cap.	Available Bearing Options	Replace + with desired wheel color			+Color
					Replace ## with desired wheel bearing			
					#27 Series	#39 Series	#28 Series	
8"	2"	Yoke Only			27ZZ81JZ8317YY		28ZZ81JZ8317YY	
		Neo-Energizer™	600	04,09,64,57,12	27EN81JB##17YY		28EN81JB##17YY	
		Ever-Roll™	250		27ER80J+##**YY		28ER80J+##**YY	B,I
		Nomadic™	700	04,09,48,60,57,12	27NM81J+##17YY		28NM81J+##17YY	A,I
		Rubber on Nylon	600	04,09,48,60,57,12	27NR81JB##17YY		28NR81JB##17YY	
		Dura Cushion™	450	04,09,63,57,12	27BC81J+##17YY		28BC81J+##17YY	X,Z
		Eco-Rubber	450	53,P3	27SN81UC##17YY		28SN81UC##17YY	
		Rubber on Aluminum	600	04,09,48,60,57,12	27RA81JB##17YY		28RA81JB##17YY	
		Mold-On Rubber	600	04,09,48,60,57,12	27RS81JB##17YY		28RS81JB##17YY	
		Supreme Rubber	810	04,09,63,57,12	27RH81JS##17YY		28RH81JS##17YY	
		Blue Ergo™	600		27BL81JL6317YY		28BL81JL6317YY	
		Thermo-Pro™	600	04,09,60,63,48,57,12	27TP81J+##17YY		28TP81J+##17YY	A,I,T,X,Y,Z
		Polyolefin	900	04,09,60,53,P3,48,57,90,12	27PO81J+##17YY		28PO81J+##17YY	B,E
		Nylon	1100	04,09,63,57,12	27NY81JE##17YY		28NY81JE##17YY	
		Ironman	1250	65,73	27NX81JB##17YY		28NX81JB##17YY	
		RokHard™	1100	04,09,48,60,57,12	27HI81JB##17YY		28HI81JB##17YY	
		BrimStone™	1200	04,09,60,90	27GN81J+##17YY		28GN81J+##17YY	B,Q
		Epoxy	1200	04,09	27OV81JQ##17YY		28OV81JQ##17YY	
		MaxRok™	1250	04,09,49,57,12	27MA81JB##17YY		28MA81JB##17YY	
		Phenolic	1250	04,09,48,60,57,12	27PH81JB##17YY		28PH81JB##17YY	
		High-Temp Phenolic	1100	04,09,90	27HT81JQ##17YY		28HT81JQ##17YY	
		Poly MaxRok™	1250	04,09,48,60,57,12	27MU81J+##17YY		28MU81J+##17YY	G,K
		Polyon AL™	1250	04,09,48,60,57,12	27PA81J+##17YY		28PA81J+##17YY	N,R
		DW-Black	750		27DW81JLT317YY		28DW81JLT317YY	
		DW-Red	1100		27DW81JRT317YY		28DW81JRT317YY	
		DW-Blue	1250		27DW81JBT317YY		28DW81JBT317YY	
		DW-Gray	1250		27DW81JGT317YY		28DW81JGT317YY	
		Crown DW-Red	1100		27DW81XRT317YY		28DW81XRT317YY	
		Crown DW-Blue	1250		27DW81XBT317YY		28DW81XBT317YY	
		Poly-Pro™	810	04,09,48,60,63,57,12	27PP81J+##17YY		28PP81J+##17YY	C,D,I,K,M,U,W
			1000		27PP81JP4917YY		28PP81JP4917YY	
			1000		27PP81JH6317YY		28PP81JH6317YY	
		Polymadic™	1000	04,09,48,60,63,57,12	27PM81J+##17YY		28PM81J+##17YY	I,M
		Polyon™	1250		27PU81JV6317YY		28PU81JV6317YY	
				04,09,48,60,57,12	27PU81J+##17YY		28PU81J+##17YY	G,V
		EnergySaver Polyon™	1250	04,09,48,60,57,12	27SW81JU##17YY		28SW81JU##17YY	
		PolyFlexon™ Cast	1000		27RP81JK6317YY		28RP81JK6317YY	
		PolyFlexon™	1200		27UA81J+6417YY		28UA81J+6417YY	N,O
		D-Polyon	1200		27UD81JL6417YY		28UD81JL6417YY	
		Ultraflex™	1200		27UX81JO6417YY		28UX81JO6417YY	
		Champion	1250		27CP81JN6417YY		28CP81JN6417YY	
		DuraLastomer™	1000	09,48,60,57,12	27SU81JL##17YY		28SU81JL##17YY	
		Super Elastomer	1250		27SX81JI6417YY		28SX81JI6417YY	
		ErgoLastomer™	1250	04,09,64,57,12	27HU81JI##17YY		28HU81JI##17YY	
		Titan™ Ploymer	1250		27PX81JO6317YY		28PX81JO6317YY	
Conquer™	1250		27CQ81JM6417YY		28CQ81JM6417YY			
	1250		27CQ81JL6417YY		28CQ81JL6417YY			
Semi-Steel	1250	04,09,48,60,57,12	27SS81JS##17YY		28SS81JS##17YY			
		04,09,48,60,57,12	27HS81JS##17YY		28HS81JS##17YY	S=Flat Tread		
Heavy Duty Iron	1250	04,09,48,60,57,12	27HS81JX##17YY		28HS81JX##17YY	X=Crown Tread		
		04,09,48,60,57,12	27DS81JR##17YY		28DS81JR##17YY			
EnergySaver Ductile™	1250	04,09,48,60,B1,B5	27CD81JR##17YY		28CD81JR##17YY			
Forged Steel	1250	04,09,63,B1,B5	27FS81JS##17YY		28FS81JS##17YY	S=Flat Tread;		
			27FS81JX4P17YY		28FS81JX4P17YY	X=Crown Tread		
Ironman™ V-Groove	1200		27NV81JT4P17YY		28NV81JT4P17YY			
Iron V-Groove	1200	04,09,48,60,57,12	27VG81JT##17YY		28VG81JT##17YY			
Conductive Nylon	770		27CY81JI6217YY		28CY81JI6217YY			
Conductive Ultraflex™	700		27CX81JL6417YY		28CX81JL6417YY			
10"	2-1/2"	Yoke Only			27ZZ10JZ8317YY		28ZZ10JZ8317YY	
		Mold-On Rubber	700	04,09,60,57,12	27RS10JB##17YY		28RS10JB##17YY	
		MaxRok™	1250	04,09,60,57,12	27MA10JB##17YY		28MA10JB##17YY	

\*The Ever-Roll is not designed to sit with a load.

## DT/ FT/ TT Total Lock Casters - Up to 1250 lbs.

Total lock caster locks the wheels and swivel simultaneously with a touch of a toe.

- #DT Leading Total lock, best fit in application where the carts are pulled
- #FT Trailing Total lock, best fit in application where the carts are pushed
- #TT Trailing Total lock, best fit in application where the carts are pushed
- Majority of this series and wheel types are NSF Listed
- Matching standard swivel and rigid casters 27/28
- Grease fitting in raceway and axle for maintenance
- Large selections of wheels & bearings
- Bright Zinc finish as standard
- Double ball raceway

FTDW60JRT317YY



TTUX60JO6417YY



DTSU60JL0917YY



DTSU60JL0917YY



DTSU60JL0917YY



### Fastening Patterns

Plate Code	Overall Size	Bolt Hole Pattern	Mounting Bolt Size
17	4" x 4-15/32"	2-5/8" x 3-5/8" to 3" x 3"	3/8"
20	5" x 5-1/2"	4-1/8" x 4-1/2"	

\* Different type fastening patterns are available , please contact customer service.

### Overall Height and Swivel Radius

Wheel Diameter	Overall Height	Denotation Code	DT Series Swivel Radius	FT Series Swivel Radius	TT Series Swivel Radius
4"	5-5/8"	40	5"	6-1/4"	5-5/16"
5"	6-1/2"	50	5"	6-1/4"	5-11/16"
6"	7-1/2"	60	5"	6-1/4"	5-11/16"
8"	9-1/2"	80	6"	7-1/4"	6-5/8"

Wheel Dia	Tread Width	Wheel Type	Load Cap.	Available Bearing Options	Replace + with desired wheel color			+Color
					Replace ## with desired wheel bearing			
					#DT Series	#FT Series	#TT Series	
4"	2"	Yoke Only			DTZZ40JZ83**YY	FTZZ40JZ83**YY	TTZZ40JZ8317YY	
		Neo-Energizer™	500	04,09,60,48,57,12	DTEN40JB##**YY	FTEN40JB##**YY	TTEN40JB##17YY	
		Nomadic™	400	04,09,60,48,57,12	DTNM40J+##**YY	FTNM40J+##**YY	TTNM40J+##17YY	A,I
		Rubber on Nylon	400	04,09,60,48,57,12	DTNR40JB##**YY	FTNR40JB##**YY	TTNR40JB##17YY	
		Rubber on Aluminum	400	04,09,60,48,57,12	DTRA40JB##**YY	FTRA40JB##**YY	TTRA40JB##17YY	
		Low Profile Rubber	300	04,09,60,48,57,12	DTLP40JB##**YY	FTLP40JB##**YY	TTLP40JB##17YY	
		Mold-On Rubber	400	04,09,60,48,57,12	DTRS40JB##**YY	FTRS40JB##**YY	TTRS40JB##17YY	
		Blue Ergo™	400		DTBL40JL63**YY	FTBL40JL63**YY	TTBL40JL6317YY	
		Thermo-Pro™	300	04,09,60,63,48,57,12	DTPP40J+##**YY	FTTP40J+##**YY	TTTP40J+##17YY	A,I,T,Y
		Xtreme Wheel	200	02	DTLS40JA62**YY	FTLS40JA62**YY	TTLS40JA62**YY	
		Polyolefin	500	04,09,60,63,48,57,12	DTPO40J+##**YY	FTPO40J+##**YY	TTPO40J+##17YY	B,E
		Nylon	810	04,09,60,48,57,12	DTNY40JE##**YY	FTNY40JE##**YY	TTNY40JE##17YY	
		Ironman™	1250	04,09,60, 48,65,73,12	DTNX40JB##**YY	FTNX40JB##**YY	TTNX40JB##17YY	
		RokHard™	800	04,09,62,57,12	DTHI40JB##**YY	FTHI40JB##**YY	TTHI40JB##17YY	
		BrimStone™	800	04,09,90	DTGN40J+##**YY	FTGN40J+##**YY	TTGN40J+##17YY	B,Q
		Epoxy	800	04,09,90	DTOV40JQ##**YY	FTOV40JQ##**YY	TTOV40JQ##17YY	
		MaxRok™	800	04,09,49,57,12	DTMA40JB##**YY	FTMA40JB##**YY	TTMA40JB##17YY	
		Phenolic	800	04,09,60,48,57,12	DTPH40JB##**YY	FTPH40JB##**YY	TTPH40JB##17YY	
		Phenolic Straight Sided	1000	04,09,60,57,12	DTPH40TB##**YY	FTPH40TB##**YY	TTPH40TB##17YY	
		High-Temp Phenolic	600	04,09,90	DTHT40JQ##**YY	FTHT40JQ##**YY	THT40JQ##17YY	
		Polygon MaxRok™	700	04,09,60,48,57,12	DTMU40J+##**YY	FTMU40J+##**YY	TTMU40J+##17YY	G,K
		Polygon AL™	800	04,09,60,48,57,12	DTPA40J+##**YY	FTPA40J+##**YY	TTPA40J+##17YY	N,R
		DW-Black	470			FTDW40JLT3**YY		
		DW-Red	540			FTDW40JRT3**YY		
		DW-Blue	960			FTDW40JBT3**YY		
		DW-Gray	1000			FTDW40JGT3**YY		
		Poly-Pro™	500	04,09,60,62,48,57,12	DTPP40J+##**YY	FTPP40J+##**YY	TTTP40J+##17YY	D,K,M,U,W
			600		DTPP40JP49**YY	FTPP40JP49**YY	TTTP40JP4917YY	
		Polymadic™	600	04,09,60,49,48,57,12	DTPM40J+##**YY	FTPM40J+##**YY	TTPM40J+##17YY	I,M
		Polygon™	800		DTPU40JV63**YY	FTPU40JV63**YY	TTPU40JV6317YY	
			800	04,09,60,48,57,12	DTPU40J+##**YY	FTPU40J+##**YY	TTPU40J+##17YY	G,V
		EnergySaver Polygon™	800	04,09,60,48,57,12	DTSW40JU##**YY	FTSW40JU##**YY	TTSW40JU##17YY	
		PolyFlexon™ Cast	700	04,09,60,48,57,12	DTRP40JK##**YY	FTRP40JK##**YY	TTRP40JK##17YY	
		PolyFlexon™	900		DTUA40JO64**YY	FTUA40JO64**YY	TTUA40JO6417YY	
		Ultraflex™	900		DTUX40J+63**YY	FTUX40J+63**YY	TTUX40J+6317YY	M,O
		DuraLastomer™	750	09,60,48,57,12	DTSU40JL##**YY	FTSU40JL##**YY	TTSU40JL##17YY	
		Super Elastomer	1200		DTSX40JI64**YY	FTSX40JI64**YY	TTSX40JI6417YY	
		ErgoLastomer™	1000	04,09,64,57,12	DTHU40JI##**YY	FTHU40JI##**YY	TTHU40JI##17YY	
		Semi-Steel	700	04,09,60,48,57,12	DTSS40JS##**YY	FTSS40JS##**YY	TTSS40JS##17YY	
		Heavy Duty Iron	900	04,09,60,48,57,12	DTHS40JS##**YY	FTHS40JS##**YY	TTHS40JS##17YY	
Ductile	1250	04,09,60,63,57,12	DTDS40JR##**YY	FTDS40JR##**YY	TTDS40JR##17YY			
Solid Steel	1250	09,63, B1,B5	DTMS40JS##**YY	FTMS40JS##**YY	TTMS40JS##17YY			
EnergySaver Ductile™	1250	04,60,48,09,B1,B5	DTCD40JR##**YY	FTCD40JR##**YY	TTCD40JR##17YY			
Conductive Ultraflex™	500		DTCX40JL63**YY	FTCX40JL63**YY	TTCX40JL6317YY			



Wheel Dia	Tread Width	Wheel Type	Load Cap.	Available Bearing Options	Replace + with desired wheel color			+Color
					Replace ## with desired wheel bearing			
					#DT Series	#FT Series	#TT Series	
5"	2"	Yoke Only			DTZZ50JZ83**YY	FTZZ50JZ83**YY	TTZZ50JZ8317YY	
		Neo-Energizer™	550	04,09,60,48,57,12	DTEN50JB##**YY	FTEN50JB##**YY	TTEN50JB##17YY	
		Nomadic™	500	04,09,60,48,57,12	DTNM50J+##**YY	FTNM50J+##**YY	TTNM50J+##17YY	A,I
		Rubber on Nylon	450	04,09,60,48,57,12	DTNR50JB##**YY	FTNR50JB##**YY	TTNR50JB##17YY	
		Rubber on Aluminum	500	04,09,60,48,57,12	DTRA50JB##**YY	FTRA50JB##**YY	TTRA50JB##17YY	
		Mold-On Rubber	400	04,09,60,48,57,12	DTRS50JB##**YY	FTRS50JB##**YY	TTRS50JB##17YY	
		Blue Ergo™	400		DTBL50JL63**YY	FTBL50JL63**YY	TTBL50JL6317YY	
		CushEndure™	400		DTGR50JB19**YY	FTGR50JB19**YY	TTGR50JB1917YY	
		Thermo-Pro™	350	04,09,60,48,57,12	DTPP50J+##**YY	FTTP50J+##**YY	TTTP50J+##17YY	A,I,T,X,Y,Z
		Xtreme Wheel	250	03	DTLS50JA62**YY	FTLS50JA62**YY	TTLS50JA62**YY	
		Polyolefin	650	04,09,60,48,57,12	DTPO50J+##**YY	FTPO50J+##**YY	TTPO50J+##17YY	B,E
		Nylon	900	04,09,60,48,57,12	DTNY50JE##**YY	FTNY50JE##**YY	TTNY50JE##17YY	
		Ironman	1250	65,73	DTNX50J+##**YY	FTNX50J+##**YY	TTNX50J+##17YY	B,I
		RokHard™	900	04,09,62,57,12	DTHI50JB##**YY	FTHI50JB##**YY	TTHI50JB##17YY	
		BrimStone™	1000	04,09,90	DTGN50J+##**YY	FTGN50J+##**YY	TTGN50J+##17YY	B,Q
		Epoxy	1000	04,09,90	DTOV50JQ##**YY	FTOV50JQ##**YY	TTOV50JQ##17YY	
		MaxRok™	1000	04,09,63,49,57,12	DTMA50JB##**YY	FTMA50JB##**YY	TTMA50JB##17YY	
		Phenolic	1000	04,09,60,48,57,12	DTPH50JB##**YY	FTPH50JB##**YY	TTPH50JB##17YY	
		Hi-Temp Phenolic	750	04,09,90	DTHT50JQ##**YY	FTHT50JQ##**YY	TTHT50JQ##17YY	
		Sterollizer™	450		DTSL50JCB8**YY	FTSL50JCB8**YY	TTSL50JCB817YY	
		Polyon MaxRok™	1000	04,09,60,63,48,57,12	DTMU50J+##**YY	FTMU50J+##**YY	TTMU50J+##17YY	G,K
		Polyon AL™	900	04,09,60,48,57,12	DTPA50J+##**YY	FTPA50J+##**YY	TTPA50J+##17YY	N,R
		Polyon - C	900	04,09,60,48,57,12	DTPR50JL##**YY	FTPR50JL##**YY	TTPR50JL##17YY	
		DW-Black	550			FTDW50JLT3**YY		
		DW-Red	750			FTDW50JRT3**YY		
		DW-Blue	1160			FTDW50JBT3**YY		
		DW-Gray	1200			FTDW50JGT3**YY		
		Poly-Pro™	600	04,09,48,60,63,57,12	DTPP50J+##**YY	FTPP50J+##**YY	TTPP50J+##17YY	B,C,D,K,M,U,W
			700		DTPP50JP49**YY	FTPP50JP49**YY	TTPP50JP4917YY	
					DTPP50JH63**YY	FTPP50JH63**YY	TTPP50JH6317YY	
		Polymadic™	750	04,09,48,60,63,57,12	DTPM50J+##**YY	FTPM50J+##**YY	TTPM50J+##17YY	I,M
		Polyon™	1100		DTPU50JV63**YY	FTPU50JV63**YY	TTPU50JV6317YY	
			1100	04,09,60,48,57,12	DTPU50J+##**YY	FTPU50J+##**YY	TTPU50J+##17YY	G,V
		EnergySaver Polyon™	1250	04,09,60,48,57,12	DTSW50JU##**YY	FTSW50JU##**YY	TTSW50JU##17YY	
		PolyFlexon™ Cast	800	04,09,60,48,57,12	DTRP50JK##**YY	FTRP50JK##**YY	TTTP50JK##17YY	
		PolyFlexon™	900		DTUA50JO64**YY	FTUA50JO64**YY	TTUA50JO6417YY	
		Ultraflex™	900		DTUX50JO64**YY	FTUX50JO64**YY	TTUX50JO6417YY	M,O
		D-Polyon	900		DTUD50JL64**YY	FTUD50JL64**YY	TTUD50JL6417YY	
		DuraLastomer™	900	09,60,48,57,12	DTSU50JL##**YY	FTSU50JL##**YY	TTSU50JL##17YY	
		Super Elastomer	1200	04,09,64,57,12	DTSX50JI##**YY	FTSX50JI##**YY	TTSX50JI##17YY	
ErgoLastomer™	1250	04,09,64,57,12	DTHU50JI##**YY	FTHU50JI##**YY	TTHU50JI##17YY			
Semi-Steel	1000	04,09,60,48,57,12	DTSS50JS##**YY	FTSS50JS##**YY	TTSS50JS##17YY			
Heavy Duty Iron	1200	04,09,60,63,57,12	DTHS50JS##**YY	FTHS50JS##**YY	TTHS50JS##17YY			
Ductile	1250	04,09,60,63,B1,B5	DTDS50JR##**YY	FTDS50JR##**YY	TTDS50JR##17YY			
Forged Steel	1250	02,09,60,B1,B5	DTFS50JS##**YY	FTFS50JS##**YY	TTFS50JS##17YY			
EnergySaver Ductile™	1250	04,09,60,48,B1,B5	DTCD50JR##**YY	FTCD50JR##**YY	TTCD50JR##17YY			
Conductive Nylon	630	04,09,60,48,57,12	DTCY50JH##**YY	FTCY50JH##**YY	TTCY50JH##17YY			
Conductive Ultraflex™	540		DTCX50JL64**YY	FTCX50JL64**YY	TTCX50JL6417YY			

Wheel Dia	Tread Width	Wheel Type	Load Cap.	Available Bearing Options	Replace + with desired wheel color			+Color
					Replace ## with desired wheel bearing			
					#DT Series	#FT Series	#TT Series	
6"	2"	Yoke Only			DTZZ60JZ83**YY	FTZZ60JZ83**YY	TTZZ60JZ8317YY	
		Neo-Energizer™	600	04, 09,64, 57, 12	DTEN60JB##**YY	FTEN60JB##**YY	TTEN60JB##17YY	
		Pneumatic	200		DTFP60JB60**YY	FTFP60JB60**YY	TTFP60JB6017YY	
		Foam Filled	200		DFFF60JB60**YY	FTFF60JB60**YY	TFFF60JB6017YY	
		Ever-Roll™	200		DTER60J+60**YY	FTER60J+60**YY	TTER60J+6017YY	B,I
		Nomadic™	600	04,09,48,60,57,12	DTNM60J+##**YY	FTNM60J+##**YY	TTNM60J+##17YY	A,I
		Rubber on Nylon	550	04,09,48,60,57,12	DTNR60JB##**YY	FTNR60JB##**YY	TNR60JB##17YY	
		Dura Cushion™	350	04,09,63,57,12	DTBC60J+##**YY	FTBC60J+##**YY	TBC60J+##17YY	X,Z
		Eco-Rubber	350		DTSN60JB53**YY	FTSN60JB53**YY	TTSN60JB5317YY	
		Rubber on Aluminum	550	04,09,48,60,57,12	DTRA60JB##**YY	FTRA60JB##**YY	TTRA60JB##17YY	
		Mold-On Rubber	550	04,09,48,60,57,12	DTRS60JB##**YY	FTRS60JB##**YY	TTRS60JB##17YY	
		Supreme Rubber	700	04,09,48,60,57,12	DTRH60JS##**YY	FTRH60JS##**YY	TTRH60JS##17YY	
		Blue Ergo™	550		DTBL60JL63**YY	FTBL60JL63**YY	TBL60JL6317YY	
		Thermo-Pro™	500	04,09,60,63,48,57,12	DTPP60J+##**YY	FTTP60J+##**YY	TTPP60J+##17YY	A,I,T,X,Y,Z
		Xtreme Wheel	350	04	DTLS60JA62**YY	FTLS60JA62**YY	TLS60JA62**YY	
		Polyolefin	700	04,09,60,53,P3,48,57,12	DTPO60J+##**YY	FTPO60J+##**YY	TTPO60J+##17YY	B,E
		Nylon	1000	04,09,63,57,12	DTNY60JE##**YY	FTNY60JE##**YY	TNY60JE##17YY	
		Ironman	1250	65, 73	DTNX60JB##**YY	FTNX60JB##**YY	TNX60JB##17YY	
		RokHard™	1000	04,09,48,60,57,12	DTHI60JB##**YY	FTHI60JB##**YY	TTHI60JB##17YY	
		BrimStone™	1100	04,09,60,90	DTGN60J+##**YY	FTGN60J+##**YY	TGN60J+##17YY	B,Q
		Epoxy	1100	04,09,90	DTOV60JQ##**YY	FTOV60JQ##**YY	TTOV60JQ##17YY	
		MaxRok™	1200	04,09,63,57,12	DTMA60JB##**YY	FTMA60JB##**YY	TMA60JB##17YY	
		Phenolic	1200		DTPH60JB##**YY	FTPH60JB##**YY	TTPH60JB##17YY	
		Straight-Sided Phenolic	1250	04,09,48,60,57,12	DTPH60TB##**YY	FTPH60TB##**YY	TTPH60TB##17YY	
		High-Temp Phenolic	900	04,09,90	DTHT60JQ##**YY	FTHT60JQ##**YY	THT60JQ##17YY	
		Poly MaxRok™	1200	04,09,48,60,57,12	DTMU60J+##**YY	FTMU60J+##**YY	TTMU60J+##17YY	G,K
		Polygon AL™	1200	04,09,48,60,57,12	DTPA60J+##**YY	FTPA60J+##**YY	TTPA60J+##17YY	N,R
		Polygon-C	1200	04,09,48,60,57,12	DTPR60JL##**YY	FTPR60JL##**YY	TTPR60JL##17YY	
		DW-Black	700			FTDW60JLT3**YY		
		DW-Red	960			FTDW60JRT3**YY		
		DW-Blue	1250			FTDW60JBT3**YY		
		DW-Gray	1250			FTDW60JGT3**YY		
		Crown DW-Red	960			FTDW60XRT3**YY		
		Crown DW-Blue	1250			FTDW60XBT3**YY		
		Poly-Pro™	720	04,09,48,60,63,57,12	DTPP60J+##**YY	FTPP60J+##**YY	TTPP60J+##17YY	D,I,K,M,U,W
			900		DTPP60JP49**YY	FTPP60JP49**YY	TTPP60JP4917YY	
		Polymadic™	900	04,09,48,60,63,57,12	DTPP60JH63**YY	FTPP60JH63**YY	TTPP60JH6317YY	
			900		DTPM60J+##**YY	FTPM60J+##**YY	TTPM60J+##17YY	I,M
		Polygon™	1200		DTPU60JV63**YY	FTPU60JV63**YY	TTPU60JV6317YY	
			1200	04,09,48,60,57,12	DTPU60J+##**YY	FTPU60J+##**YY	TTPU60J+##17YY	G,V
		EnergySaver Polygon™	1250	04,09,63,57,12	DTSW60JU##**YY	FTSW60JU##**YY	TTSW60JU##17YY	
		PolyFlexon™ Cast	900	04,09,63,57,12	DTRP60JK##**YY	FTRP60JK##**YY	TTRP60JK##17YY	
		PolyFlexon™	900		DTUA60J+64**YY	FTUA60J+64**YY	TUA60J+6417YY	N,O
		D-Polygon	1000		DTUD60JL64**YY	FTUD60JL64**YY	TUD60JL6417YY	
		Ultraflex™	1000		DTUX60JO64**YY	FTUX60JO64**YY	TUX60JO6417YY	
Champion	1200		DTCP60JN64**YY	FTCP60JN64**YY	TCP60JN6417YY			
DuraLastomer™	1000	09,48,60,57,12	DTSU60JL##**YY	FTSU60JL##**YY	TTSU60JL##17YY			
Super Elastomer	1250		DTSX60JI64**YY	FTSX60JI64**YY	TTSX60JI6417YY			
ErgoLastomer™	1250	04,09,48,60,64,57,12	DTHU60JI##**YY	FTHU60JI##**YY	TTHU60JI##17YY			
Titan™ Polymer	1250		DTPX60JO63**YY	FTPX60JO63**YY	TTPX60JO6317YY			
Conquer™	1200		DTCQ60JR64**YY	FTCQ60JR64**YY	TTCQ60JR6417YY			
	1200		DTCQ60JL64**YY	FTCQ60JL64**YY	TTCQ60JL6417YY			
Semi-Steel	1200	04,09,48,60,57,12	DTSS60JS##**YY	FTSS60JS##**YY	TSS60JS##17YY			
Heavy Duty Iron	1250	04,09,60,63,57,12	DTHS60JS##**YY	FTHS60JS##**YY	TTHS60JS##17YY	S=Flat Tread;		
	1250	04,09,60,48,57,12	DTHS60JX##**YY	FTHS60JX##**YY	TTHS60JX##17YY	X=Crown Tread		
Ductile	1250	04,09,60,73,63,B1,B5	DTDS60JR##**YY	FTDS60JR##**YY	TTDS60JR##17YY			
EnergySaver Ductile™	1250	04,09,48, 60,73,B1,B5	DTCD60JR##**YY	FTCD60JR##**YY	TTC60JR##17YY			
Forged Steel	1250	04,09,73,63,B1,B5	DTFS60JS##**YY	FTFS60JS##**YY	TTFS60JS##17YY	S=Flat Tread;		
	1250		DTFS60JX4P**YY	FTFS60JX4P**YY	TTFS60JX4P17YY	X=Crown Tread		
Conductive Nylon	700		DTCY60JI62**YY	FTCY60JI62**YY	TTCY60JI6217YY			
Conductive Ultraflex™	600		DTCX60JL64**YY	FTCX60JL64**YY	TTCX60JL6417YY			

\*The Ever-Roll is not designed to sit with a load.

Wheel Dia	Tread Width	Wheel Type	Load Cap.	Available Bearing Options	Replace + with desired wheel color			+Color
					Replace ## with desired wheel bearing			
					#DT Series	#FT Series	#TT Series	
8"	2"	Yoke Only			DTZZ80JZ83**YY	FTZZ80JZ83**YY	TTZZ80JZ8317YY	
		Neo-Energizer™	600	04,09,64,57,12	DTEN80JB##**YY	FTEN80JB##**YY	TTEN80JB##17YY	
		Nomadic™	700	04,09,48,60,57,12	DTNM80J+##**YY	FTNM80J+##**YY	TTNM80J+##17YY	A,I
		Rubber on Nylon	600	04,09,48,60,57,12	DTNR80JB##**YY	FTNR80JB##**YY	TTNR80JB##17YY	
		Dura Cushion™	450	04,09,63,57,12	DTBC80J+##**YY	FTBC80J+##**YY	TBC80J+##17YY	X,Z
		Eco-Rubber	450	53,P3	DTSN80UC##**YY	FTSN80UC##**YY	TTSN80UC##17YY	
		Rubber on Aluminum	600	04,09,48,60,57,12	DTRA80JB##**YY	FTRA80JB##**YY	TTRA80JB##17YY	
		Mold-On Rubber	600	04,09,48,60,57,12	DTRS80JB##**YY	FTRS80JB##**YY	TTRS80JB##17YY	
		Supreme Rubber	810	04,09,63,57,12	DTRH80JS##**YY	FTRH80JS##**YY	TTRH80JS##17YY	
		Blue Ergo™	600		DTBL80JL63**YY	FTBL80JL63**YY	TBL80JL6317YY	
		Thermo-Pro™	600	04,09,60,63,48,57,12	DTTP80J+##**YY	FTTP80J+##**YY	TTP80J+##17YY	A,I,T,X,Y,Z
		Xtreme Wheel			DTLS80JA62**YY	FTLS80JA62**YY	TLS80JA62**YY	
		Polyolefin	900	04,09,60,53,P3,48,57,90,12	DTPO80J+##**YY	FTPO80J+##**YY	TTPO80J+##17YY	B,E
		Nylon	1100	04,09,63,57,12	DTNY80JE##**YY	FTNY80JE##**YY	TNY80JE##17YY	
		Ironman	1250	65,73	DTNX80JB##**YY	FTNX80JB##**YY	TNX80JB##17YY	
		RokHard™	1100	04,09,48,60,57,12	DTHI80JB##**YY	FTHI80JB##**YY	TTHI80JB##17YY	
		BrimStone™	1200	04,09,60,90	DTGN80J+##**YY	FTGN80J+##**YY	TGN80J+##17YY	B,Q
		Epoxy	1200	04,09	DTOV80JQ##**YY	FTOV80JQ##**YY	TTOV80JQ##17YY	
		MaxRok™	1250	04,09,49,57,12	DTMA80JB##**YY	FTMA80JB##**YY	TMA80JB##17YY	
		Phenolic	1250	04,09,48,60,57,12	DTPH80JB##**YY	FTPH80JB##**YY	TTPH80JB##17YY	
		High - Temp Phenolic	1100	04,09,90	DTHT80JQ##**YY	FHT80JQ##**YY	THT80JQ##17YY	
		Poly MaxRok™	1250	04,09,48,60,57,12	DTMU80J+##**YY	FTMU80J+##**YY	TTMU80J+##17YY	G,K
		Polyon AL™	1250	04,09,48,60,57,12	DTPA80J+##**YY	FTPA80J+##**YY	TTPA80J+##17YY	N,R
		DW-Black	750			FTDW80JLT3**YY		
		DW-Red	1100			FTDW80JRT3**YY		
		DW-Blue	1250			FTDW80JBT3**YY		
		DW-Gray	1250			FTDW80JGT3**YY		
		Crown DW-Red	1100			FTDW80XRT3**YY		
		Crown DW-Blue	1250			FTDW80XBT3**YY		
		Poly-Pro™	810	04,09,48,60,63,57,12	DTPP80J+##**YY	FTPP80J+##**YY	TTPP80J+##17YY	C,D,I,K,M,U,W
			1000		DTPP80JP49**YY	FTPP80JP49**YY	TTPP80JP4917YY	
			1000		DTPP80JH63**YY	FTPP80JH63**YY	TTPP80JH6317YY	
		Polymadic™	1000	04,09,48,60,63,57,12	DTPM80J+##**YY	FTPM80J+##**YY	TTPM80J+##17YY	I,M
		Polyon™	1250		DTPU80JV63**YY	FTPU80JV63**YY	TTPU80JV6317YY	
				04,09,48,60,57,12	DTPU80J+##**YY	FTPU80J+##**YY	TTPU80J+##17YY	G,V
		EnergySaver Polyon™	1250	04,09,48,60,57,12	DTSW80JU##**YY	FTSW80JU##**YY	TTSW80JU##17YY	
		PolyFlexon™ Cast	1000		DTRP80JK63**YY	FTRP80JK63**YY	TTRP80JK6317YY	
		PolyFlexon™	1200		DTUA80J+64**YY	FTUA80J+64**YY	TUA80J+6417YY	N,O
		D-Polyon	1200		DTUD80JL64**YY	FTUD80JL64**YY	TUD80JL6417YY	
		Ultraflex™	1200		DTUX80J)64**YY	FTUX80J+64**YY	TUX80J+6417YY	M,O
		Champion	1250		DTCP80JN64**YY	FTCP80JN64**YY	TTCP80JN6417YY	
		DuraLastomer™	1000	09,48,60,57,12	DTSU80JL##**YY	FTSU80JL##**YY	TTSU80JL##17YY	
		Super Elastomer	1250		DTSX80JI64**YY	FTSX80JI64**YY	TTSX80JI6417YY	
		ErgoLastomer™	1250	04,09,64,57,12	DTHU80JI##**YY	FTHU80JI##**YY	TTHU80JI##17YY	
		Titan™ Ploymer	1250		DTPX80JO63**YY	FTPX80JO63**YY	TTPX80JO6317YY	
Conquer™	1250		DTCQ80JR64**YY	FTCQ80JR6417YY	TTCQ80JR6417YY			
	1250		DTCQ80JL64**YY	FTCQ80JL6417YY	TTCQ80JL6417YY			
Semi-Steel	1250	04,09,48,60,57,12	DTSS80JS##**YY	FTSS80JS##**YY	TSS80JS##17YY			
Heavy Duty Iron	1250	04,09,48,60,57,12	DTHS80JS##**YY	FTHS80JS##**YY	TTHS80JS##17YY	S=Flat Tread		
			DTHS80JX##**YY	FTHS80JX##**YY	TTHS80JX##17YY	X=Crown Tread		
Ductile	1250	04,09,48,60,B1,B5	DTDS80JR##**YY	FTDS80JR##**YY	TDS80JR##17YY			
EnergySaver Ductile™	1250	04,09,48,60,B1,B5	DTCD80JR##**YY	FTCD80JR##**YY	TCD80JR##17YY			
Forged Steel	1250	04,09,63,B5,B1	DTFS80JS##**YY	FTFS80JS##**YY	TFS80JS##17YY	S=Flat Tread		
			DTFX80JX4P**YY	FTFX80JX4P**YY	TFX80JX4P17YY	X=Crown Tread		
Conductive Nylon	770		DTCY80JI62**YY	FTCY80JI62**YY	TTCY80JI6217YY			
Conductive Ultraflex™	700		DTCX80JL64**YY	FTCX80JL64**YY	TTCX80JL6417YY			

\*The Ever-Roll is not designed to sit.

# 41/42 Kingpinless Casters - 2000lb

A complete series of kingpinless swivel and total lock casters

- Designed to be the ultimate solution of traditional casters with kingpin being loosened from lateral force
- Extended swivel radius for better maneuverability is available for 6" and 8"
- ASTM45 Steel precisely CNC machined raceway
- Hardened Raceway and ball bearings
- Bright Zinc finish is standard
- 1/4" thick top plate and legs

41DS60JR0917YY



41DW60XBT317-000004



42HU60JI6417YY



41CP60JR6417-0U0000



41UX60JO6417TTL



### FASTENING PATTERNS

Plate Code	Overall Size	Bolt Hole Pattern	Mounting Bolt Size
17	4" x 4-15/32"	2-5/8" x 3-5/8" to 3" x 3" w/2 x 5/16" holes centered at 4.013" between long-way holes for use on structural framing	3/8"
19	4-1/2" x 6-1/4"	2-7/16" x 4-15/16" to 3-3/8" x 5-1/4"	1/2"

### Overall Height and Swivel Radius

Wheel Diameter	Overall Height	Denotation Code	Swivel Radius	Total Lock Swivel Radius
4"	5-5/8"	40	3-1/4"	6"
5"	6-1/2"	50	3-7/8"	6"
6"	7-1/2"	60	4-9/16"	6"
		66	5-1/2"	
		67	5-3/4"	
8"	9-1/2"	80	6"	6"
	10-1/8"	81	6-3/4"	
	9-1/2"	85	7-3/4"	
	10-1/2"	89	7-1/2"	



Wheel Dia	Tread Width	Wheel Type	Load Cap.	Available Bearing Options	Replace + with desired wheel color			+Color
					Replace ## with desired wheel bearing			
					SWIVEL	RIGID	TOTAL	
Yoke Only					41ZZ40JZ83**YY	42ZZ40JZ83**YY	41ZZ40JZ83**TTL	
4"	1-13/16"	Solid Steel V-Groove	2000		41SV40IT1417YY	42SV40IT1417YY	41SV40IT1417TTL	
		Neo-Energizer™	500	04,09,60,48,57,12	41EN40JB##**YY	42EN40JB##**YY	41EN40JB##**TTL	
		Nomadic™	400	04,09,60,48,57,12	41NM40J+##**YY	42NM40J+##**YY	41NM40J+##**TTL	A,I
		Rubber on Nylon	400	04,09,60,48,57,12	41NR40JB##**YY	42NR40JB##**YY	41NR40JB##**TTL	
		Rubber on Aluminum	400	04,09,60,48,57,12	41RA40JB##**YY	42RA40JB##**YY	41RA40JB##**TTL	
		Low Profile Rubber	300	04,09,60,48,57,12	41LP40JB##**YY	42LP40JB##**YY	41LP40JB##**TTL	
		Mold-On Rubber	400	04,09,60,48,57,12	41RS40JB##**YY	42RS40JB##**YY	41RS40JB##**TTL	
		Blue Ergo™	400		41BL40JL63**YY	42BL40JL63**YY	41BL40JL63**TTL	
		Thermo-Pro™	300	04,09,60,63,48,57,12	41TP40J+##**YY	42TP40J+##**YY	41TP40J+##**TTL	A,I,T,Y
		Xtreme Wheel	200	02	41LS40JA62**YY	42LS40JA62**YY	41LS40JA62**TTL	
		Polyolefin	500	04,09,60,63,48,57,12	41PO40J+##**YY	42PO40J+##**YY	41PO40J+##**TTL	B,E
		Nylon	810	04,09,60,48,57,12	41NY40JE##**YY	42NY40JE##**YY	41NY40JE##**TTL	
		Ironman™	2000	04,09,60,48,65,73,12	41NX40JB##**YY	42NX40JB##**YY	41NX40JB##**TTL	
		RokHard™	800	04,09,62,57,12	41HI40JB##**YY	42HI40JB##**YY	41HI40JB##**TTL	
		BrimStone™	800	04,09,90	41GN40J+##**YY	42GN40J+##**YY	41GN40J+##**TTL	B,Q
		Epoxy	800	04,09,90	41OV40JQ##**YY	42OV40JQ##**YY	41OV40JQ##**TTL	
		MaxRok™	800	04,09,49,57,12	41MA40JB##**YY	42MA40JB##**YY	41MA40JB##**TTL	
		Phenolic	800	04,09,60,48,57,12	41PH40JB##**YY	42PH40JB##**YY	41PH40JB##**TTL	
		Phenolic Straight Sided	1000	04,09,60,57,12	41PH40TB##**YY	42PH40TB##**YY	41PH40TB##**TTL	
		High-Temp Phenolic	600	04,09,90	41HT40JQ##**YY	42HT40JQ##**YY	41HT40JQ##**TTL	
		Polyon MaxRok™	700	04,09,60,48,57,12	41MU40J+##**YY	42MU40J+##**YY	41MU40J+##**TTL	G,K
		Polyon AL™	800	04,09,60,48,57,12	41PA40J+##**YY	42PA40J+##**YY	41PA40J+##**TTL	N,R
		DW-Black	470		41DW40JLT3**YY	42DW40JLT3**YY	41DW40JLT3**TTL	
		DW-Red	540		41DW40JRT3**YY	42DW40JRT3**YY	41DW40JRT3**TTL	
		DW-Blue	960		41DW40JBT3**YY	42DW40JBT3**YY	41DW40JBT3**TTL	
		DW-Gray	1000		41DW40JGT3**YY	42DW40JGT3**YY	41DW40JGT3**TTL	
		Poly-Pro™	500	04,09,60,62,48,57,12	41PP40J+##**YY	42PP40J+##**YY	41PP40J+##**TTL	D,K,M,U,W
			600		41PP40JP49**YY	42PP40JP49**YY	41PP40JP49**TTL	
		Polymadic™	600	04,09,60,49,48,57,12	41PM40J+##**YY	42PM40J+##**YY	41PM40J+##**TTL	I,M
			800		41PU40JV63**YY	42PU40JV63**YY	41PU40JV63**TTL	
		Polyon™	800	04,09,60,48,57,12	41PU40J+##**YY	42PU40J+##**YY	41PU40J+##**TTL	G,V
		EnergySaver Polyon™	800	04,09,60,48,57,12	41SW40JU##**YY	42SW40JU##**YY	41SW40JU##**TTL	
		PolyFlexon™ Cast	700	04,09,60,48,57,12	41RP40JK##**YY	42RP40JK##**YY	41RP40JK##**TTL	
		PolyFlexon™	900		41UA40JO64**YY	42UA40JO64**YY	41UA40JO64**TTL	
		Ultraflex™	900		41UX40J+63**YY	42UX40J+63**YY	41UX40J+63**TTL	M,O
		Duralastomer™	750	09,60,48,57,12	41SU40JL##**YY	42SU40JL##**YY	41SU40JL##**TTL	
		Super Elastomer	1200		41SX40JI64**YY	42SX40JI64**YY	41SX40JI64**TTL	
		ErgoLastomer™	1000	04,09,64,57,12	41HU40JI##**YY	42HU40JI##**YY	41HU40JI##**TTL	
		Semi-Steel	700	04,09,60,48,57,12	41SS40JS##**YY	42SS40JS##**YY	41SS40JS##**TTL	
		Heavy Duty Iron	900	04,09,60,48,57,12	41HS40JS##**YY	42HS40JS##**YY	41HS40JS##**TTL	
		Ductile	1500	04,09,60,63,57,12	41DS40JR##**YY	42DS40JR##**YY	41DS40JR##**TTL	
		Solid Steel	2000	09,63, B1, B5	41MS40JS##**YY	42MS40JS##**YY	41MS40JS##**TTL	
		EnergySaver Ductile™	1500	04,60,48,09, B1, B5	41CD40JR##**YY	42CD40JR##**YY	41CD40JR##**TTL	
		Ironman™ V-Groove	2000		41NV40JT4P**YY	42NV40JT4P**YY	41NV40JT4P**TTL	
		MaxRok™ V-Groove	800	04,09,60,48,57,12	41MV40JT##**YY	42MV40JT##**YY	41MV40JT##**TTL	
Iron V-Groove	600	04,09,60,48,57,12	41VG40JT##**YY	42VG40JT##**YY	41VG40JT##**TTL			
Ductile V-Groove	1500	04,09,60,48,57, B1, B5	41DV40JT##**YY	42DV40JT##**YY	41DV40JT##**TTL			
Conductive Ultraflex™	500		41CX40JL63**YY	42CX40JL63**YY	41CX40JL63**TTL			

\*The Ever-Roll is not designed to sit.

Wheel Dia	Tread Width	Wheel Type	Load Cap.	Available Bearing Options	Replace + with desired wheel color			+Color
					Replace ## with desired wheel bearing			
					SWIVEL	RIGID	TOTAL	
5"	2"	Yoke Only			41ZZ50JZ83**YY	42ZZ50JZ83**YY	41ZZ50JZ83**TTL	
		Neo-Energizer™	550	04,09,60,48,57,12	41EN50JB##**YY	42EN50JB##**YY	41EN50JB##**TTL	
		Nomadic™	500	04,09,60,48,57,12	41NM50J+##**YY	42NM50J+##**YY	41NM50J+##**TTL	A,I
		Rubber on Nylon	450	04,09,60,48,57,12	41NR50JB##**YY	42NR50JB##**YY	41NR50JB##**TTL	
		Rubber on Aluminum	500	04,09,60,48,57,12	41RA50JB##**YY	42RA50JB##**YY	41RA50JB##**TTL	
		Mold-On Rubber	400	04,09,60,48,57,12	41RS50JB##**YY	42RS50JB##**YY	41RS50JB##**TTL	
		Blue Ergo™	400		41BL50JL63**YY	42BL50JL63**YY	41BL50JL63**TTL	
		CushEndure™	400		41GR50JB19**YY	42GR50JB19**YY	41GR50JB19**TTL	
		Thermo-Pro™	350	04,09,60,48,57,12	41TP50J+##**YY	42TP50J+##**YY	41TP50J+##**TTL	A,I,T,X,Y,Z
		Xtreme Wheel	250	03	41LS50JA62**YY	42LS50JA62**YY	41LS50JA62**TTL	
		Polyolefin	650	04,09,60,48,57,12	41PO50J+##**YY	42PO50J+##**YY	41PO50J+##**TTL	B,E
		Nylon	900	04,09,60,48,57,12	41NY50JE##**YY	42NY50JE##**YY	41NY50JE##**TTL	
		Ironman	2000	65,73	41NX50J+##**YY	42NX50J+##**YY	41NX50J+##**TTL	B,I
		RokHard™	900	04,09,62,57,12	41HI50JB##**YY	42HI50JB##**YY	41HI50JB##**TTL	
		BrimStone™	1000	04,09,90	41GN50J+##**YY	42GN50J+##**YY	41GN50J+##**TTL	B,Q
		Epoxy	1000	04,09,90	41OV50JQ##**YY	42OV50JQ##**YY	41OV50JQ##**TTL	
		MaxRok™	1000	04,09,63,49,57,12,60	41MA50JB##**YY	42MA50JB##**YY	41MA50JB##**TTL	
		Phenolic	1000	04,09,60,48,57,12	41PH50JB##**YY	42PH50JB##**YY	41PH50JB##**TTL	
		Hi-Temp Phenolic	750	04,09,90	41HT50JQ##**YY	42HT50JQ##**YY	41HT50JQ##**TTL	
		Sterollizer™	450		41SL50JCB8**YY	42SL50JCB8**YY	41SL50JCB8**TTL	
		Polygon MaxRok™	1000	04,09,60,63,48,57,12	41MU50J+##**YY	42MU50J+##**YY	41MU50J+##**TTL	G,K
		Polygon AL™	900	04,09,60,48,57,12	41PA50J+##**YY	42PA50J+##**YY	41PA50J+##**TTL	N,R
		Polygon - C	900	04,09,60,48,57,12	41PR50JL##**YY	42PR50JL##**YY	41PR50JL##**TTL	
		DW-Black	550		41DW50JLT3**YY	42DW50JLT3**YY	41DW50JLT3**TTL	
		DW-Red	750		41DW50JRT3**YY	42DW50JRT3**YY	41DW50JRT3**TTL	
		DW-Blue	1160		41DW50JBT3**YY	42DW50JBT3**YY	41DW50JBT3**TTL	
		DW-Gray	1200		41DW50JGT3**YY	42DW50JGT3**YY	41DW50JGT3**TTL	
		Poly-Pro™	600	04,09,48,60,63,57,12	41PP50J+##**YY	42PP50J+##**YY	41PP50J+##**TTL	B,C,D,K,M,U,W
			700		41PP50JP49**YY	42PP50JP49**YY	41PP50JP49**TTL	
					41PP50JH63**YY	42PP50JH63**YY	41PP50JH63**TTL	
		Polymadic™	750	04,09,48,60,63,57,12	41PM50J+##**YY	42PM50J+##**YY	41PM50J+##**TTL	I,M
		Polygon™	1100		41PU50JV63**YY	42PU50JV63**YY	41PU50JV63**TTL	
			1100	04,09,60,48,57,12	41PU50J+##**YY	42PU50J+##**YY	41PU50J+##**TTL	G,V
		EnergySaver Polygon™	1300	04,09,60,48,57,12	41SW50JU##**YY	42SW50JU##**YY	41SW50JU##**TTL	
		PolyFlexon™ Cast	800	04,09,60,48,57,12	41RP50JK##**YY	42RP50JK##**YY	41RP50JK##**TTL	
		PolyFlexon™	900		41UA50JO64**YY	42UA50JO64**YY	41UA50JO64**TTL	
		Ultraflex™	900		41UX50J+64**YY	42UX50J+64**YY	41UX50J+64**TTL	M,O
		D-Polygon	900		41UD50JL64**YY	42UD50JL64**YY	41UD50JL64**TTL	
		DuraLastomer™	900	09,60,48,57,12	41SU50JL##**YY	42SU50JL##**YY	41SU50JL##**TTL	
		Super Elastomer	1200	04,09,64,57,12	41SX50JI##**YY	42SX50JI##**YY	41SX50JI##**TTL	
		ErgoLastomer™	1400	04,09,64,57,12	41HU50JI##**YY	42HU50JI##**YY	41HU50JI##**TTL	
		Semi-Steel	1000	04,09,60,48,57,12	41SS50JS##**YY	42SS50JS##**YY	41SS50JS##**TTL	
Heavy Duty Iron	1200	04,09,60,63,57,12	41HS50JS##**YY	42HS50JS##**YY	41HS50JS##**TTL			
Ductile	1500	04,09,60,63,B1,B5	41DS50JR##**YY	42DS50JR##**YY	41DS50JR##**TTL			
Forged Steel	2000	02,09,60,B5,B1	41FS50JS##**YY	42FS50JS##**YY	41FS50JS##**TTL			
EnergySaver Ductile™	1500	04,09,60,48,B1,B5	41CD50JR##**YY	42CD50JR##**YY	41CD50JR##**TTL			
Iron V-Groove	900	04,09,60,48,57,12	41VG50JT##**YY	42VG50JT##**YY	41VG50JT##**TTL			
Conductive Nylon	630	04,09,60,48,57,12	41CY50JH##**YY	42CY50JH##**YY	41CY50JH##**TTL			
Conductive Ultraflex™	540		41CX50JL64**YY	42CX50JL64**YY	41CX50JL64**TTL			

\*The Ever-Roll is not designed to sit.

Wheel Dia	Tread Width	Wheel Type	Load Cap.	Available Bearing Options	Replace + with desired wheel color			+Color	
					Replace ## with desired wheel bearing				
					SWIVEL	RIGID	TOTAL		
6"	2"	Yoke Only				41ZZ60JZ83**YY	42ZZ60JZ83**YY	41ZZ60JZ83**TTL	
		Neo-Energizer™	600	04, 09,64, 57, 12	41EN60JB##**YY	42EN60JB##**YY	41EN60JB##**TTL		
		Pneumatic	200		41FP60JB60**YY	42FP60JB60**YY	41FP60JB60**TTL		
		Foam Filled	200		41FF60JB60**YY	42FF60JB60**YY	41FF60JB60**TTL		
		Ever-Roll™	200		41ER60J+60**YY	42ER60J+60**YY	41ER60J+60**TTL	B,I	
		Nomadic™	600	04,09,48,60,57,12	41NM60J+##**YY	42NM60J+##**YY	41NM60J+##**TTL	A,I	
		Rubber on Nylon	550	04,09,48,60,57,12	41NR60JB##**YY	42NR60JB##**YY	41NR60JB##**TTL		
		Dura Cushion™	350	04,09,63,57,12	41BC60J+##**YY	42BC60J+##**YY	41BC60J+##**TTL	X,Z	
		Eco-Rubber	350		41SN60JB53**YY	42SN60JB53**YY	41SN60JB53**TTL		
		Rubber on Aluminum	550	04,09,48,60,57,12	41RA60JB##**YY	42RA60JB##**YY	41RA60JB##**TTL		
		Mold-On Rubber	550	04,09,48,60,57,12	41RS60JB##**YY	42RS60JB##**YY	41RS60JB##**TTL		
		Supreme Rubber	700	04,09,48,60,57,12	41RH60JS##**YY	42RH60JS##**YY	41RH60JS##**TTL		
		Blue Ergo™	550		41BL60JL63**YY	42BL60JL63**YY	41BL60JL63**TTL		
		Thermo-Pro™	500	04,09,60,63,48,57,12	41TP60J+##**YY	42TP60J+##**YY	41TP60J+##**TTL	A,I,T,X,Y,Z	
		Xtreme Wheel	350	04	41LS60JA62**YY	42LS60JA62**YY	41LS60JA62**TTL		
		Polyolefin	700	04,09,60,53,P3,48,57,12	41PO60J+##**YY	42PO60J+##**YY	41PO60J+##**TTL	B,E	
		Nylon	1000	04,09,63,57,12	41NY60JE##**YY	42NY60JE##**YY	41NY60JE##**TTL		
		Ironman	2000	65, 73	41NX60JB##**YY	42NX60JB##**YY	41NX60JB##**TTL		
		RokHard™	1000	04,09,48,60,57,12	41HI60JB##**YY	42HI60JB##**YY	41HI60JB##**TTL		
		BrimStone™	1100	04,09,60,90	41GN60J+##**YY	42GN60J+##**YY	41GN60J+##**TTL	B,Q	
		Epoxy	1100	04,09,90	41OV60JQ##**YY	42OV60JQ##**YY	41OV60JQ##**TTL		
		MaxRok™	1200	04,09,63,57,12	41MA60JB##**YY	42MA60JB##**YY	41MA60JB##**TTL		
		Phenolic	1200		41PH60JB##**YY	42PH60JB##**YY	41PH60JB##**TTL		
		Straight-Sided Phenolic	1500	04,09,48,60,57,12	41PH60TB##**YY	42PH60TB##**YY	41PH60TB##**TTL		
		High-Temp Phenolic	900	04,09,90	41HT60JQ##**YY	42HT60JQ##**YY	41HT60JQ##**TTL		
		Poly MaxRok™	1200	04,09,48,60,57,12	41MU60J+##**YY	42MU60J+##**YY	41MU60J+##**TTL	G,K	
		Polyon AL™	1200	04,09,48,60,57,12	41PA60J+##**YY	42PA60J+##**YY	41PA60J+##**TTL	N,R	
		Polyon-C	1200	04,09,48,60,57,12	41PR60JL##**YY	42PR60JL##**YY	41PR60JL##**TTL		
		DW-Black	700		41DW60JLT3**YY	42DW60JLT3**YY	41DW60JLT3**TTL		
		DW-Red	960		41DW60JRT3**YY	42DW60JRT3**YY	41DW60JRT3**TTL		
		DW-Blue	1400		41DW60JBT3**YY	42DW60JBT3**YY	41DW60JBT3**TTL		
		DW-Gray	1400		41DW60JGT3**YY	42DW60JGT3**YY	41DW60JGT3**TTL		
		Crown DW-Red	960		41DW60XRT3**YY	42DW60XRT3**YY	41DW60XRT3**TTL		
		Crown DW-Blue	1400		41DW60XBT3**YY	42DW60XBT3**YY	41DW60XBT3**TTL		
		Poly-Pro™	720	04,09,48,60,63,57,12	41PP60J+##**YY	42PP60J+##**YY	41PP60J+##**TTL	D,I,K,M,U,W	
			900		41PP60JP49**YY	42PP60JP49**YY	41PP60JP49**TTL		
		Polymadic™	900	04,09,48,60,63,57,12	41PM60J+##**YY	42PM60J+##**YY	41PM60J+##**TTL	I,M	
			1200		41PU60JV63**YY	42PU60JV63**YY	41PU60JV63**TTL		
		Polyon™	1200	04,09,48,60,57,12	41PU60J+##**YY	42PU60J+##**YY	41PU60J+##**TTL	G,V	
			1400	04,09,63,57,12	41SW60JU##**YY	42SW60JU##**YY	41SW60JU##**TTL		
		EnergySaver Polyon™	1400	04,09,63,57,12	41SW60JU##**YY	42SW60JU##**YY	41SW60JU##**TTL		
		PolyFlexon™ Cast	900	04,09,63,57,12	41RP60JK##**YY	42RP60JK##**YY	41RP60JK##**TTL		
PolyFlexon™	900		41UA60J+64**YY	42UA60J+64**YY	41UA60J+64**TTL	N,O			
D-Polyon	1000		41UD60JL64**YY	42UD60JL64**YY	41UD60JL64**TTL				
Ultraflex™	1000		41UX60J+64**YY	42UX60J+64**YY	41UX60J+64**TTL	M,O			
Champion	1200		41CP60JN64**YY	42CP60JN64**YY	41CP60JN64**TTL				
DuraLastomer™	1000	09,48,60,57,12	41SU60JL##**YY	42SU60JL##**YY	41SU60JL##**TTL				
Super Elastomer	1400		41SX60JI64**YY	42SX60JI64**YY	41SX60JI64**TTL				
ErgoLastomer™	1700	04,09,48,60,64,57,12	41HU60JI##**YY	42HU60JI##**YY	41HU60JI##**TTL				
Titan™ Ploymer	2000		41PX60JO63**YY	42PX60JO63**YY	41PX60JO63**TTL				
Conquer™	1800		41CQ60JM64**YY	42CQ60JM64**YY	41CQ60JM64**TTL				
	1800		41CQ60JL64**YY	42CQ60JL64**YY	41CQ60JL64**TTL				
Semi-Steel	1200	04,09,48,60,57,12	41SS60JS##**YY	42SS60JS##**YY	41SS60JS##**TTL				
Heavy Duty Iron	1400	04,09,60,63,57,12	41HS60JS##**YY	42HS60JS##**YY	41HS60JS##**TTL	S=Flat Tread; X=Crown Tread			
	2000	04,09,60,48,57,12	41HS60JX##**YY	42HS60JX##**YY	41HS60JX##**TTL				
Ductile	2000	04,09,60,73,63,B1,B5	41DS60JR##**YY	42DS60JR##**YY	41DS60JR##**TTL				
EnergySaver Ductile™	2000	04,09,48, 60,73,B1,B5	41CD60JR##**YY	42CD60JR##**YY	41CD60JR##**TTL				
Forged Steel	2000	04,09,73,63,B1,B5	41FS60JS##**YY	42FS60JS##**YY	41FS60JS##**TTL	S=Flat Tread; X=Crown Tread			
	2000		41FS60JX4P**YY	42FS60JX4P**YY	41FS60JX4P**TTL				
Ironman™ V-Groove	2000		41NV60JT4P**YY	42NV60JT4P**YY	41NV60JT4P**TTL				
Iron V-Groove	1000	04,09,48,60,57,12	41VG60JT##**YY	42VG60JT##**YY	41VG60JT##**TTL				
Ductile V-Groove	1500	04,09,57,12,63,B1,B5	41DV60JT##**YY	42DV60JT##**YY	41DV60JT##**TTL				
Conductive Nylon	700		41CY60JI62**YY	42CY60JI62**YY	41CY60JI62**TTL				
Conductive Ultraflex™	600		41CX60JL64**YY	42CX60JL64**YY	41CX60JL64**TTL				

\*The Ever-Roll is not designed to sit.

Wheel Dia	Tread Width	Wheel Type	Load Cap.	Available Bearing Options	Replace + with desired wheel color			+Color
					Replace ## with desired wheel bearing			
					SWIVEL	RIGID	TOTAL	
6"	2"	Yoke Only			41ZZ66JZ8317YY	42ZZ66JZ8317YY		
		Neo-Energizer™	600	04, 09, 64, 57, 12	41EN66JB##17YY	42EN66JB##17YY		
		Pneumatic	200		41FP66JB6017YY	42FP66JB6017YY		
		Foam Filled	200		41FF66JB6017YY	42FF66JB6017YY		
		Ever-Roll™	200		41ER66J+6017YY	42ER66J+6017YY		B,I
		Nomadic™	600	04,09,48,60,57,12	41NM66J+##17YY	42NM66J+##17YY		A,I
		Rubber on Nylon	550	04,09,48,60,57,12	41NR66JB##17YY	42NR66JB##17YY		
		Dura Cushion™	350	04,09,63,57,12	41BC66J+##17YY	42BC66J+##17YY		X,Z
		Eco-Rubber	350		41SN66JB5317YY	42SN66JB5317YY		
		Rubber on Aluminum	550	04,09,48,60,57,12	41RA66JB##17YY	42RA66JB##17YY		
		Mold-On Rubber	550	04,09,48,60,57,12	41RS66JB##17YY	42RS66JB##17YY		
		Supreme Rubber	700	04,09,48,60,57,12	41RH66JS##17YY	42RH66JS##17YY		
		Blue Ergo™	550		41BL66JL6317YY	42BL66JL6317YY		
		Thermo-Pro™	500	04,09,60,63,48,57,12	41TP66J+##17YY	42TP66J+##17YY		A,I,T,X,Y,Z
		Polyolefin	700	04,09,60,53,P3,48,57,12	41PO66J+##17YY	42PO66J+##17YY		B,E
		Nylon	1000	04,09,63,57,12	41NY66JE##17YY	42NY66JE##17YY		
		Ironman	2000	65, 73	41NX66JB##17YY	42NX66JB##17YY		
		RokHard™	1000	04,09,48,60,57,12	41HI66JB##17YY	42HI66JB##17YY		
		BrimStone™	1100	04,09,60,90	41GN66JQ##17YY	42GN66JQ##17YY		
		Epoxy	1100	04,09,90	41OV66JQ##17YY	42OV66JQ##17YY		
		MaxRok™	1200	04,09,63,57,12	41MA66JB##17YY	42MA66JB##17YY		
		Phenolic	1200	04,09,48,60,57,12	41PH66JB##17YY	42PH66JB##17YY		
		Straight-sided Phenolic	1500		41PH66TB##17YY	42PH66TB##17YY		
		High-Temp Phenolic	900	04,09,90	41HT66JQ##17YY	42HT66JQ##17YY		
		Poly MaxRok™	1200	04,09,48,60,57,12	41MU66J+##17YY	42MU66J+##17YY		G,K
		Polyon AL™	1200	04,09,48,60,57,12	41PA66J+##17YY	42PA66J+##17YY		N,R
		Polyon-C	1200	04,09,48,60,57,12	41PR66JL##17YY	42PR66JL##17YY		
		DW-Black	700		41DW66JLT317YY	42DW66JLT317YY		
		DW-Red	960		41DW66JRT317YY	42DW66JRT317YY		
		DW-Blue	1400		41DW66JBT317YY	42DW66JBT317YY		
		DW-Gray	1400		41DW66JGT317YY	42DW66JGT317YY		
		Crown DW-Red	960		41DW66XRT3**YY	42DW66XRT3**YY		
		Crown DW-Blue	1400		41DW66XBT3**YY	42DW66XBT3**YY		
		Poly-Pro™	720	04,09,48,60,63,57,12	41PP66J+##17YY	42PP66J+##17YY		D,I,K,M,U,W
			900		41PP66JP4917YY	42PP66JP4917YY		
		Polymadic™	900	04,09,48,60,63,57,12	41PP66JH6317YY	42PP66JH6317YY		
					41PM66J+##17YY	42PM66J+##17YY		I,M
		Polyon™	1200	04,09,48,60,57,12	41PU66JV6317YY	42PU66JV6317YY		
					41PU66J+##17YY	42PU66J+##17YY		G,V
		EnergySaver Polyon™	1400	04,09,63,57,12	41SW66JU##17YY	42SW66JU##17YY		
		PolyFlexon™ Cast	900	04,09,63,57,12	41RP66JK##17YY	42RP66JK##17YY		
		PolyFlexon™	900		41UA66J+6417YY	42UA66J+6417YY		N,O
		D-Polyon	1000		41UD66JL6417YY	42UD66JL6417YY		
		Ultraflex™	1000		41UX66J+6417YY	42UX66J+6417YY		M,O
		Champion	1200		41CP66JN6417YY	42CP66JN6417YY		
		DuraLastomer™	1000	09,48,60,57,12	41SU66JL##17YY	42SU66JL##17YY		
		Super Elastomer	1400		41SX66JI6417YY	42SX66JI6417YY		
		ErgoLastomer™	1700	04,09,48,60,64,57,12	41HU66JI##17YY	42HU66JI##17YY		
		Titan™ Plymer	2000		41PX66JO6317YY	42PX66JO6317YY		
		Conquer™	1800		41CQ66JM6417YY	42CQ66JM6417YY		
1800			41CQ66JL6417YY	42CQ66JL6417YY				
Semi-Steel	1200	04,09,48,60,57,12	41SS66JS##17YY	42SS66JS##17YY				
Heavy Duty Iron	1400	04,09,60,63,57,12	41HS66JS##17YY	42HS66JS##17YY		S=Flat Tread; X=Crown Tread		
		09,48,60,57,12	41HS66JX##17YY	42HS66JX##17YY				
Ductile	2000	04,09,60,73,63,B1,B5	41DS66JR##17YY	42DS66JR##17YY				
EnergySaver Ductile™	2000	04,09,48, 60,73,B1,B5	41CD66JR##17YY	42CD66JR##17YY				
Forged Steel	2000	04,09,73,63,B1,B5	41FS66JS##17YY	42FS66JS##17YY		S=Flat Tread; X=Crown Tread		
			41FS66JX4P17YY	42FS66JX4P17YY				
Ironman™ V-Groove	2000		41NV66JT4P17YY	42NV66JT4P17YY				
Iron V-Groove	1000	04,09,48,60,57,12	41VG66JT##17YY	42VG66JT##17YY				
Ductile V-Groove	1500	04,09,57,12,63,B1,B5	41DV66JT##17YY	42DV66JT##17YY				
Conductive Nylon	700		41CY66JI6217YY	42CY66JI6217YY				
Conductive Ultraflex™	600		41CX66JL6417YY	42CX66JL6417YY				

\*The Ever-Roll is not designed to sit.



Wheel Dia	Tread Width	Wheel Type	Load Cap.	Available Bearing Options	Replace + with desired wheel color			+Color
					Replace ## with desired wheel bearing			
					SWIVEL	RIGID	TOTAL	
6"	2"	Yoke Only			41ZZ67JZ8317YY	42ZZ67JZ8317YY		
		Neo-Energizer™	600	04, 09, 64, 57, 12	41EN67JB##17YY	42EN67JB##17YY		
		Pneumatic	200		41FP67JB6017YY	42FP67JB6017YY		
		Foam Filled	200		41FF67JB6017YY	42FF67JB6017YY		
		Ever-Roll™	200		41ER67J+6017YY	42ER67J+6017YY		B,I
		Nomadic™	600	04,09,48,60,57,12	41NM67J+##17YY	42NM67J+##17YY		A,I
		Rubber on Nylon	550	04,09,48,60,57,12	41NR67JB##17YY	42NR67JB##17YY		
		Dura Cushion™	350	04,09,63,57,12	41BC67J+##17YY	42BC67J+##17YY		X,Z
		Eco-Rubber	350		41SN67JB5317YY	42SN67JB5317YY		
		Rubber on Aluminum	550	04,09,48,60,57,12	41RA67JB##17YY	42RA67JB##17YY		
		Mold-On Rubber	550	04,09,48,60,57,12	41RS67JB##17YY	42RS67JB##17YY		
		Supreme Rubber	700	04,09,48,60,57,12	41RH67JS##17YY	42RH67JS##17YY		
		Blue Ergo™	550		41BL67JL6317YY	42BL67JL6317YY		
		Thermo-Pro™	500	04,09,60,63,48,57,12	41TP67J+##17YY	42TP67J+##17YY		A,I,T,X,Y,Z
		Polyolefin	700	04,09,60,53,P3,48,57,12	41PO67J+##17YY	42PO67J+##17YY		B,E
		Nylon	1000	04,09,63,57,12	41NY67JE##17YY	42NY67JE##17YY		
		Ironman	2000	65, 73	41NX67JB##17YY	42NX67JB##17YY		
		RokHard™	1000	04,09,48,60,57,12	41HI67JB##17YY	42HI67JB##17YY		
		BrimStone™	1100	04,09,60,90	41GN67J+##17YY	42GN67J+##17YY		B,Q
		Epoxy	1100	04,09,90	41OV67JQ##17YY	42OV67JQ##17YY		
		MaxRok™	1200	04,09,63,57,12	41MA67JB##17YY	42MA67JB##17YY		
		Phenolic	1200	04,09,48,60,57,12	41PH67JB##17YY	42PH67JB##17YY		
		Straight-sided Phenolic	1500		41PH67TB##17YY	42PH67TB##17YY		
		High-Temp Phenolic	900	04,09,90	41HT67JQ##17YY	42HT67JQ##17YY		
		Poly MaxRok™	1200	04,09,48,60,57,12	41MU67J+##17YY	42MU67J+##17YY		G,K
		Polyon AL™	1200	04,09,48,60,57,12	41PA67J+##17YY	42PA67J+##17YY		N,R
		Polyon-C	1200	04,09,48,60,57,12	41PR67JL##17YY	42PR67JL##17YY		
		DW-Black	700		41DW67JLT317YY	42DW67JLT317YY		
		DW-Red	960		41DW67JRT317YY	42DW67JRT317YY		
		DW-Blue	1400		41DW67JBT317YY	42DW67JBT317YY		
		DW-Gray	1400		41DW67JGT317YY	42DW67JGT317YY		
		Crown DW-Red	960		41DW67XRT3**YY	42DW67XRT3**YY		
		Crown DW-Blue	1400		41DW67XBT3**YY	42DW67XBT3**YY		
		Poly-Pro™	720	04,09,48,60,63,57,12	41PP67J+##17YY	42PP67J+##17YY		D,I,K,M,W,U
			900		41PP67JP4917YY	42PP67JP4917YY		
					41PP67JH6317YY	42PP67JH6317YY		
		Polymadic™	900	04,09,48,60,63,57,12	41PM67J+##17YY	42PM67J+##17YY		I,M
		Polyon™	1200		41PU67JV6317YY	42PU67JV6317YY		
				04,09,48,60,57,12	41PU67J+##17YY	42PU67J+##17YY		G,V
		EnergySaver Polyon™	1400	04,09,63,57,12	41SW67JU##17YY	42SW67JU##17YY		
		PolyFlexon™ Cast	900	04,09,63,57,12	41RP67JK##17YY	42RP67JK##17YY		
		PolyFlexon™	900		41UA67J+6417YY	42UA67J+6417YY		N,O
D-Polyon	1000		41UD67JL6417YY	42UD67JL6417YY				
Ultraflex™	1000		41UX67J+6417YY	42UX67J+6417YY		M,O		
Champion	1200		41CP67JN6417YY	42CP67JN6417YY				
DuraLastomer™	1000	09,48,60,57,12	41SU67JL##17YY	42SU67JL##17YY				
Super Elastomer	1400		41SX67JI6417YY	42SX67JI6417YY				
ErgoLastomer™	1700	04,09,48,60,64,57,12	41HU67JI##17YY	42HU67JI##17YY				
Titan™ Ploymer	2000		41PX67JO6317YY	42PX67JO6317YY				
Conquer™	1800		41CQ67JM6417YY	42CQ67JM6417YY				
	1800		41CQ67JL6417YY	42CQ67JL6417YY				
Semi-Steel	1200	04,09,48,60,57,12	41SS67JS##17YY	42SS67JS##17YY				
Heavy Duty Iron	1400	04,09,60,63,57,12	41HS67JS##17YY	42HS67JS##17YY		S=Flat Tread X=Crown Tread		
		09,48,60,57,12	41HS67JX##17YY	42HS67JX##17YY				
Ductile	2000	04,09,60,73,63,B1,B5	41DS67JR##17YY	42DS67JR##17YY				
EnergySaver Ductile™	2000	04,09,48, 60,73,B1,B5	41CD67JR##17YY	42CD67JR##17YY				
Forged Steel	2000	04,09,73,63,B1,B5	41FS67JS##17YY	42FS67JS##17YY		S=Flat Tread X=Crown Tread		
			41FS67JX4P17YY	42FS67JX4P17YY				
Ironman™ V-Groove	2000		41NV67JT4P17YY	42NV67JT4P17YY				
Iron V-Groove	1000	04,09,48,60,57,12	41VG67JT##17YY	42VG67JT##17YY				
Ductile V-Groove	1500	04,09,57,12,63,B1,B5	41DV67JT##17YY	42DV67JT##17YY				
Conductive Nylon	700		41CY67JI6217YY	42CY67JI6217YY				
Conductive Ultraflex™	600		41CX67JL6417YY	42CX67JL6417YY				

\*The Ever-Roll is not designed to sit.

Wheel Dia	Tread Width	Wheel Type	Load Cap.	Available Bearing Options	Replace + with desired wheel color			+Color
					Replace ## with desired wheel bearing			
					SWIVEL	RIGID	TOTAL	
8"	2"			Yoke Only	41ZZ80JZ83**YY	42ZZ80JZ83**YY	41ZZ80JZ83**TTL	
		Neo-Energizer™	600	04,09,64,57,12	41EN80JB##**YY	42EN80JB##**YY	41EN80JB##**TTL	
		Nomadic™	700	04,09,48,60,57,12	41NM80J+##**YY	42NM80J+##**YY	41NM80J+##**TTL	A,I
		Rubber on Nylon	600	04,09,48,60,57,12	41NR80JB##**YY	42NR80JB##**YY	41NR80JB##**TTL	
		Dura Cushion™	450	04,09,63,57,12	41BC80J+##**YY	42BC80J+##**YY	41BC80J+##**TTL	X,Z
		Eco-Rubber	450	53,P3	41SN80UC##**YY	42SN80UC##**YY	41SN80UC##**TTL	
		Rubber on Aluminum	600	04,09,48,60,57,12	41RA80JB##**YY	42RA80JB##**YY	41RA80JB##**TTL	
		Mold-On Rubber	600	04,09,48,60,57,12	41RS80JB##**YY	42RS80JB##**YY	41RS80JB##**TTL	
		Supreme Rubber	810	04,09,63,57,12	41RH80JS##**YY	42RH80JS##**YY	41RH80JS##**TTL	
		Blue Ergo™	600		41BL80JL63**YY	42BL80JL63**YY	41BL80JL63**TTL	
		Thermo-Pro™	600	04,09,60,63,48,57,12	41TP80J+##**YY	42TP80J+##**YY	41TP80J+##**TTL	A,I,T,X,Y,Z
		Xtreme Wheel	400	05	41LS80JA62**YY	42LS80JA62**YY	41LS80JA62**TTL	
		Polyolefin	900	04,09,60,53,P3,48,57,90,12	41PO80J+##**YY	42PO80J+##**YY	41PO80J+##**TTL	B,E
		Nylon	1100	04,09,63,57,12	41NY80JE##**YY	42NY80JE##**YY	41NY80JE##**TTL	
		Ironman	2000	65,73	41NX80JB##**YY	42NX80JB##**YY	41NX80JB##**TTL	
		RokHard™	1100	04,09,48,60,57,12	41HI80JB##**YY	42HI80JB##**YY	41HI80JB##**TTL	
		BrimStone™	1200	04,09,60,90	41GN80J+##**YY	42GN80J+##**YY	41GN80J+##**TTL	B,Q
		Epoxy	1200	04,09	41OV80JQ##**YY	42OV80JQ##**YY	41OV80JQ##**TTL	
		MaxRok™	1400	04,09,49,57,12	41MA80JB##**YY	42MA80JB##**YY	41MA80JB##**TTL	
		Phenolic	1400	04,09,48,60,57,12	41PH80JB##**YY	42PH80JB##**YY	41PH80JB##**TTL	
		High-Temp Pnenolic	1100	04,09,90	41HT80JQ##**YY	42HT80JQ##**YY	41HT80JQ##**TTL	
		Poly MaxRok™	1400	04,09,48,60,57,12	41MU80J+##**YY	42MU80J+##**YY	41MU80J+##**TTL	G,K
		Polygon AL™	1500	04,09,48,60,57,12	41PA80J+##**YY	42PA80J+##**YY	41PA80J+##**TTL	N,R
		DW-Black	750		41DW80JLT3**YY	42DW80JLT3**YY	41DW80JLT3**TTL	
		DW-Red	1100		41DW80JRT3**YY	42DW80JRT3**YY	41DW80JRT3**TTL	
		DW-Blue	1600		41DW80JBT3**YY	42DW80JBT3**YY	41DW80JBT3**TTL	
		DW-Gray	1700		41DW80JGT3**YY	42DW80JGT3**YY	41DW80JGT3**TTL	
		Crown DW-Red	1100		41DW80XRT3**YY	42DW80XRT3**YY	41DW80XRT3**TTL	
		Crown DW-Blue	1600		41DW80XBT3**YY	42DW80XBT3**YY	41DW80XBT3**TTL	
		Poly-Pro™	810	04,09,48,60,63,57,12	41PP80J+##**YY	42PP80J+##**YY	41PP80J+##**TTL	C,D,I,K,M,U,W
			1000		41PP80JP49**YY	42PP80JP49**YY	41PP80JP49**TTL	
			1000		41PP80JH63**YY	42PP80JH63**YY	41PP80JH63**TTL	
		Polymadic™	1000	04,09,48,60,63,57,12	41PM80J+##**YY	42PM80J+##**YY	41PM80J+##**TTL	I,M
		Polygon™	1400		41PU80JV63**YY	42PU80JV63**YY	41PU80JV63**TTL	
				04,09,48,60,57,12	41PU80J+##**YY	42PU80J+##**YY	41PU80J+##**TTL	G,V
		EnergySaver Polygon™	1500	04,09,48,60,57,12	41SW80JU##**YY	42SW80JU##**YY	41SW80JU##**TTL	
		PolyFlexon™ Cast	1000		41RP80JK63**YY	42RP80JK63**YY	41RP80JK63**TTL	
		PolyFlexon™	1200		41UA80J+64**YY	42UA80J+64**YY	41UA80J+64**TTL	N,O
		D-Polygon	1200		41UD80JL64**YY	42UD80JL64**YY	41UD80JL64**TTL	
		Ultraflex™	1200		41UX80J+64**YY	42UX80J+64**YY	41UX80J+64**TTL	M,O
		Champion	1500		41CP80JN64**YY	42CP80JN64**YY	41CP80JN64**TTL	
		DuraLastomer™	1000	09,48,60,57,12	41SU80JL##**YY	42SU80JL##**YY	41SU80JL##**TTL	
		Super Elastomer	1500		41SX80JI64**YY	42SX80JI64**YY	41SX80JI64**TTL	
		ErgoLastomer™	2000	04,09,64,57,12	41HU80JI##**YY	42HU80JI##**YY	41HU80JI##**TTL	
		Titan™ Ploymer	2000		41PX80JO63**YY	42PX80JO63**YY	41PX80JO63**TTL	
		Conquer™	2000		41CQ80JM64**YY	42CQ80JM6417YY	41CQ80JM6417TTL	
			2000		41CQ80JL64**YY	42CQ80JL6417YY	41CQ80JL6417TTL	
		Semi-Steel	1400	04,09,48,60,57,12	41SS80JS##**YY	42SS80JS##**YY	41SS80JS##**TTL	
		Heavy Duty Iron	1600	04,09,48,60,57,12	41HS80JS##**YY	42HS80JS##**YY	41HS80JS##**TTL	S=Flat Tread X=Crown Tread
					41HS80JX##**YY	42HS80JX##**YY	41HS80JX##**TTL	
Ductile	2000	04,09,48,60,B1,B5	41DS80JR##**YY	42DS80JR##**YY	41DS80JR##**TTL			
EnergySaver Ductile™	2000	04,09,48,60,B1,B5	41CD80JR##**YY	42CD80JR##**YY	41CD80JR##**TTL			
Forged Steel	2000	04,09,63,B5,B1	41FS80JS##**YY	42FS80JS##**YY	41FS80JS##**TTL	S=Flat Tread X=Crown Tread		
			41FS80JX4P**YY	42FS80JX4P**YY	41FS80JX4P**TTL			
Ironman™ V-Groove	2000		41NV80JT4P**YY	42NV80JT4P**YY	41NV80JT4P**TTL			
Iron V-Groove	1200	04,09,48,60,57,12	41VG80JT##**YY	42VG80JT##**YY	41VG80JT##**TTL			
Conductive Nylon	770		41CY80JI62**YY	42CY80JI62**YY	41CY80JI62**TTL			
Conductive Ultraflex™	700		41CX80JL64**YY	42CX80JL64**YY	41CX80JL64**TTL			

Wheel Dia	Tread Width	Wheel Type	Load Cap.	Available Bearing Options	Replace + with desired wheel color			+Color
					Replace ## with desired wheel bearing			
					SWIVEL	RIGID	TOTAL	
8"	2"	Yoke Only			41ZZ81JZ8317YY	42ZZ81JZ8317YY		
		Neo-Energizer™	600	04,09,64,57,12	41EN81JB##17YY	42EN81JB##17YY		A,I
		Nomadic™	700	04,09,48,60,57,12	41NM81J+##17YY	42NM81J+##17YY		
		Rubber on Nylon	600	04,09,48,60,57,12	41NR81JB##17YY	42NR81JB##17YY		X,Z
		Dura Cushion™	450	04,09,63,57,12	41BC81J+##17YY	42BC81J+##17YY		
		Eco-Rubber	450	53,P3	41SN81UC##17YY	42SN81UC##17YY		
		Rubber on Aluminum	600	04,09,48,60,57,12	41RA81JB##17YY	42RA81JB##17YY		
		Mold-On Rubber	600	04,09,48,60,57,12	41RS81JB##17YY	42RS81JB##17YY		
		Supreme Rubber	810	04,09,63,57,12	41RH81JS##17YY	42RH81JS##17YY		
		Blue Ergo™	600		41BL81JL6317YY	42BL81JL6317YY		
		Thermo-Pro™	600	04,09,60,63,48,57,12	41TP81J+##17YY	42TP81J+##17YY		A,I,T,X,Y,Z
		Polyolefin	900	04,09,60,53,P3,48,57,90,12	41PO81J+##17YY	42PO81J+##17YY		B,E
		Nylon	1100	04,09,63,57,12	41NY81JE##17YY	42NY81JE##17YY		
		Ironman	2000	65,73	41NX81JB##17YY	42NX81JB##17YY		
		RokHard™	1100	04,09,48,60,57,12	41HI81JB##17YY	42HI81JB##17YY		
		BrimStone™	1200	04,09,60,90	41GN81J+##17YY	42GN81J+##17YY		B,Q
		Epoxy	1200	04,09	41OV81JQ##17YY	42OV81JQ##17YY		
		MaxRok™	1400	04,09,49,57,12	41MA81JB##17YY	42MA81JB##17YY		
		Phenolic	1400	04,09,48,60,57,12	41PH81JB##17YY	42PH81JB##17YY		
		High-Temp Phenolic	1100	04,09,90	41HT81JQ##17YY	42HT81JQ##17YY		
		Poly MaxRok™	1400	04,09,48,60,57,12	41MU81J+##17YY	42MU81J+##17YY		G,K
		Polygon AL™	1500	04,09,48,60,57,12	41PA81J+##17YY	42PA81J+##17YY		N,R
		DW-Black	750		41DW81JLT317YY	42DW81JLT317YY		
		DW-Red	1100		41DW81JRT317YY	42DW81JRT317YY		
		DW-Blue	1600		41DW81JBT317YY	42DW81JBT317YY		
		DW-Gray	1700		41DW81JGT317YY	42DW81JGT317YY		
		Crown DW-Red	1100		41DW81XRT3**YY	42DW81XRT3**YY		
		Crown DW-Blue	1600		41DW81XBT3**YY	42DW81XBT3**YY		
		Poly-Pro™	810	04,09,48,60,63,57,12	41PP81J+##17YY	42PP81J+##17YY		C,D,I,K,M,U,W
			1000		41PP81JP4917YY	42PP81JP4917YY		
			1000		41PP81JH6317YY	42PP81JH6317YY		
		Polymadic™	1000	04,09,48,60,63,57,12	41PM81J+##17YY	42PM81J+##17YY		I,M
		Polygon™	1400		41PU81JV6317YY	42PU81JV6317YY		
				04,09,48,60,57,12	41PU81J+##17YY	42PU81J+##17YY		G,V
		EnergySaver Polygon™	1500	04,09,48,60,57,12	41SW81JU##17YY	42SW81JU##17YY		
		PolyFlexon™ Cast	1000		41RP81JK6317YY	42RP81JK6317YY		
		PolyFlexon™	1200		41UA81J+6417YY	42UA81J+6417YY		N,O
		D-Polygon	1200		41UD81JL6417YY	42UD81JL6417YY		
		Ultraflex™	1200		41UX81J+6417YY	42UX81J+6417YY		M,O
		Champion	1500		41CP81JN6417YY	42CP81JN6417YY		
		DuraLastomer™	1000	09,48,60,57,12	41SU81JL##17YY	42SU81JL##17YY		
		Super Elastomer	1500		41SX81JI6417YY	42SX81JI6417YY		
		ErgoLastomer™	2000	04,09,64,57,12	41HU81JI##17YY	42HU81JI##17YY		
		Titan™ Ploymer	2000		41PX81JO6317YY	42PX81JO6317YY		
		Conquer™	2000		41CQ81JM6417YY	42CQ81JM6417YY		
			2000		41CQ81JL6417YY	42CQ81JL6417YY		
		Semi-Steel	1400	04,09,48,60,57,12	41SS81JS##17YY	42SS81JS##17YY		
		Heavy Duty Iron	1600	04,09,48,60,57,12	41HS81JS##17YY	42HS81JS##17YY		S=Flat Tread X=Crown Tread
					41HS81JX##17YY	42HS81JX##17YY		
		Ductile	2000	04,09,48,60,B1,B5	41DS81JR##17YY	42DS81JR##17YY		
EnergySaver Ductile™	2000	04,09,48,60,B1,B5	41CD81JR##17YY	42CD81JR##17YY				
Forged Steel	2000	04,09,63,B5,B1	41FS81JS##17YY	42FS81JS##17YY		S=Flat Tread X=Crown Tread		
			41FS81JX4P17YY	42FS81JX4P17YY				
Ironman™ V-Groove	2000		41NV81JT4P17YY	42NV81JT4P17YY				
Iron V-Groove	1200	04,09,48,60,57,12	41VG81JT##17YY	42VG81JT##17YY				
Conductive Nylon	770		41CY81JI6217YY	42CY81JI6217YY				
Conductive Ultraflex™	700		41CX81JL6417YY	42CX81JL6417YY				

Wheel Dia	Tread Width	Wheel Type	Load Cap.	Available Bearing Options	Replace + with desired wheel color			+Color
					Replace ## with desired wheel bearing			
					SWIVEL	RIGID	TOTAL	
8"	2"	Yoke Only			41ZZ85JZ83**YY	42ZZ85JZ83**YY		
		Neo-Energizer™	600	04,09,64,57,12	41EN85JB##**YY	42EN85JB##**YY		
		Nomadic™	700	04,09,48,60,57,12	41NM85J+##**YY	42NM85J+##**YY	A,I	
		Rubber on Nylon	600	04,09,48,60,57,12	41NR85JB##**YY	42NR85JB##**YY		
		Dura Cushion™	450	04,09,63,57,12	41BC85J+##**YY	42BC85J+##**YY	X,Z	
		Eco-Rubber	450	53,P3	41SN85UC##**YY	42SN85UC##**YY		
		Rubber on Aluminum	600	04,09,48,60,57,12	41RA85JB##**YY	42RA85JB##**YY		
		Mold-On Rubber	600	04,09,48,60,57,12	41RS85JB##**YY	42RS85JB##**YY		
		Supreme Rubber	810	04,09,63,57,12	41RH85JS##**YY	42RH85JS##**YY		
		Blue Ergo™	600		41BL85JL63**YY	42BL85JL63**YY		
		Thermo-Pro™	600	04,09,60,63,48,57,12	41TP85J+##**YY	42TP85J+##**YY	A,I,T,X,Y,Z	
		Polyolefin	900	04,09,60,53,P3,48,57,90,12	41PO85J+##**YY	42PO85J+##**YY	B,E	
		Nylon	1100	04,09,63,57,12	41NY85JE##**YY	42NY85JE##**YY		
		Ironman	2000	65,73	41NX85JB##**YY	42NX85JB##**YY		
		RokHard™	1100	04,09,48,60,57,12	41HI85JB##**YY	42HI85JB##**YY		
		BrimStone™	1200	04,09,60,90	41GN85J+##**YY	42GN85J+##**YY	B,Q	
		Epoxy	1200	04,09	41OV85JQ##**YY	42OV85JQ##**YY		
		MaxRok™	1400	04,09,49,57,12	41MA85JB##**YY	42MA85JB##**YY		
		Phenolic	1400	04,09,48,60,57,12	41PH85JB##**YY	42PH85JB##**YY		
		High-Temp Phenolic	1100	04,09,90	41HT85JQ##**YY	42HT85JQ##**YY		
		Poly MaxRok™	1400	04,09,48,60,57,12	41MU85J+##**YY	42MU85J+##**YY	G,K	
		Polyon AL™	1500	04,09,48,60,57,12	41PA85J+##**YY	42PA85J+##**YY	N,R	
		DW-Black	750		41DW85JLT3**YY	42DW85JLT3**YY		
		DW-Red	1100		41DW85JRT3**YY	42DW85JRT3**YY		
		DW-Blue	1600		41DW85JBT3**YY	42DW85JBT3**YY		
		DW-Gray	1700		41DW85JGT3**YY	42DW85JGT3**YY		
		Crown DW-Red	1100		41DW85XRT3**YY	42DW85XRT3**YY		
		Crown DW-Blue	1600		41DW85XBT3**YY	42DW85XBT3**YY		
		Poly-Pro™	810	04,09,48,60,63,57,12	41PP85J+##**YY	42PP85J+##**YY	C,D,I,K,M,U,W	
			1000		41PP85JP49**YY	42PP85JP49**YY		
			1000		41PP85JH63**YY	42PP85JH63**YY		
		Polymadic™	1000	04,09,48,60,63,57,12	41PM85J+##**YY	42PM85J+##**YY	I,M	
		Polyon™	1400		41PU85JV63**YY	42PU85JV63**YY	G,V	
				04,09,48,60,57,12	41PU85J+##**YY	42PU85J+##**YY		
		EnergySaver Polyon™	1500	04,09,48,60,57,12	41SW85JU##**YY	42SW85JU##**YY		
		PolyFlexon™ Cast	1000		41RP85JK63**YY	42RP85JK63**YY		
		PolyFlexon™	1200		41UA85J+64**YY	42UA85J+64**YY	N,O	
		D-Polyon	1200		41UD85JL64**YY	42UD85JL64**YY		
		Ultraflex™	1200		41UX85JO+64**YY	42UX85J+64**YY	M,O	
		Champion	1500		41CP85JN64**YY	42CP85JN64**YY		
		DuraLastomer™	1000	09,48,60,57,12	41SU85JL##**YY	42SU85JL##**YY		
		Super Elastomer	1500		41SX85JI64**YY	42SX85JI64**YY		
		ErgoLastomer™	2000	04,09,64,57,12	41HU85JI##**YY	42HU85JI##**YY		
		Titan™ Ploymer	2000		41PX85JO63**YY	42PX85JO63**YY		
		Conquer™	2000		41CQ85JM64**YY	42CQ85JM6417YY		
2000			41CQ85JL64**YY	42CQ85JL6417YY				
Semi-Steel	1400	04,09,48,60,57,12	41SS85JS##**YY	42SS85JS##**YY				
Heavy Duty Iron	1600	04,09,48,60,57,12	41HS85JS##**YY	42HS85JS##**YY	S=Flat Tread X=Crown Tread			
			41HS85JX##**YY	42HS85JX##**YY				
Ductile	2000	04,09,48,60,B1,B5	41DS85JR##**YY	42DS85JR##**YY				
EnergySaver Ductile™	2000	04,09,48,60,B1,B5	41CD85JR##**YY	42CD85JR##**YY				
Forged Steel	2000	04,09,63,B5,B1	41FS85JS##**YY	42FS85JS##**YY	S=Flat Tread X=Crown Tread			
			41FS85JX4P**YY	42FS85JX4P**YY				
Ironman™ V-Groove	2000		41NV85JT4P**YY	42NV85JT4P**YY				
Iron V-Groove	1200	04,09,48,60,57,12	41VG85JT##**YY	42VG85JT##**YY				
Conductive Nylon	770		41CY85JI62**YY	42CY85JI62**YY				
Conductive Ultraflex™	700		41CX85JL64**YY	42CX85JL64**YY				

Wheel Dia	Tread Width	Wheel Type	Load Cap.	Available Bearing Options	Replace + with desired wheel color			+Color
					Replace ## with desired wheel bearing			
					SWIVEL	RIGID	TOTAL	
8"	2"	Yoke Only			41ZZ89JZ8317YY	42ZZ89JZ8317YY		
		Neo-Energizer™	600	04,09,64,57,12	41EN89JB##17YY	42EN89JB##17YY		
		Nomadic™	700	04,09,48,60,57,12	41NM89J+##17YY	42NM89J+##17YY	A,I	
		Rubber on Nylon	600	04,09,48,60,57,12	41NR89JB##17YY	42NR89JB##17YY		
		Dura Cushion™	450	04,09,63,57,12	41BC89J+##17YY	42BC89J+##17YY	X,Z	
		Eco-Rubber	450	53,P3	41SN89UC##17YY	42SN89UC##17YY		
		Rubber on Aluminum	600	04,09,48,60,57,12	41RA89JB##17YY	42RA89JB##17YY		
		Mold-On Rubber	600	04,09,48,60,57,12	41RS89JB##17YY	42RS89JB##17YY		
		Supreme Rubber	810	04,09,63,57,12	41RH89JS##17YY	42RH89JS##17YY		
		Blue Ergo™	600		41BL89JL6317YY	42BL89JL6317YY		
		Thermo-Pro™	600	04,09,60,63,48,57,12	41TP89J+##17YY	42TP89J+##17YY	A,I,T,X,Y,Z	
		Polyolefin	900	04,09,60,53,P3,48,57,90,12	41PO89J+##17YY	42PO89J+##17YY	B,E	
		Nylon	1100	04,09,63,57,12	41NY89JE##17YY	42NY89JE##17YY		
		Ironman	2000	65,73	41NX89JB##17YY	42NX89JB##17YY		
		RokHard™	1100	04,09,48,60,57,12	41HI89JB##17YY	42HI89JB##17YY		
		BrimStone™	1200	04,09,60,90	41GN89J+##17YY	42GN89J+##17YY	B,Q	
		Epoxy	1200	04,09	41OV89JQ##17YY	42OV89JQ##17YY		
		MaxRok™	1400	04,09,49,57,12	41MA89JB##17YY	42MA89JB##17YY		
		Phenolic	1400	04,09,48,60,57,12	41PH89JB##17YY	42PH89JB##17YY		
		High-Temp Pnenolic	1100	04,09,90	41HT89JQ##17YY	42HT89JQ##17YY		
		Poly MaxRok™	1400	04,09,48,60,57,12	41MU89J+##17YY	42MU89J+##17YY	G,K	
		Polygon AL™	1500	04,09,48,60,57,12	41PA89J+##17YY	42PA89J+##17YY	N,R	
		DW-Black	750		41DW89JLT317YY	42DW89JLT317YY		
		DW-Red	1100		41DW89JRT317YY	42DW89JRT317YY		
		DW-Blue	1600		41DW89JBT317YY	42DW89JBT317YY		
		DW-Gray	1700		41DW89JGT317YY	42DW89JGT317YY		
		Crown DW-Red	1100		41DW89XRT3**YY	42DW89XRT3**YY		
		Crown DW-Blue	1600		41DW89XBT3**YY	42DW89XBT3**YY		
		Poly-Pro™	810	04,09,48,60,63,57,12	41PP89J+##17YY	42PP89J+##17YY	C,D,I,K,M,U,W	
			1000		41PP89JP4917YY	42PP89JP4917YY		
			1000		41PP89JH6317YY	42PP89JH6317YY		
		Polymadic™	1000	04,09,48,60,63,57,12	41PM89J+##17YY	42PM89J+##17YY	I,M	
		Polygon™	1400		41PU89JV6317YY	42PU89JV6317YY	G,V	
				04,09,48,60,57,12	41PU89J+##17YY	42PU89J+##17YY		
		EnergySaver Polygon™	1500	04,09,48,60,57,12	41SW89JU##17YY	42SW89JU##17YY		
		PolyFlexon™ Cast	1000		41RP89JK6317YY	42RP89JK6317YY		
		PolyFlexon™	1200		41UA89J+6417YY	42UA89J+6417YY	N,O	
		D-Polygon	1200		41UD89JL6417YY	42UD89JL6417YY		
		Ultraflex™	1200		41UX89JO6417YY	42UX89JO6417YY		
		Champion	1500		41CP89JN6417YY	42CP89JN6417YY		
		DuraLastomer™	1000	09,48,60,57,12	41SU89JL##17YY	42SU89JL##17YY		
		Super Elastomer	1500		41SX89JI6417YY	42SX89JI6417YY		
		ErgoLastomer™	2000	04,09,64,57,12	41HU89JI##17YY	42HU89JI##17YY		
		Titan™ Ploymer	2000		41PX89JO6317YY	42PX89JO6317YY		
		Conquer™	2000		41CQ89JM6417YY	42CQ89JM6417YY		
			2000		41CQ89JL6417YY	42CQ89JL6417YY		
		Semi-Steel	1400	04,09,48,60,57,12	41SS89JS##17YY	42SS89JS##17YY		
		Heavy Duty Iron	1600	04,09,48,60,57,12	41HS89JS##17YY	42HS89JS##17YY	S=Flat Tread X=Crown Tread	
					41HS89JX##17YY	42HS89JX##17YY		
		Ductile	2000	04,09,48,60,B1,B5	41DS89JR##17YY	42DS89JR##17YY		
EnergySaver Ductile™	2000	04,09,48,60,B1,B5	41CD89JR##17YY	42CD89JR##17YY				
Forged Steel	2000	04,09,63,B5,B1	41FS89JS##17YY	42FS89JS##17YY	S=Flat Tread X=Crown Tread			
			41FS89JX4P17YY	42FS89JX4P17YY				
Ironman™ V-Groove	2000		41NV89JT4P17YY	42NV89JT4P17YY				
Iron V-Groove	1200	04,09,48,60,57,12	41VG89JT##17YY	42VG89JT##17YY				
Conductive Nylon	770		41CY89JI6217YY	42CY89JI6217YY				
Conductive Ultraflex™	700		41CX89JL6417YY	42CX89JL6417YY				

## 43/44 Medium Heavy-Duty Series - 1500LB

- Majority of this series and wheel types are NSF Listed
- Zerk grease fitting in raceway and wheel axle
- Large heat-treated double ball raceways
- 3/4" kingbolt
- Zinc plated
- 1/2" axle



<b>A-Cam Brake (AY)</b>	<b>Cam Brake (CY)</b>	<b>Face Contact Brake (FY)</b>	<b>Universal Contact Brake (UF)</b>
<b>Top Lock Brake (TY)</b>	<b>Raceway Seal (LY)</b>	<b>4-Position Lock (PY)</b>	<b>Toe Guard (4Y)</b>

**FASTENING PATTERNS**

Plate Code	Overall Size	Bolt Hole Pattern	Mounting Bolt Size
19	4-1/2" x 6-1/4"	2-7/16" x 4-15/16" to 3-3/8" x 5-1/4"	1/2"
Overall Height and Swivel Radius			
Wheel Diameter	Overall Height	Denotation Code	Swivel Radius
4"	5-5/8" Standard	40	3-3/8"
5"	6-1/2"	50	4"
6"	7-1/2" Standard	60	4-3/4"
	10-1/8"	80	5-3/4"
8"	9-1/2" Optional Height	81	5-3/4"
	11-1/2"	10	7"

Wheel Diameter	Tread Width	Wheel Type	Load Cap.	Available Bearing Options	Replace + with a desired wheel color		+Color
					Replace ## with desired wheel bearing		
					SWIVEL	RIGID	
4"	2"	Yoke Only			43ZZ40JZ8319YY	44ZZ40JZ8319YY	
		Neo-Energizer™	500	04,09,60,48,57,12	43EN40JB##19YY	44EN40JB##19YY	
		Nomadic™	400	04,09,60,48,57,12	43NM40J+##19YY	44NM40J+##19YY	A,I
		Rubber on Nylon	400	04,09,60,48,57,12	43NR40JB##19YY	44NR40JB##19YY	
		Rubber on Aluminum	400	04,09,60,48,57,12	43RA40JB##19YY	44RA40JB##19YY	
		Low Profile Rubber	300	04,09,60,48,57,12	43LP40JB##19YY	44LP40JB##19YY	
		Mold-On Rubber	400	04,09,60,48,57,12	43RS40JB##19YY	44RS40JB##19YY	
		Blue Ergo™	400		43BL40JL6319YY	44BL40JL6319YY	
		Thermo-Pro™	300	04,09,60,63,48,57,12	43TP40J+##19YY	44TP40J+##19YY	A,I,T,Y
		Xtreme Wheel	250	02	43LS40JA6419YY	44LS40JA6419YY	
		Polyolefin	500	04,09,60,63,48,57,12	43PO40J+##19YY	44PO40J+##19YY	B,E
		Nylon	810	04,09,60,48,57,12	43NY40JE##19YY	44NY40JE##19YY	
		Ironman™	1500	04,09,60, 48,65,73,12	43NX40JB##19YY	44NX40JB##19YY	
		RokHard™	800	04,09,62,57,12	43HI40JB##19YY	44HI40JB##19YY	
		BrimStone™	800	04,09,90	43GN40J+##19YY	44GN40J+##19YY	B,Q
		Epoxy	800	04,09,90	43OV40JQ##19YY	44OV40JQ##19YY	
		MaxRok™	800	04,09,49,57,12	43MA40JB##19YY	44MA40JB##19YY	
		Phenolic	800	04,09,60,48,57,12	43PH40JB##19YY	44PH40JB##19YY	
		Phenolic(Straight Sided)	1000	04,09,60,57,12	43PH40TB##19YY	44PH40TB##19YY	
		High-Temp Phenolic	600	04,09,90	43HT40JQ##19YY	44HT40JQ##19YY	
		Polygon MaxRok™	700	04,09,60,48,57,12	43MU40J+##19YY	44MU40J+##19YY	G,K
		Polygon AL™	800	04,09,60,48,57,12	43PA40J+##19YY	43PA40J+##19YY	N,R
		DW-Black	470		43DW40JLT319YY	44DW40JLT319YY	
		DW-Red	540		43DW40JRT319YY	44DW40JRT319YY	
		DW-Blue	960		43DW40JBT319YY	44DW40JBT319YY	
		DW-Gray	1000		43DW40JGT319YY	44DW40JGT319YY	
		Poly-Pro™	500	04,09,60,62,48,57,12	43PP40J+##19YY	44PP40J+##19YY	D,K,M,U,W
			600		43PP40JP4919YY	44PP40JP4919YY	
		Polymadic™	600	04,09,60,49,48,57,12	43PM40J+##19YY	44PM40J+##19YY	I,M
		Polygon™	800		43PU40JV6319YY	44PU40JV6319YY	
			800	04,09,60,48,57,12	43PU40J+##19YY	44PU40J+##19YY	G,V
		EnergySaver Polygon™	800	04,09,60,48,57,12	43SW40JU##19YY	44SW40JU##19YY	
		PolyFlexon™ Cast	700	04,09,60,48,57,12	43RP40JK##19YY	44RP40JK##19YY	
		PolyFlexon™	900		43UA40JO6419YY	44UA40JO6419YY	
		Ultraflex™	900		43UX40JO6319YY	44UX40JO6319YY	
		DuraLastomer™	750	09,60,48,57,12	43SU40JL##19YY	44SU40JL##19YY	
		Super Elastomer	1200		43SX40JI6419YY	44SX40JI6419YY	
		ErgoLastomer™	1000	04,09,64,57,12	43HU40JI##19YY	44HU40JI##19YY	
		Semi-Steel	700	04,09,60,48,57,12	43SS40JS##19YY	44SS40JS##19YY	
		Heavy Duty Iron	900	04,09,60,48,57,12	43HS40JS##19YY	44HS40JS##19YY	
		Ductile	1500	04,09,60,63,57,12	43DS40JR##19YY	44DS40JR##19YY	
		Solid Steel	1500	09,63, B1,B5	43MS40JS##19YY	44MS40JS##19YY	
EnergySaver Ductile™	1500	04,60,48,09,B1,B5	43CD40JR##19YY	44CD40JR##19YY			
Ironman™ V-Groove	1000		43NV40JT4P19YY	44NV40JT4P19YY			
MaxRok™ V-Groove	800	04,09,60,48,57,12	43MV40JT##19YY	44MV40JT##19YY			
Iron V-Groove	600	04,09,60,48,57,12	43VG40JT##19YY	44VG40JT##19YY			
Ductile V-Groove	1500	04,09,60,48,57, B1, B5	43DV40JT##19YY	44DV40JT##19YY			
Conductive Ultraflex™	500		43CX40JL6319YY	44CX40JL6319YY			
4"	1-13/16"	Solid Steel V-Groove	1500		43SV40IT1419YY	44SV40IT1419YY	

Wheel Diameter	Tread Width	Wheel Type	Load Cap.	Available Bearing Options	Replace + with a desired wheel color		+Color
					Replace ## with desired wheel bearing		
					SWIVEL	RIGID	
5"	2"	Yoke Only			43ZZ50JZ8319YY	44ZZ50JZ8319YY	
		Neo-Energizer™	550	04,09,60,48,57,12	43EN50JB##19YY	44EN50JB##19YY	
		Nomadic™	500	04,09,60,48,57,12	43NM50J+##19YY	44NM50J+##19YY	A,I
		Rubber on Nylon	450	04,09,60,48,57,12	43NR50JB##19YY	44NR50JB##19YY	
		Rubber on Aluminum	500	04,09,60,48,57,12	43RA50JB##19YY	44RA50JB##19YY	
		Mold-On Rubber	400	04,09,60,48,57,12	43RS50JB##19YY	44RS50JB##19YY	
		Blue Ergo™	400		43BL50JL6319YY	44BL50JL6319YY	
		CushEndure™	400		43GR50JB1919YY	44GR50JB1919YY	
		Thermo-Pro™	350	04,09,60,48,57,12	43TP50J+##19YY	44TP50J+##19YY	A,I,T,X,Y,Z
		Xtreme Wheel	250	03	43LS50JA6219YY	44LS50JA6219YY	
		Polyolefin	650	04,09,60,48,57,12	43PO50J+##19YY	44PO50J+##19YY	B,E
		Nylon	900	04,09,60,48,57,12	43NY50JE##19YY	44NY50JE##19YY	
		Ironman	1500	65,73	43NX50J+##19YY	44NX50J+##19YY	B,I
		RokHard™	900	04,09,60,57,12	43HI50JB##19YY	44HI50JB##19YY	
		BrimStone™	1000	04,09,90	43GN50J+##19YY	44GN50J+##19YY	B,Q
		Epoxy	1000	04,09,90	43OV50JQ##19YY	44OV50JQ##19YY	
		MaxRok™	1000	04,09,63,49,57,12	43MA50JB##19YY	44MA50JB##19YY	
		Phenolic	1000	04,09,60,48,57,12	43PH50JB##19YY	44PH50JB##19YY	
		HI-Temp Phenolic	750	04,09,90	43HT50JQ##19YY	44HT50JQ##19YY	
		Sterollizer™	450		43SL50JCB819YY	44SL50JCB819YY	
		Polyon MaxRok™	1000	04,09,60,63,48,57,12	43MU50J+##19YY	44MU50J+##19YY	G,K
		Polyon AL™	900	04,09,60,48,57,12	43PA50J+##19YY	44PA50J+##19YY	N,R
		Polyon-C	900	04,09,60,48,57,12	43PR50JL##19YY	44PR50JL##19YY	
		DW-Black	550		43DW50JLT319YY	44DW50JLT319YY	
		DW-Red	750		43DW50JRT319YY	44DW50JRT319YY	
		DW-Blue	1160		43DW50JBT319YY	44DW50JBT319YY	
		DW-Gray	1200		43DW50JGT319YY	44DW50JGT319YY	
		Poly-Pro™	600	04,09,48,60,63,57,12	43PP50J+##19YY	44PP50J+##19YY	B,C,D,K,M,U,W
			700		43PP50JP4919YY	44PP50JP4919YY	
		Polymadic™			43PP50JH6319YY	44PP50JH6319YY	
			750	04,09,48,60,63,57,12	43PM50J+##19YY	44PM50J+##19YY	I,M
		Polyon™	1100		43PU50JV6319YY	44PU50JV6319YY	
			1100	04,09,60,48,57,12	43PU50J+##19YY	44PU50J+##19YY	G,V
		EnergySaver Polyon™	1300	04,09,60,48,57,12	43SW50JU##19YY	44SW50JU##19YY	
		PolyFlexon™ Cast	800	04,09,60,48,57,12	43RP50JK##19YY	44RP50JK##19YY	
		PolyFlexon™	900		43UA50JO6419YY	44UA50JO6419YY	
		Ultraflex™	900		43UX50JO6419YY	44UX50JO6419YY	
		D-Polyon	900		43UD50JL6419YY	44UD50JL6419YY	
		DuraLastomer™	900	09,60,48,57,12	43SU50JL##19YY	44SU50JL##19YY	
		Super Elastomer	1200	04,09,64,57,12	43SX50JI##19YY	44SX50JI##19YY	
		ErgoLastomer™	1400	04,09,64,57,12	43HU50JI##19YY	44HU50JI##19YY	
		Semi-Steel	1000	04,09,60,48,57,12	43SS50JS##19YY	44SS50JS##19YY	
		Heavy Duty Iron	1200	04,09,60,63,57,12	43HS50JS##19YY	44HS50JS##19YY	
Ductile	1500	04,09,60,63,B1,B5	43DS50JR##19YY	44DS50JR##19YY			
Forged Steel	1500	02,09,60,B1,B5	43FS50JS##19YY	44FS50JS##19YY			
EnergySaver Ductile™	1500	04,09,60,48,B1,B5	43CD50JR##19YY	44CD50JR##19YY			
Iron V-Groove	900	04,09,60,48,57,12	43VG50JT##19YY	44VG50JT##19YY			
Conductive Nylon	630	04,09,60,48,57,12	43CY50JH##19YY	44CY50JH##19YY			
Conductive Ultraflex™	540		43CX50JL6419YY	44CX50JL6419YY			



Wheel Diameter	Tread Width	Wheel Type	Load Cap.	Available Bearing Options	Replace + with a desired wheel color		+Color
					Replace ## with desired wheel bearing		
					SWIVEL	RIGID	
6"	2"	Yoke Only			43ZZ60JZ8319YY	44ZZ60JZ8319YY	
		Neo-Energizer™	600	04, 09,64, 57, 12	43EN60JB##19YY	44EN60JB##19YY	
		Pneumatic	200		43FP60JB6019YY	44FP60JB6019YY	
		Foam Filled	200		43FF60JB6019YY	44FF60JB6019YY	
		Ever-Roll™	200		43ER60J+6019YY	44ER60J+6019YY	B,I
		Nomadic™	600	04,09,48,60,57,12	43NM60J+##19YY	44NM60J+##19YY	A,I
		Rubber on Nylon	550	04,09,48,60,57,12	43NR60JB##19YY	44NR60JB##19YY	
		Dura Cushion™	350	04,09,63,57,12	43BC60J+##19YY	44BC60J+##19YY	X,Z
		Eco-Rubber	350		43SN60JB5319YY	44SN60JB5319YY	
		Rubber on Aluminum	550	04,09,48,60,57,12	43RA60JB##19YY	44RA60JB##19YY	
		Mold-On Rubber	550	04,09,48,60,57,12	43RS60JB##19YY	44RS60JB##19YY	
		Supreme Rubber	700	04,09,48,60,57,12	43RH60JS##19YY	44RH60JS##19YY	
		Blue Ergo™	550	04	43BL60JL6319YY	44BL60JL6319YY	
		Thermo-Pro™	500	04,09,60,63,48,57,12	43TP60J+##19YY	44TP60J+##19YY	A,I,T,X,Y,Z
		Xtreme Wheel	350	04	43LS60JA6219YY	44LS60JA6219YY	
		Polyolefin	700	04,09,60,53,P3,48,57,12	43PO60J+##19YY	44PO60J+##19YY	B,E
		Nylon	1000	04,09,63,57,12	43NY60JE##19YY	44NY60JE##19YY	
		Ironman	1500	65, 73	43NX60JB##19YY	44NX60JB##19YY	
		RokHard™	1000	04,09,48,60,57,12	43HI60JB##19YY	44HI60JB##19YY	
		BrimStone™	1100	04,09,60,90	43GN60J+##19YY	44GN60J+##19YY	B,Q
		Epoxy	1100	04,09,90	43OV60JQ##19YY	44OV60JQ##19YY	
		MaxRok™	1200	04,09,63,57,12	43MA60JB##19YY	44MA60JB##19YY	
		Phenolic	1200	04,09,48,60,57,12	43PH60JB##19YY	44PH60JB##19YY	
		Straight-Sided Phenolic	1500		43PH60TB##19YY	44PH60TB##19YY	
		High-Temp Phenolic	900	04,09,90	43HT60JQ##19YY	44HT60JQ##19YY	
		Poly MaxRok™	1200	04,09,48,60,57,12	43MU60J+##19YY	44MU60J+##19YY	G,K
		Polyon AL™	1200	04,09,48,60,57,12	43PA60J+##19YY	44PA60J+##19YY	N,R
		Polyon-C	1200	04,09,48,60,57,12	43PR60JL##19YY	44PR60JL##19YY	
		DW-Black	700		43DW60JLT319YY	44DW60JLT319YY	
		DW-Red	960		43DW60JRT319YY	44DW60JRT319YY	
		DW-Blue	1440		43DW60JBT319YY	44DW60JBT319YY	
		DW-Gray	1440		43DW60JGT319YY	44DW60JGT319YY	
		Crown DW-Red	960		43DW60XRT319YY	44DW60XRT319YY	
		Crown DW-Blue	1440		43DW60XBT319YY	44DW60XBT319YY	
		Poly-Pro™	720	04,09,48,60,63,57,12	43PP60J+##19YY	44PP60J+##19YY	D,I,K,M,U,W
			900		43PP60JP4919YY	44PP60JP4919YY	
					43PP60JH6319YY	44PP60JH6319YY	
		Polymadic™	900	04,09,48,60,63,57,12	43PM60J+##19YY	44PM60J+##19YY	I,M
		Polyon™	1200		43PU60JV6319YY	44PU60JV6319YY	
				04,09,48,60,57,12	43PU60J+##19YY	44PU60J+##19YY	G,V
		EnergySaver Polyon™	1400	04,09,63,57,12	43SW60JU##19YY	44SW60JU##19YY	
		PolyFlexon™ Cast	900	04,09,63,57,12	43RP60JK##19YY	44RP60JK##19YY	
		PolyFlexon™	900		43UA60J+6419YY	44UA60J+6419YY	N,O
		D-Polyon	1000		43UD60JL6419YY	44UD60JL6419YY	
		Ultraflex™	1000		43UX60JO6419YY	44UX60JO6419YY	
		Champion	1200		43CP60JN6419YY	44CP60JN6419YY	
		DuraLastomer™	1000	09,48,60,57,12	43SU60JL##19YY	44SU60JL##19YY	
		Super Elastomer	1400		43SX60JI6419YY	44SX60JI6419YY	
		ErgoLastomer™	1500	04,09,48,60,64,57,12	43HU60JI##19YY	44HU60JI##19YY	
		Titan™ Polymer	1500		43PX60JO6319YY	44PX60JO6319YY	
Conquer™	1200		43CQ60JR6419YY	44CQ60JR6419YY			
	1200		43CQ60JL6419YY	44CQ60JL6419YY			
Semi-Steel	1200	04,09,48,60,57,12	43SS60JS##19YY	44SS60JS##19YY			
Heavy Duty Iron	1400	04,09,60,63,57,12	43HS60JS##19YY	44HS60JS##19YY	S=Flat Tread;		
		04,09,60,48,57,12	43HS60JX##19YY	44HS60JX##19YY	X=Crown Tread		
Ductile	1500	04,09,60,73,63,B1,B5	43DS60JR##19YY	44DS60JR##19YY			
EnergySaver Ductile™	1500	04,09,48, 60,73,B1,B5	43CD60JR##19YY	44CD60JR##19YY			
Forged Steel	1500	04,09,73,63,B1,B5	43FS60JS##19YY	44FS60JS##19YY	S=Flat Tread;		
			43FS60JX4P19YY	44FS60JX4P19YY	X=Crown Tread		
Ironman™ V-Groove	1000		43NV60JT4P19YY	44NV60JT4P19YY			
Iron V-Groove	1000	04,09,48,60,57,12	43VG60JT##19YY	44VG60JT##19YY			
Ductile V-Groove	1500	04,09,57,12,63,B1,B5	43DV60JT##19YY	44DV60JT##19YY			
Conductive Nylon	700		43CY60JI6219YY	44CY60JI6219YY			
Conductive Ultraflex™	600		43CX60JL6419YY	44CX60JL6419YY			

Wheel Diameter	Tread Width	Wheel Type	Load Cap.	Available Bearing Options	Replace + with a desired wheel color		+Color
					Replace ## with desired wheel bearing		
					SWIVEL	RIGID	
6"	1-13/16"	Solid Steel V-Groove	1500		43SV60IT1419YY	44SV60IT1419YY	
6"	2.5"	Yoke Only			43ZZ60KZ8319YY	44ZZ60KZ8319YY	
		Mold-On Rubber	700		43RS60KB0619YY	44RS60KB0619YY	
		Phenolic	1400		43PH60KB0619YY	44PH60KB0619YY	
		Polyon™	1500		43PU60KV0619YY	44PU60KV0619YY	
		Semi-Steel	1500		43SS60KS0619YY	44SS60KS0619YY	
8"	2"	Yoke Only			43ZZ80JZ8319YY	44ZZ80JZ8319YY	
		Neo-Energizer™	600	04,09,64,57,12	43EN80JB##19YY	44EN80JB##19YY	
		Nomadic™	700	04,09,48,60,57,12	43NM80J+##19YY	44NM80J+##19YY	A,I
		Rubber on Nylon	600	04,09,48,60,57,12	43NR80JB##19YY	44NR80JB##19YY	
		Dura Cushion™	450	04,09,63,57,12	43BC80J+##19YY	44BC80J+##19YY	X,Z
		Eco-Rubber	450	53,P3	43SN80UC##19YY	44SN80UC##19YY	
		Rubber on Aluminum	600	04,09,48,60,57,12	43RA80JB##19YY	44RA80JB##19YY	
		Mold-On Rubber	600	04,09,48,60,57,12	43RS80JB##19YY	44RS80JB##19YY	
		Supreme Rubber	810	04,09,63,57,12	43RH80JS##19YY	44RH80JS##19YY	
		Blue Ergo™	600		43BL80JL6319YY	44BL80JL6319YY	
		Thermo-Pro™	600	04,09,60,63,48,57,12	43TP80J+##19YY	44TP80J+##19YY	A,I,T,X,Y,Z
		Xtreme Wheel	400		43LS80JA6219YY	44LS80JA6219YY	
		Polyolefin	900	04,09,60,53,P3,48,57,90,12	43PO80J+##19YY	44PO80J+##19YY	B,E
		Nylon	1100	04,09,63,57,12	43NY80JE##19YY	44NY80JE##19YY	
		Ironman	1500	65,73	43NX80JB##19YY	44NX80JB##19YY	
		RokHard™	1100	04,09,48,60,57,12	43HI80JB##19YY	44HI80JB##19YY	
		BrimStone™	1200	04,09,60,90	43GN80J+##19YY	44GN80J+##19YY	B,Q
		Epoxy	1200	04,09	43OV80JQ##19YY	44OV80JQ##19YY	
		MaxRok™	1400	04,09,49,57,12	43MA80JB##19YY	44MA80JB##19YY	
		Phenolic	1400	04,09,48,60,57,12	43PH80JB##19YY	44PH80JB##19YY	
		High-Temp Phenolic	1100	04,09,90	43HT80JQ##19YY	44HT80JQ##19YY	
		Poly MaxRok™	1400	04,09,48,60,57,12	43MU80J+##19YY	44MU80J+##19YY	G,K
		Polyon AL™	1500	04,09,48,60,57,12	43PA80J+##19YY	44PA80J+##19YY	N,R
		DW-Black	750		43DW80JLT319YY	44DW80JLT319YY	
		DW-Red	1100		43DW80JRT319YY	44DW80JRT319YY	
		DW-Blue	1500		43DW80JBT319YY	44DW80JBT319YY	
		DW-Gray	1500		43DW80JGT319YY	44DW80JGT319YY	
		Crown DW-Red	1100		43DW80XRT319YY	44DW80XRT319YY	
		Crown DW-Blue	1500		43DW80XBT319YY	44DW80XBT319YY	
		Poly-Pro™	810	04,09,48,60,63,57,12	43PP80J+##19YY	44PP80J+##19YY	C,D,I,K,M,U,W
			1000		43PP80JP4919YY	44PP80JP4919YY	
			1000		43PP80JH6319YY	44PP80JH6319YY	
		Polymadic™	1000	04,09,48,60,63,57,12	43PM80J+##19YY	44PM80J+##19YY	I,M
		Polyon™	1400		43PU80JV6319YY	44PU80JV6319YY	
				04,09,48,60,57,12	43PU80J+##19YY	44PU80J+##19YY	G,V
		EnergySaver Polyon™	1500	04,09,48,60,57,12	43SW80JU##19YY	44SW80JU##19YY	
		PolyFlexon™ Cast	1000		43RP80JK6319YY	44RP80JK6319YY	
		PolyFlexon™	1200		43UA80J+6419YY	44UA80J+6419YY	N,O
		D-Polyon	1200		43UD80JL6419YY	44UD80JL6419YY	
		Ultraflex™	1200		43UX80JO6419YY	44UX80JO6419YY	
		Champion	1500		43CP80JN6419YY	44CP80JN6419YY	
		DuraLastomer™	1000	09,48,60,57,12	43SU80JL##19YY	44SU80JL##19YY	
		Super Elastomer	1500		43SX80JI6419YY	44SX80JI6419YY	
		ErgoLastomer™	1500	04,09,64,57,12	43HU80JI##19YY	44HU80JI##19YY	
		Titan™ Polymer	1500		43PX80JO6319YY	44PX80JO6319YY	
		Conquer™	1500		43CQ80JM6419YY	44CQ80JM6419YY	
			1500		43CQ80JL6419YY	44CQ80JL6419YY	
		Semi-Steel	1400	04,09,48,60,57,12	43SS80JS##19YY	44SS80JS##19YY	
		Heavy Duty Iron	1500	04,09,48,60,57,12	43HS80JS##19YY	44HS80JS##19YY	S=Flat Tread;
				04,09,48,60,57,12	43HS80JX##19YY	44HS80JX##19YY	X=Crown Tread
Ductile	1500	04,09,48,60,B1,B5	43DS80JR##19YY	44DS80JR##19YY			
EnergySaver Ductile™	1500	04,09,48,60,B1,B5	43CD80JR##19YY	44CD80JR##19YY			
Forged Steel	1500	04,09,63,B1,B5	43FS80JS##19YY	44FS80JS##19YY	S=Flat Tread;		
			43FS80JX4P19YY	44FS80JX4P19YY	X=Crown Tread		
Ironman™ V-Groove	1500		43NV80JT4P19YY	44NV80JT4P19YY			
Iron V-Groove	1200	04,09,48,60,57,12	43VG80JT##19YY	44VG80JT##19YY			
Conductive Nylon	770		43CY80JI6219YY	44CY80JI6219YY			
Conductive Ultraflex™	700		43CX80JL6419YY	44CX80JL6419YY			

Wheel Diameter	Tread Width	Wheel Type	Load Cap.	Available Bearing Options	Replace + with a desired wheel color		+Color
					Replace ## with desired wheel bearing		
					SWIVEL	RIGID	
8"	2"	Yoke Only			43ZZ81JZ8319YY	44ZZ81JZ8319YY	
		Neo-Energizer™	600	04,09,64,57,12	43EN81JB##19YY	44EN81JB##19YY	
		Nomadic™	700	04,09,48,60,57,12	43NM81J+##19YY	44NM81J+##19YY	A,I
		Rubber on Nylon	600	04,09,48,60,57,12	43NR81JB##19YY	44NR81JB##19YY	
		Dura Cushion™	450	04,09,63,57,12	43BC81J+##19YY	44BC81J+##19YY	X,Z
		Eco-Rubber	450	53,P3	43SN81UC##19YY	44SN81UC##19YY	
		Rubber on Aluminum	600	04,09,48,60,57,12	43RA81JB##19YY	44RA81JB##19YY	
		Mold-On Rubber	600	04,09,48,60,57,12	43RS81JB##19YY	44RS81JB##19YY	
		Supreme Rubber	810	04,09,63,57,12	43RH81JS##19YY	44RH81JS##19YY	
		Blue Ergo™	600		43BL81JL6319YY	44BL81JL6319YY	
		Thermo-Pro™	600	04,09,60,63,48,57,12	43TP81J+##19YY	44TP81J+##19YY	A,I,T,X,Y,Z
		Polyolefin	900	04,09,60,53,P3,48,57,90,12	43PO81J+##19YY	44PO81J+##19YY	B,E
		Nylon	1100	04,09,63,57,12	43NY81JE##19YY	44NY81JE##19YY	
		Ironman	1500	65,73	43NX81JB##19YY	44NX81JB##19YY	
		RokHard™	1100	04,09,48,60,57,12	43HI81JB##19YY	44HI81JB##19YY	
		BrimStone™	1200	04,09,60,90	43GN81J+##19YY	44GN81J+##19YY	B,Q
		Epoxy	1200	04,09	43OV81JQ##19YY	44OV81JQ##19YY	
		MaxRok™	1400	04,09,49,57,12	43MA81JB##19YY	44MA81JB##19YY	
		Phenolic	1400	04,09,48,60,57,12	43PH81JB##19YY	44PH81JB##19YY	
		High-Temp Phenolic	1100	04,09,90	43HT81JQ##19YY	44HT81JQ##19YY	
		Poly MaxRok™	1400	04,09,48,60,57,12	43MU81J+##19YY	44MU81J+##19YY	G,K
		Polyon AL™	1500	04,09,48,60,57,12	43PA81J+##19YY	44PA81J+##19YY	N,R
		DW-Black	750		43DW81JLT319YY	44DW81JLT319YY	
		DW-Red	1100		43DW81JRT319YY	44DW81JRT319YY	
		DW-Blue	1500		43DW81JBT319YY	44DW81JBT319YY	
		DW-Gray	1500		43DW81JGT319YY	44DW81JGT319YY	
		Crown DW-Red	1100		43DW81XRT319YY	44DW81XRT319YY	
		Crown DW-Blue	1500		43DW81XBT319YY	44DW81XBT319YY	
		Poly-Pro™	810	04,09,48,60,63,57,12	43PP81J+##19YY	44PP81J+##19YY	C,D,I,K,M,U,W
			1000		43PP81JP4919YY	44PP81JP4919YY	
			1000		43PP81JH6319YY	44PP81JH6319YY	
		Polymadic™	1000	04,09,48,60,63,57,12	43PM81J+##19YY	44PM81J+##19YY	I,M
		Polyon™	1400	04,09,48,60,57,12	43PU81JV6319YY	44PU81JV6319YY	
				04,09,48,60,57,12	43PU81J+##19YY	44PU81J+##19YY	G,V
		EnergySaver Polyon™	1500	04,09,48,60,57,12	43SW81JU##19YY	44SW81JU##19YY	
		PolyFlexon™ Cast	1000		43RP81JK6319YY	44RP81JK6319YY	
		PolyFlexon™	1200		43UA81J+6419YY	44UA81J+6419YY	N,O
		D-Polyon	1200		43UD81JL6419YY	44UD81JL6419YY	
		Ultraflex™	1200		43UX81JO6419YY	44UX81JO6419YY	
		Champion	1500		43CP81JN6419YY	44CP81JN6419YY	
		DuraLastomer™	1000	09,48,60,57,12	43SU81JL##19YY	44SU81JL##19YY	
		Super Elastomer	1500		43SX81JI6419YY	44SX81JI6419YY	
		ErgoLastomer™	1500	04,09,64,57,12	43HU81JI##19YY	44HU81JI##19YY	
		Titan™ Polymer	1500		43PX81JO6319YY	44PX81JO6319YY	
		Conquer™	1500		43CQ81JM6419YY	44CQ81JM6419YY	
1500			43CQ81JL6419YY	44CQ81JL6419YY			
Semi-Steel	1400	04,09,48,60,57,12	43SS81JS##19YY	44SS81JS##19YY			
Heavy Duty Iron	1500	04,09,48,60,57,12	43HS81JS##19YY	44HS81JS##19YY	S=Flat Tread;		
		04,09,48,60,57,12	43HS81JX##19YY	44HS81JX##19YY	X=Crown Tread		
Ductile	1500	04,09,48,60,B1,B5	43DS81JR##19YY	44DS81JR##19YY			
EnergySaver Ductile™	1500	04,09,48,60,B1,B5	43CD81JR##19YY	44CD81JR##19YY			
Forged Steel	1500	04,09,63,B5,B1	43FS81JS##19YY	44FS81JS##19YY	S=Flat Tread;		
			43FS81JX4P19YY	44FS81JX4P19YY	X=Crown Tread		
Ironman™ V-Groove	1500		43NV81JT4P19YY	44NV81JT4P19YY			
Iron V-Groove	1200	04,09,48,60,57,12	43VG81JT##19YY	44VG81JT##19YY			
Conductive Nylon	770		43CY81JI6219YY	44CY81JI6219YY			
Conductive Ultraflex™	700		43CX81JL6419YY	44CX81JL6419YY			
8"	2-1/2"	Yoke Only			43ZZ80KZ8319YY	44ZZ80KZ8319YY	
		Mold-On Rubber	800	23	43RS80KB0619YY	44RS80KB0619YY	
		Neo-Energizer™	1400		43EN80KB2D19YY	44EN80KB2D19YY	
		Phenolic	1500		43PH80KB0619YY	44PH80KB0619YY	
		Polyon™	1500		43PU80KV0619YY	44PU80KV0619YY	
Semi-Steel	1500		43SS80KS0619YY	44SS80KS0619YY			
10"	2-1/2"	Yoke Only			43ZZ10KZ8319YY	44ZZ10KZ8319YY	
		Mold-On Rubber	1000		43RS10KB0619YY	44RS10KB0619YY	
		Phenolic	1500		43PH10KB0619YY	44PH10KB0619YY	
		Polyon™	1500		43PU10KV0619YY	44PU10KV0619YY	
		Semi-Steel	1500		43SS10KS0619YY	44SS10KS0619YY	

\*The Ever-Roll is not designed to sit with load.

## 53/54 Heavy Duty Series – 2,500lbs

- Exceptionally smooth and easy swiveling action and counteracts radial thrust
- ASTM1045 drop forged swivel head, 3/8" thick swivel head
- 7/16" diameter hardened ball bearings as main load bearing
- Tapered roller bearings for the lower raceway thrust bearing
- Integrally forged kingpin 3/4" diameter
- 3/4" axle bolt with grease fitting
- 3/8" thick steel legs
- Zinc plated finished



53HU10LI6519-0F0000



53RH10LS2419YY



53SW10LU2419YY



Face Contact Brake (FY)	Toe Guard (4Y)	4-Position Lock (PY)

Fastening Pattern			
Plate Code	Overall Size	Bolt holes Pattern	Mounting Bolt size
19	4-1/2" x 6-1/4"	2-7/16" x 4-15/16" to 3-3/8" x 5-1/4"	1/2"
Overall Height and Swivel Radius			
Wheel Diameter	Overall Height	Denotation Code	Swivel Radius
4"	5-1/2"	50	3-49/64"
5"	6-1/2"	50	4-1/2"
6"	7-1/2"	60	5-1/2"
8"	10-1/8"	80	6-1/4"
		89	7-1/2"
10"	11-1/2"	10	7-1/2"
12"	13-1/2"	12	9-1/8"

Wheel Diameter	Tread Width	Wheel Type	Load Capacity	Swivel caster part number is shown below. To order Rigid casters change part number prefix 81 to 82.			+Color
				Roller Bearing 24	Sealed Precision	Tapered Bearing	
				Add options by replacing YY in part number with option designators.			
4"	Yoke only			53ZZ40LZ8819YY			
	3"	Forged Steel	2500	53FS40LS2419YY			
5"	Yoke only			53ZZ50KZ8819YY			
	2-1/2"	Ductile Steel	2000	53DS50KR2319YY	53DS50KR8919YY		
		Polyon™	1400	53PU50KG2319YY	53PU50KG8919YY		
5"	Yoke only			53ZZ50LZ8819YY			
	2-1/2"	Ductile Steel	2000	53DS50QR2419YY	53DS50QR6919YY		
	3"	Polyon™	1600	53PU50LG2419YY	53PU50LG6919YY		
6"	Yoke only			53ZZ60KZ8819YY			
	2-1/2"	Mold-On Rubber	700	53RS60KB2319YY	53RS60KB8919YY		
		Phenolic	1600	53PH60KB2319YY	53PH60KB8919YY		
		Polyon™	1600	53PU60K+2319YY	53PU60K+8919YY		G,V
		EnergySaver Polyon™	1700	53SW60KU2319YY	53SW60KU8919YY	53SW60KU7019YY	
		ErgoLastomer™	2200		53HU60KI5P19YY		
		Semi-Steel	1800	53SS60KS2319YY	53SS60KS8919YY		
		Ductile Steel	2500	53DS60KR2319YY	53DS60KR8919YY	53DS60KR7019YY	
		EnergySaver Ductile™	2500	53CD60KR2319YY	53CD60KR8919YY	53CD60KR7019YY	
		Iron V-Groove	2500	53VG60KT2319YY	53VG60KT8919YY		
	Ductile Iron V-Groove	2500	53DV60KT2319YY	53DV60KT8919YY	53DV60KT7019YY		
	Yoke only			53ZZ60LZ819YY			
	2-1/2"	Mold-On Rubber	700	53RS60QB2419YY	53RS60QB6919YY		
		Phenolic	1600	53PH60QB2419YY	53PH60QB6919YY		
		Polyon™	1600	53PU60Q+2419YY	53PU60Q+6919YY		G,V
		EnergySaver Polyon™	1700	53SW60QU2419YY	53SW60QU6919YY	53SW60QU7019YY	
		ErgoLastomer™	2200		53HU60QI6519YY		
		Semi-Steel	1800	53SS60QS2419YY	53SS60QS6919YY		
		Ductile Steel	2500	53DS60QR2419YY	53DS60QR6919YY	53DS60QR7019YY	
		EnergySaver Ductile™	2500	53CD60QR2419YY	53CD60QR6919YY	53CD60QR7019YY	
		Iron V-Groove	2500	53VG60QT2419YY	53VG60QT6919YY		
	Ductile Iron V-Groove	2500	53DV60QT2419YY	53DV60QT6919YY	53DV60QT7019YY		
	3"	Mold-On rubber	750	53RS60LB2419YY	53RS60LB6919YY		
		Supreme Rubber™	850			53RH60LS7019YY	
		Phenolic	2000	53PH60LB2419YY	53PH60LB6919YY		
		Polyon™	2000	53PU60L+2419YY	53PU60L+6919YY		G,V
		EnergySaver Polyon™	2200	53SW60LU2419YY	53SW60LU6919YY	53SW60LU2419YY	
		UltraPoly™	2500	53EX60LG2419YY	53EX60LG5P19YY	53EX60LG7019YY	
Titan Polymer™		2500		53PX60LO5P19YY	53PX60LO7919YY		
Ironman		2500		53NX60LB5P19YY			
Semi-Steel		2500	53SS60LS2419YY	53SS60LS6919YY			
Ductile Steel		2500	53DS60LR2419YY	53DS60LR5P19YY	53DS60LR7019YY		
EnergySaver Ductile™		2500	53CD60LR2419YY	53CD60LR5P19YY	53CD60LR7019YY		
Forged Steel		2500	53FS60LS2419YY		53FS60LS7919YY		
Crown Forged Steel		2500		53FS60LX5P19YY	53FS60LX7919YY		
Iron V-Groove		2500	53VG60L+2419YY	53VG60L+6919YY		T,W	
Ductile Iron V-Groove		2500	53DV60L+2419YY	53DV60LT5P19YY	53DV60LT7019YY	T,W	
Forged Iron V-Groove	2500	53FV60LW2419YY		53FV60LW7919YY			
2 x 1.5"	DW-Blue	2500		53DW60LBT419YY			
	DW-Gray	2500		53DW60LGT419YY			
	Crown DW-Blue	2500		53DW60YBT419YY			
	Crown DW-Gray	2500		53DW60YGT419YY			

Wheel Diameter	Tread Width	Wheel Type	Load Capacity	Swivel caster part number is shown below. To order Rigid casters change part number prefix 81 to 82.			+Color	
				Roller Bearing 24	Sealed Precision	Tapered Bearing		
				Add options by replacing YY in part number with option designators.				
8"		Yoke only		53ZZ80KZ8819YY				
	2-1/2"	Neo-Energizer	1400	53EN80KB2319YY	53EN80KB8919YY			
		Mold-On rubber	850	53RS80KB2319YY	53RS80KB8919YY			
		Phenolic	2000	53PH80KB2319YY	53PH80KB8919YY			
		Polyon™	2000	53PU80K+2319YY	53PU80K+8919YY		G,V	
		EnergySaver Polyon™	2200	53SW80KU2319YY	53SW80KU8919YY	53SW80KU7019YY		
		ErgoLastomer™	2300		53HU80KI6519YY			
		Semi-Steel	1800	53SS80KS2319YY	53SS80KS8919YY			
		Ductile	2500	53DS80KR2319YY	53DS80KR8919YY	53DS80KR7019YY		
		EnergySaver Ductile™	2500	53CD80KR2319YY		53CD80KR7019YY		
		Iron V-Groove	2500	53VG80KT2319YY	53VG80KT8919YY			
	Ductile Iron V-Groove	2500	53DV80KT2319YY	53DV80KT8919YY	53DV80QT7019YY			
			Yoke only		53ZZ80LZ8819YY			
	2-1/2"	Mold-On Rubber	850	53RS80QB2419YY	53RS80QB6919YY			
		Phenolic	2000	53PH80QB2419YY	53PH80QB6919YY			
		Polyon™	2000	53PU80Q+2419YY	53PU80Q+6919YY		G,V	
		EnergySaver Polyon™	2200	53SW80QU2419YY	53SW80QU6919YY	53SW80QU7019YY		
		Semi-Steel	1800	53SS80QS2419YY	53SS80QS6919YY			
		Ductile	2500	53DS80QR2419YY	53DS80QR6919YY	53DS80QR7019YY		
		EnergySaver Ductile™	2500	53CD80QR2419YY	53CD80QR5P19YY	53CD80QR7019YY		
		Iron V-Groove	2500	53VG80QT2419YY	53VG80QT6919YY			
			Ductile Iron V-Groove	2500	53DV80QT2419YY	53DV80QT6919YY	53DV80WT7019YY	
	3"	Mold-On Rubber	900	53RS80LB2419YY	53RS80LB6919YY			
		Supreme Rubber™	1000			53RH80LS7019YY		
		Phenolic	2500	53PH80LB2419YY	53PH80LB6919YY			
		High-Temp Phenolic	1900	53HT80LQ2419YY	53HT80LQ6919YY			
		Epoxy	1900	53OV80LQ2419YY	53OV80LQ6919YY			
		Polyon™	2500	53PU80L+2419YY	53PU80LG5P19YY		G,V	
		EnergySaver Polyon™	2500	53SW80LU2419YY	53SW80LU5P19YY	53SW80LU7019YY		
		UltraPoly™	2500	53EX80LG2419YY	53EX80LG5P19YY	53EX80LG7019YY		
		ErgoLastomer™	2500		53HU80LI5P19YY			
		Titan Polymer™	2500		53PX80LO5P19YY	53PX80LO7919YY		
		Ironman	2500		53NX80LB5P19YY			
		Semi-Steel	2500	53SS80LS2419YY	53SS80LS6919YY			
		Ductile	2500	53DS80LR2419YY	53DS80LR5P19YY	53DS80LR7019YY		
		EnergySaver Ductile™	2500	53CD80LR2419YY	53CD80LR6919YY	53CD80LR7019YY		
		Forged Steel	2500	53FS80LS2419YY		53FS80LS7919YY		
		Crown Forged Steel	2500		53FS80LX5P19YY	53FS80LX7919YY		
		Iron V-Groove	2500	53VG80L+2419YY	53VG80L+6919YY		T,W	
		Ductile Iron V-Groove	2500	53DV80L+2419YY	53DV80L+5P19YY	53DV80L+7019YY	T,W	
Forged Iron V-Groove	2500	53FV80LW2419YY		53FV80LW7919YY				
2 x 1.5"	DW-Blue	2500		53DW80LBT419YY				
	DW-Gray	2500		53DW80LGT419YY				
	Crown DW-Blue	2500		53DW80YBT419YY				
	Crown DW-Gray	2500		53DW80YGT419YY				

Wheel Diameter	Tread Width	Wheel Type	Load Capacity	Swivel caster part number is shown below. To order Rigid casters change part number prefix 81 to 82.			+Color
				Roller Bearing 24	Sealed Precision	Tapered Bearing	
				Add options by replacing YY in part number with option designators.			
10"	2-1/2"	Yoke only		53ZZ10KZ8819YY			G,V
		Mold-On Rubber	1000	53RS10KB2319YY	53RS10KB8919YY		
		Phenolic	2500	53PH10KB2319YY	53PH10KB8919YY		
		Polyon™	2200	53PU10K+2319YY	53PU10K+8919YY		
		EnergySaver Polyon™	2400	53SW10KU2319YY	53SW10KU8919YY		
		Semi-Steel	2000	53SS10KS2319YY	53SS10KS8919YY		
	Ductile	2500	53DS10KR2319YY	53DS10KR8919YY			
	2-1/2"	Yoke only		53ZZ10LZ8819YY			G,V
		Mold-On rubber	1000	53RS10QB2419YY	53RS10QB6919YY		
		Phenolic	2500	53PH10QB2419YY	53PH10QB6919YY		
		Polyon™	2200	53PU10Q+2419YY	53PU10Q+6919YY		
		EnergySaver Polyon™	2400	53SW10QU2419YY	53SW10QU6919YY	53SW10QU7019YY	
		Semi-Steel	2000	53SS10QS2419YY	53SS10QS6919YY		
	Ductile	2500	53DS10QR2419YY	53DS10QR6919YY			
	3"	Mold-On Rubber	1100	53RS10LB2419YY	53RS10LB6919YY	53RS10LB7019YY	G,V
		Supreme Rubber™	1300			53RH10LS7019YY	
		Phenolic	2500	53PH10LB2419YY	53PH10LB6919YY		
		High-Temp Phenolic	2400	53HT10LQ2419YY	53HT10LQ6919YY		
		Epoxy	2400	53OV10LQ2419YY	53OV10LQ6919YY		
		Polyon™	2500	53PU10L+2419YY	53PU10LG5P19YY		
		EnergySaver Polyon™	2500	53SW10LU2419YY	53SW10LU6919YY	53SW10LU7019YY	
		UltraPoly™	2500	53EX10LG2419YY	53EX10LG5P19YY	53EX10LG7019YY	
		ErgoLastomer™	2500		53HU10LI5P19YY		
		Titan Polymer™	2500		53PX10LO5P19YY	53PX10LO7919YY	
		Ironman	2500		53NX10LB5P19YY		
		Semi-Steel	2500	53SS10LS2419YY	53SS10LS6919YY		
		Ductile	2500	53DS10LR2419YY	53DS10LR6519YY	53DS10LR7019YY	
		EnergySaver Ductile™	2500	53CD10LR2419YY	53CD10LR6919YY	53CD10LR7019YY	
		Forged Steel	2500	53FS10LS2419YY		53FS10LS7019YY	
		Crown Forged Steel	2500		53FS10LX5P19YY	53FS10LX7919YY	
	Iron V-Groove	2500	53VG10L+2419YY	53VG10L+6919YY			
	Ductile Iron V-Groove	2500	53DV10L+2419YY	53DV10L+5P19YY	53DV10L+7019YY		
2 x 1.5"	DW-BLUE	2500		53DW10LBT419YY			
	DW-GRAY	2500		53DW10LGT419YY			
	Crown DW-Blue	2500		53DW10YBT419YY			
	Crown DW-Red	2500		53DW10YRT419YY			
	Crown DW-Gray	2500		53DW10YGT419YY			
12"	2-1/2"	Yoke only		53ZZ12LZ8819YY			G,V
		Mold-On Rubber	1200	53RS12QB2419YY	53RS12QB6919YY		
		Phenolic	2500	53PH12QB2419YY	53PH12QB6919YY		
		Polyon™	2500	53PU12Q+2419YY	53PU12Q+6919YY		
		EnergySaver Polyon™	2500	53SW12QU2419YY	53SW12QU6919YY		
	Semi-Steel	2000	53SS12QS2419YY	53SS12QS6919YY			
	3"	Mold-On Rubber	1300	53RS12LB2419YY	53RS12LB6919YY		G,V
		Supreme Rubber™	1400			53RH12LS7019YY	
		Epoxy	2500	53OV12LQ2419YY	53OV12LQ6919YY		
		Phenolic	2500	53PH12LB2419YY	53PH12LB6919YY		
		Polyon™	2500	53PU12L+2419YY	53PU12LG5P19YY		
		EnergySaver Polyon™	2500	53SW12LU2419YY	53SW12LU6919YY	53SW12LU7019YY	
		UltraPoly™	2500	53EX12LG2419YY	53EX12LG5P19YY	53EX12LG7019YY	
		Titan Polymer™	2500		53PX12LO5P19YY	53PX12LO7919YY	
		Ironman	2500		53NX12LB5P19YY		
		Semi-Steel	2500	53SS12LS2419YY	53SS12LS6919YY		
		Ductile	2500	53DS12LR2419YY	53DS12LR5P19YY	53DS12LR7019YY	
		EnergySaver Ductile™	2500	53CD12LR2419YY	53CD12LR6919YY	53CD12LR7019YY	
		Forged Steel	2500			53FS12LS7919YY	
	2 x 1.5"	DW-BLUE	2500		53DW12LBT419YY		
Crown DW-Red		2500		53DW12YRT419YY			

## 55/56 Heavy Duty Forged Series – 3,500LB

- Tapered roller bearing as the lower raceway provides exceptionally smooth and easy swivel action and counteracts radial thrust
- 1/2" diameter hardened ball bearings as main load bearings
- Drop forged (ASTM1045) 3/8" thick swivel head
- Integrally forged kingpin 1" diameter
- 3/4" axle bolt with grease fitting
- 3/8" thick steel for legs
- Zinc plated finish





55CD10LR2425-0F0000



55PX10LOP525YY



55SW10LU2425-000004



### Fastening Pattern

Plate Code	Overall Size	Bolt Hole Pattern	Mounting Bolt size
25	5-1/4" x 7-1/4"	3-3/8" x 5-1/4" slotted to 4-1/8" x 6-1/8"	1/2"

### Overall Height and Swivel Radius

Wheel Diameter	Overall Height	Denotation Code	Swivel Radius
5"	7-1/2"	50	5-3/4"
6"	8"	60	5-5/8"
7"	9"	70	5-3/4"
8"	10-1/2"	80	6-1/2"
		89	7-1/2"
10"	12-1/2"	10	8-1/32"
12"	15-1/2"	12	10-1/32"
16"	19"	16	11-1/2"

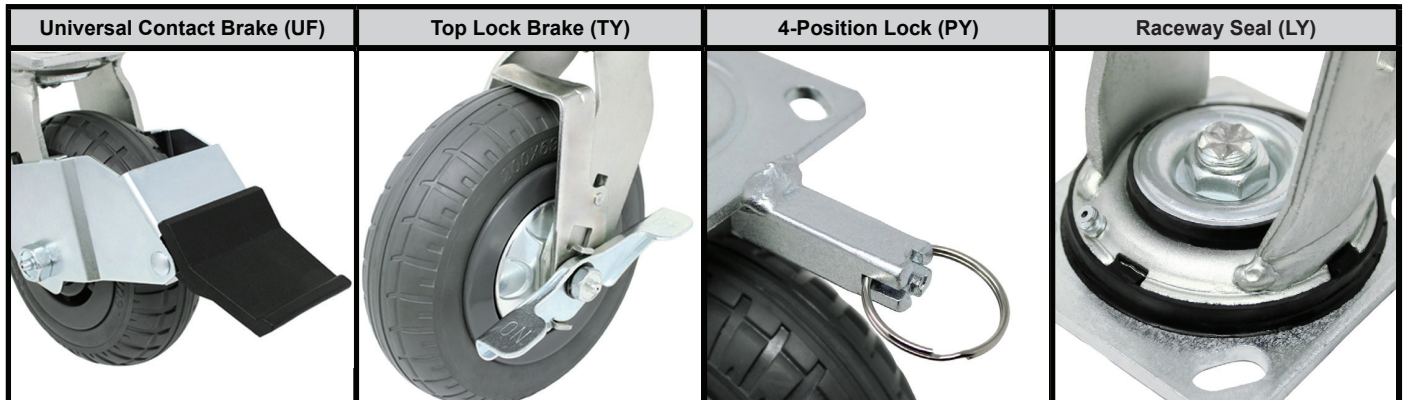


Wheel Diameter	Tread Width	Wheel Type	Load Capacity	Swivel caster part number shown below; to order Rigid casters change part number prefix 55 to 56			+Color
				Roller Bearings 24	Sealed Precision BB	Tapered Bearing	
				Add options by replacing YY in part number with option designators.			
5"	Yoke only			55ZZ50LZ8825YY			
	2-1/2"	Ductile Steel	2000	55DS50QR2425YY	55DS50QR6925YY		
	3"	Polyon™	1400	55PU50LG2425YY	55PU50LG6925YY		
6"	Yoke only			55ZZ60LZ8825YY			
	2-1/2"	Mold-On Rubber	700	55RS60QB2425YY	55RS60QB6925YY		
		Phenolic	1600	55PH60QB2425YY	55PH60QB6925YY		
		Polyon™	1600	55PU60Q+2425YY	55PU60Q+6925YY	G,V	
		EnergySaver Polyon™	1700	55SW60QU2425YY	55SW60QU6925YY	55SW60QU7025YY	
		Semi-Steel	1800	55SS60QS2425YY	55SS60QS6925YY		
		Ductile Steel	3500	55DS60QR2425YY	55DS60QR6925YY	55DS60QR7025YY	
		EnergySaver Ductile™	3500	55CD60QR2425YY	55CD60QR6925YY	55CD60QR7025YY	
		Ductile Iron V-Groove	3500	55DV60QT2425YY	55DV60QT6925YY	55DV60QT7025YY	
	3"	Mold-On Rubber	750	55RS60LB2425YY	55RS60LB6925YY		
		Supreme Rubber™	850			55RH60LS7025YY	
		Phenolic	2000	55PH60LB2425YY	55PH60LB6925YY		
		Polyon™	2000	55PU60L+2425YY	55PU60L+6925YY	G,V	
		EnergySaver Polyon™	2200	55SW60LU2425YY	55SW60LU6925YY	55SW60LU2425YY	
		UltraPoly™	3000	55EX60LG2425YY	55EX60LG5P25YY	55EX60LG7025YY	
		ErgoLastomer™	3200		55HU10LI5P25YY		
		Titan Polymer™	3500		55PX60LO5P25YY	55PX60LO7925YY	
		Ironman	3500		55NX60LB5P25YY		
		Semi-Steel	2500	55SS60LS2425YY	55SS60LS6925YY		
		Ductile Steel	3500	55DS60LR2425YY	55DS60LR5P25YY	55DS60LR7025YY	
		EnergySaver Ductile™	3500	55CD60LR2425YY	55CD60LR5P25YY	55CD60LR7025YY	
		Forged Steel	3500	55FS60LS2425YY		55FS60LS7925YY	
		Crown Forged Steel	3500		55FS60LX5025YY	55FS60LX7925YY	
		2x1.5"	DW-Blue	3500		55DW60LT425YY	
	DW-Gray		3500		55DW60LT425YY		
	Crown DW-Blue		3500		55DW60YBT425YY		
	Crown DW-Gray		3500		55DW60YGT425YY		
	8"	Yoke only			55ZZ80LZ8825YY		
		2-1/2"	Neo-Energizer	1400	55EN80KB2325YY	55EN80KB8925YY	
			Mold-On Rubber	850	55RS80QB2425YY	55RS80QB6925YY	
			Phenolic	2000	55PH80QB2425YY	55PH80QB6925YY	
			Polyon™	2000	55PU80Q+2425YY	55PU80Q+6925YY	G,V
			EnergySaver Polyon™	2200	55SW80QU2425YY	55SW80QU6925YY	55SW80QU7025YY
Semi-Steel			1800	55SS80QS2425YY	55SS80QS6925YY		
Ductile			3500	55DS80QR2425YY	55DS80QR6925YY	55DS80QR7025YY	
EnergySaver Ductile™			3500	55CD80QR2425YY	55CD80QR5P25YY	55CD80QR7025YY	
3"		Iron V-Groove	2500	55VG80QT2425YY	55VG80QT6925YY		
		Ductile Iron V-Groove	3500	55DV80QT2425YY	55DV80QT6925YY	55DV80QT7025YY	
		Mold-On Rubber	900	55RS80LB2425YY	55RS80LB6925YY		
		Supreme Rubber™	1000			55RH80LS7025YY	
		Phenolic	2500	55PH80LB2425YY	55PH80LB6925YY		
		High-Temp Phenolic	1900	55HT80LQ2425YY	55HT80LQ6925YY		
		Epoxy	1900	55OV80LQ2425YY	55OV80LQ6925YY		
		Polyon™	2500	55PU80L+2425YY	55PU80LG5P25YY	G,V	
		EnergySaver Polyon™	2700	55SW80LU2425YY	55SW80LU5P25YY	55SW80LU7025YY	
		UltraPoly™	3500	55EX80LG2425YY	55EX80LG5P25YY	55EX80LG7025YY	
		ErgoLastomer™	3000		55HU80LI5P25YY		
		Titan Polymer™	3500		55PX80LO5P25YY	55PX80LO7925YY	
		Ironman	3500		55NX80LB5P25YY		
		Semi-Steel	2500	55SS80LS2425YY	55SS80LQ6925YY		
		Ductile	3500	55DS80LR2425YY	55DS80LR5P25YY	55DS80LR7025YY	
EnergySaver Ductile™		3500	55CD80LR2425YY	55CD80LR6925YY	55CD80LR7025YY		
Forged Steel		3500	55FS80LS2425YY		55FS80LS7925YY		
Crown Forged Steel		3500		55FS80LX5P25YY	55FS80LX7925YY		
2x1.5"		Iron V-Groove	3500	55VG80L+2425YY	55VG80L+6925YY	T,W	
		Ductile Iron V-Groove	3500	55DV80L+2425YY	55DV80L+5P25YY	55DV80L+7025YY	
		Forged Iron V-Groove	3500	55FV80LW2425YY		55FV80LW7925YY	
		DW-Blue	3500		55DW80LT425YY		
2x1.5"		DW-Gray	3500		55DW80LGT425YY		
		Crown DW-Blue	3500		55DW80YBT425YY		
	Crown DW-Gray	3500		55DW80YGT425YY			

Wheel Diameter	Tread Width	Wheel Type	Load Capacity	Swivel caster part number shown below; to order Rigid casters change part number prefix 55 to 56			+Color
				Roller Bearings 24	Sealed Precision BB	Tapered Bearing	
				Add options by replacing YY in part number with option designators.			
7"	3"	Yoke only		55ZZ70LZ8825YY			
		Phenolic	2800	55PH70LB2425YY	55PH70LB6925YY		
10"	2-1/2"	Yoke only		55ZZ10LZ8825YY			
		Mold-On Rubber	1000	55RS10QB2425YY	55RS10QB6925YY		
		Phenolic	2500	55PH10QB2425YY	55PH10QB6925YY		
		Polyon™	2200	55PU10Q+2425YY	55PU10Q+6925YY		G,V
		EnergySaver Polyon™	2400	55SW10QU2425YY	55SW10QU6925YY	55SW10QU7025YY	
		Semi-Steel	2000	55SS10QS2425YY	55SS10QS6925YY		
	3"	Ductile	3500	55DS10QR2425YY	55DS10QR6925YY		
		Mold-On Rubber	1100	55RS10LB2425YY	55RS10LB6925YY	55RS10LB7025YY	
		Supreme Rubber™	1300			55RH10LS7025YY	
		Phenolic	2900	55PH10LB2425YY	55PH10LB6925YY		
		High-Temp Phenolic	2400	55HT10LQ2425YY	55HT10LQ6925YY		
		Epoxy	2400	55OV10LQ2425YY	55OV10LQ6925YY		
		Polyon™	3000	55PU10L+2425YY	55PU10LG5P25YY		G,V
		EnergySaver Polyon™	3000	55SW10LU2425YY	55SW10LU6925YY	55SW10LU7025YY	
		UltraPoly™	3500	55EX10LG2425YY	55EX10LG5P25YY	55EX10LG7025YY	
		ErgoLastomer™	3200		55HU10LI5P25YY		
		Titan Polymer™	3500		55PX10LO5P25YY	55PX10LO7925YY	
		Ironman	3500		55NX10LB5P25YY		
		Semi-Steel	2500	55SS10LS2425YY	55SS10LS6925YY		
		Ductile	3500	55DS10LR2425YY	55DS10LR5P25YY	55DS10LR7025YY	
	EnergySaver Ductile™	3500	55CD10LR2425YY	55CD10LR6925YY	55CD10LR7025YY		
	Forged Steel	3500	55FS10LS2425YY		55FS10LS7925YY		
	Crown Forged Steel	3500		55FS10LX5P25YY	55FS10LX7925YY		
	Iron V-Groove	3500	55VG10L+2425YY	55VG10L+6925YY		T,W	
	Ductile Iron V-Groove	3500	55DV10L+2425YY	55DV10L+5P25YY	55DV10L+7025YY	T,W	
	2x1.5"	DW-BLUE	3500		55DW10LBT425YY		
		DW-GRAY	3500		55DW10LGT425YY		
		Crown DW-Blue	3500		55DW10YBT425YY		
		Crown DW-Red	2500		55DW10YRT425YY		
		Crown DW-Gray	3500		55DW10YGT425YY		
12"	2-1/2"	Yoke only		55ZZ12LZ8825YY			
		Mold-On Rubber	1000	55RS12QB2425YY	55RS12QB6925YY		
		Phenolic	3000	55PH12QB2425YY	55PH12QB6925YY		
		Polyon™	2500	55PU12Q+2425YY	55PU12Q+6925YY		G,V
		EnergySaver Polyon™	2700	55SW12QU2425YY	55SW12QU6925YY		
	3"	Semi-Steel	2000	55SS12QS2425YY	55SS12QS6925YY		
		Mold-On Rubber	1300	55RS12LB2425YY	55RS12LB6925YY		
		Supreme Rubber™	1400			55RH12LS7025YY	
		Epoxy	2600	55OV12LQ2425YY	55OV12LQ6925YY		
		Phenolic	3500	55PH12LB2425YY	55PH12LB6925YY		
		Polyon™	3500	55PU12L+2425YY	55PU12LG655P25YY		G,V
		EnergySaver Polyon™	3500	55SW12LU2425YY	55SW12LU6925YY	55SW12LU7025YY	
		UltraPoly™	3500	55EX12LG2425YY	55EX12LG5P25YY	55EX12LG7025YY	
		Titan Polymer™	3500		55PX12LO5P25YY	55PX12LO7925YY	
		Ironman	3500		55NX12LB5P25YY		
		Semi-Steel	2500	55SS12LS2425YY	55SS12LS6925YY		
		Ductile	3500	55DS12LR2425YY	55DS12LR5P25YY	55DS12LR7025YY	
		EnergySaver Ductile™	3500	55CD12LR2425YY	55CD12LR6925YY	55CD12LR7025YY	
		Forged Steel	3500			55FS12LS7925YY	
		2 x 1.5"	DW-BLUE	3500		55DW12LBT425YY	
Crown DW-Red	2700			55DW12YRT425YY			
16"	3"	Yoke only		55ZZ16LZ8825YY			
		Mold-On Rubber	1500	55RS16LB2425YY	55RS16LB6925YY		
		Phenolic	3500	55PH16LB2425YY	55PH16LB6925YY		
		Polyon™	3500	55PU16LG2425YY	55PU16LB6925YY		
		Titan Polymer™	3500		55PX16LO7P25YY		

# SUPER SERIES Medium Duty Cushion Caster - Up to 500LB

- Traction tread design provide the benefits of a pneumatic tire without worry of flat tire
- Shore A 70 rubber tire, non-Marking and no flat spots
- Decorative wheel caps are standard on 8" and 10"
- Zinc plated and Golden finish are available
- Impact resistance enhanced nylon core
- Maintenance free precision bearings



Wheel Diameter	Tread Width	Hub Length	Load Capacity	Wheel Part Number	Color Options	Bearing Type	SWIVEL	RIGID
6"	2"	2-13/32"	500	SP60J+62	Gray (I) Brown(M)	Precision Ball Bearing	27SP60J+6217YY	28SP60J+6217YY
8"	2.5"	3-1/4"*	550	SP80K+63		Precision Ball Bearing	67SP80K+6217YY	68SP80K+6217YY
10"	2.5"	3-1/2"*	600	SP10K+63		Precision Ball Bearing	67SP10K+6217YY	68SP10K+6217YY

\* Includes spacer and decorative cap

Overall Height and Swivel Radius			
Wheel Diameter	Overall Height	Denotation Code	27 Series Swivel Radius
6"	7-1/2" Standard	60	4-9/16"
	7-1/4" Optional	61	4-1/2"
8"	9-3/4"	80	6-1/2"
10"	12-3/16"	10	7-1/4"

# 67/68 Pneumatic, Ever-Roll™ & Eco-Rubber™ Caster

- Dual raceway with enforced legs for maximum strength
  - Feature different cushion wheels for different applications
- (Please refer to wheel sections for their special characters)

67FP10D4CP317-0T0000

67SN10UCP317YY

67ER80CL5317YY

67ER80CT5317YY

67ER80BCP317YY



## Top Plate Specifications

Plate Code		Overall Size		Bolt Hole Pattern		Mounting Bolt Size				
17		4" x 4-1/2"		2-5/8" x 3-5/8" slotted to 3" x 3"		3/8"				
19		4-1/2" x 6-1/4"		2-7/16" x 4-15/16" slotted to 3-3/8" x 5-1/4"						
Wheel Dia.	Tread Width	Wheel Type	Swivel Caster Part #'s		Rigid Caster Part #'s		Tire Color & Rim Finish	Load Cap	Overall Height	Swivel Radius
			Replace ** w/ fastening code		Replace ** w/ fastening code					
			Roller Bearing	Ball Bearing	Roller Bearing	Ball Bearing				
6"	2"	Yoke only	27ZZ60JZ8317YY		28ZZ60JZ8317YY				7-1/2"	4-9/16"
		Pneumatic-4PLY		67FP60JB6017YY		68FP60JB6017YY	Black on Zinc	150		
		Eco-Rubber		67SN60JBP317YY		68SN60JBP317YY	Black on Gray	350		
		Foam Filled		67FF60JB6017YY		68FF60JB6017YY	Black on Zinc	200		
		Ever-Roll™		67ER60JBP317YY		68ER60JBP317YY		200		
7"	2"	Eco-Rubber		67SN67JBP317YY		68SN67JBP317YY	Black on Gray	350	8"	5"
8"	2-1/2"	Yoke only	27ZZ80JZ8317YY		28ZZ80JZ8317YY				9-3/4"	6-1/2"
		Eco-Rubber		67SN80UCP317YY		68SN80UCP317YY	Black on Gray	450		
	2-3/4"	Yoke, axle and nut	67ZZ284083**YZ		68ZZ284083**YZ					
		Ever-Roll™		67ER80BCP3**YY		68ER80BCP3**YY	Black on Zinc	250		
	Pneumatic-4PLY		67FP8A4C38**YY	67FP8A4CP3**YY	68FP8A4C38**YY	68FP8A4CP3**YY				
				67FP8A4R53**YY		68FP8A4R53**YY	Gray on Zinc			
				67FP8A4Y53**YY		68FP8A4Y53**YY	Black on Zinc			
	Foam Filled		67FF8A4C38**YY	67FF8A4CP3**YY	68FF8A4C38**YY	68FF8A4CP3**YY	Black on Zinc			
			67FF8A4R38**YY	67FF8A4R53**YY	68FF8A4R38**YY	68FF8A4R53**YY	Gray on Brass			
			67FF8A4Y38**YY	67FF8A4Y53**YY	68FF8A4Y38**YY	68FF8A4Y53**YY	Gray on Zinc			
10"	2-3/4"	Yoke, axle and nut	67ZZ1AKZ8317YZ		68ZZ1AKZ8317YZ				12-3/16"	7-13/16"
		Eco-Rubber		67SN10UCP3**YY		68SN10UCP3**YY	Black on Gray	650		
		Ever-Roll™		67ER10BCP3**YY		68ER10BCP3**YY	Black on Zinc	280		
	3-1/2"	Yoke, axle and nut	67ZZ354083**YY		68ZZ35408317YY					
		Pneumatic-4PLY		67FP0D4C40**YY	67FP10D4CP3**YY	68FP0D4C40**YY	68FP0D4CP3**YY	Black on Zinc		
					67FP10D4Y53**YY		68FP0D4Y53**YY	Black on Brass		
Foam Filled		67FF0D4C40**YY	67FF10D4CP3**YY	68FF0D4C40**YY	68FF0D4CP3**YY	Black on Zinc				
			67FF10D4Y53**YY		68FF0D4Y53**YY	Black on Brass				
12"	3"	Yoke, axle and nut	67ZZ356083**YZ		68ZZ356083**YZ				15-3/4"	9-1/4"
		Eco-Rubber™		67SN12LCP3**YY		68SN12LCP3**YY	Black on Gray	850		
	3-1/2"	Pneumatic-6PLY		67FP2D6TP3**YY		68FP2D6TP3**YY	Black on white	500		
Foam Filled			67FF2D6TP3**YY		68FF2D6TP3**YY	Black on Zinc				

67/68 SERIES • CAPACITY 850

# Fendy™ Series

Application: display and store fixtures, electronic equipment, medical equipment, audio/visual equipment and furniture

## Nylon Twin Wheel Casters

•All black



Wheel Diameter	Swivel Radius	Tread Material	Dynamic Load (Pounds)	Mounting Height	Base Model # (Add fastening code)	Brake Base Model # (Add fastening code)	Fastening Selection Replace ** with a desired plate or stem
50mm	1-13/16"	Nylon Black	75	Stem: 2-1/4"	TN050BK**S	TN050BK**B	Thread Stem: A2, 31, 60, 61 Grip Ring: 53, 91 Plate: P4
	Brake: 2-3/8"			Plate: 2-3/8"			
75mm	2-1/2"	Nylon Black	165	Stem: 3-1/4"	TN075BK**S	TN075BK**B	Thread Stem: 60, 61, 67, 68 Grip Ring Stem: 53, 91, 97 Plate: P4, P5, 06
	Brake: 3-3/16"			Plate: 3-1/2"			
100mm	3-5/8"	Nylon Black	175	Stem: 5-7/16"	TN100BK**S	TN100BK**B	Thread Stem: 60, 61, 67, 68 Grip Ring Stem: 90, 91 Plate: P5, 06
	Brake: 4-1/2"			Plate: 5-5/8"			
125mm	4-1/2"	Nylon Black	180	Stem: 5-7/16"	TN125BK**S	TN125BK**B	Thread Stem: 67, 68 Grip Ring Stem: 90, 91 Plate: P5, 06
	Brake: 5-1/8"			Plate: 5-5/8"			

## Max TR Twin Wheel Casters

•Constructed from premium thermoplastic rubber tread, Shore 75 - 80 A

•Quiet and protects floor



Wheel Diameter	Swivel Radius	Tread Material	Dynamic Load	Mounting Height	Color	Base Model # (Add Fastening code)	Brake Base Model # (Add fastening Code)	Fastening Selection Replace ** with a desired plate or stem
50mm	1-13/16"	Thermoplastic Elastomer	75	Stem: 2-1/4"	Black Body/Black Tread	TR050BK**S	TR050BK**B	Thread Stem: A2, 31, 60, 61 Grip Ring: 53, 91 Plate: P4
	Brake: 2-3/8"			Gray Body/Dark Gray Tread	TR050BT**S	TR050BT**B		
75mm	2-1/2"	Thermoplastic Elastomer	165	Stem: 3-1/4"	Black Body/Black Tread	TR075BK**S	TR075BK**B	Thread Stem: 60, 61, 67, 68 Grip Ring Stem: 53, 91, 97 Plate: P4, P5, 06
	Brake: 3-3/16"			Gray Body/Dark Gray Tread	TR075BT**S	TR075BT**B		
100mm	3-5/8"	Thermoplastic Elastomer	175	Stem: 5-7/16"	Black Body/Black Tread	TR100BK**S	TR100BK**B	Thread Stem: 60, 61, 67, 68 Grip Ring Stem: 90, 91 Plate: P5, 06
	Brake: 4-1/2"			Gray Body/Dark Gray Tread	TR100BT**S	TR100BT**B		
	Brake: 5-1/8"			Gray Body/Dark Gray Tread	TR125BT**S	TR125BT**B		

# Max TU Twin Wheel Caster

•Polyurethane tread to protect floor

TU050BKP4S



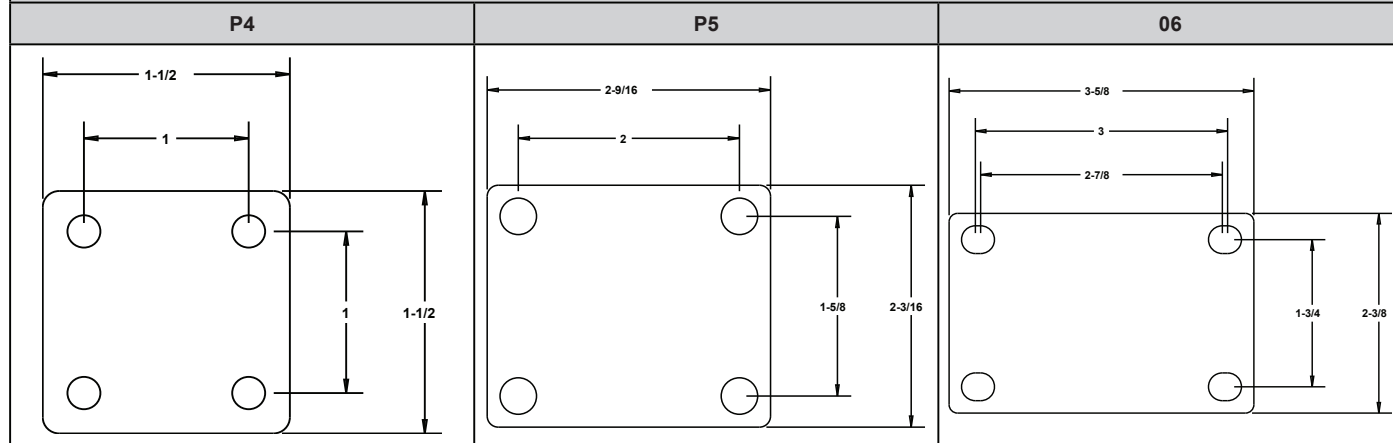
TU050BK31S



Wheel Diameter	Swivel Radius	Tread Material	Dynamic Load (Pounds)	Mounting Height	Base Model # (Add fastening code)	Brake Base Model # (Add fastening Code)	Fastening Selection (Replace ** with a desired plate or stem)
50mm	1-13/16"	Nylon Black	75	Stem: 2-1/4"	TU050BK**S	TU050BK**B	Thread Stem: 31, 60, 61 Grip Ring: 53, 91 Plate: P4
	Brake: 2-3/8"			Plate: 2-3/8"			
75mm	2-1/2"	Nylon Black	165	Stem: 3-1/4"	TU075BK**S	TU075BK**B	Thread Stem: 60, 61, 67, 68 Grip Ring Stem: 53, 91, 97 Plate: P4, P5, 06
	Brake: 3-3/16"			Plate: 3-1/2"			
100mm	3-5/8"	Nylon Black	175	Stem: 5-7/16"	TU100BK**S	TU100BK**B	Thread Stem: 60, 61, 67, 68 Grip Ring Stem: 90, 91 Plate: P5, 06
	Brake: 4-1/2"			Plate: 5-5/8"			
125mm	4-1/2"	Nylon Black	180	Stem: 5-7/16"	TU125BK**S	TU125BK**B	Thread Stem: 67, 68 Grip Ring Stem: 90, 91 Plate: P5, 06
	Brake: 5-1/8"			Plate: 5-5/8"			


Code	Type	Specification
83	Thread	1/4-20X1/2
A2		1/4-20X3/4
32		5/16-18X3/4
31		5/16 - 18 x 1
60		3/8-16 x 3/4
61		3/8-16 x 1
67		1/2-13 x 1
68		1/2-13 x 1-1/2
53		Grip Ring
90	7/16 x 1-3/16	
91	7/16 x 1-3/8	
97	7/16 x 2	

### Plates



# POLIMED™ P5/PT/PD Series Composite Polymer Casters

- Modern attractive design, injection molded from reinforced nylon polymer
- Strong, lightweight, corrosion & chemical resistant
- Sealed precision bearings in raceway & wheel
- Swivel, Total Lock and Directional Lock
- Non-Marking



Fastening Option (Replace ** in part number with desired plate or stem code)						
Plate	Overall Size	Bolt Hole Pattern			Mounting Bolt Size	
06	2-3/8" x 3-5/8"	1-3/4" x 2-7/8" slotted to 3"			5/16"	
Stem Code	Size	Stem Type	Stem Code	Modular Stem Part#		
67	1/2" - 13 x 1"	Threaded	ZZ	1/2" I.D. Hollow Kingpin		
68	1/2" - 13 x 1-1/2"	Threaded	S1	1/2" - 13 x 4"	Threaded	S7STTS1
70	1/2" - 13 x 2-3/4"	Threaded	S2	5/8" - 11 x 4"	Threaded	S7STTS2
C1	1/2"-13 x 4"	Threaded	S3	3/4" - 10 x 6"	Threaded	S7STTS3
C2	5/8" - 11 x 4	Threaded	51	3/4" x 2" CRX DRL	Octagon	S7STS51
91	7/16" x 1-3/8"	Grip Ring	42	7/8" x 2" CRX DRL	Octagon	S7STS42
			95	.846" x 2-3/16"	Grip Ring	S7STG95
			57	3/4" x 2"	Round w/3 CRX DRL	S7STR57

\* For more fastening, please refer to modular stem caster

Expandable Adaptor Stem					
Round Expandable Adapter Stem			Square Expandable Adapter Stem		
Stem Code	Expandable Range	Fit Tubing I.D.	Stem Code	Expandable Range	Fit Tubing I.D.
71	0.720" - 0.851"	3/4"	R1	0.720" - 0.851"	3/4"
72	0.852" - 0.927"	7/8"	R2	0.852" - 0.927"	7/8"
7B	0.900" - 0.980"	15/16"	R3	0.928" - 1.029"	1"
73	0.928" - 1.029"	1"	R4	1.030" - 1.140"	1-1/8"
7A	1.020" - 1.070"	1-1/16"	R5	1.360" - 1.425"	1-3/8"
74	1.110" - 1.180"	1-1/8"	R6	1.426" - 1.589"	1-1/2"
78	1.178" - 1.303"	1-3/16"	R7	1.790" - 1.850"	1-7/8"
75	1.360" - 1.425"	1-3/8"	U2	0.852" - 0.927"	7/8"
76	1.426" - 1.589"	1-1/2"	U5	1.360" - 1.425"	1-3/8"
77	1.790" - 1.850"	1-7/8"			

Wheel Diameter	Tread Width	Wheel Type	Load Capacity	Swivel Caster	Swivel Radius	Swivel		Swivel Radius	Swivel		Overall Height
						Total-Lock Caster	Swivel Radius		Directional-Lock Caster	Swivel Radius	
3"	1-1/4"	Thermo-Pro™	250	P5TP30GI44**YY	2-3/4"	PTTP30GI44**YY	3-3/4"	PDTP30GI44**YY	4-3/4"		4-3/4"
4"	1-1/4"		275	P5TP40GI44**YY	3-7/16"	PTTP40GI44**YY	4-7/16"	PDTP40GI44**YY	5-3/4"		5-3/4"
5"	1-1/4"		300	P5TP50GI44**YY	4"	PTTP50GI44**YY	4-7/16"	PDTP50GI44**YY	6-7/8"		6-7/8"
6"	1-1/4"		300	P5TP60GI44**YY	4-9/16"	PTTP60GI44**YY	4-9/16"	PDTP60GI44**YY	7-11/16"		7-11/16"

Note: POLIMED™ caster is designed for perfect smooth floor. It is not design to absorb shock from uneven floor or ride.

# POLIMA-SWIVEL, TOTAL LOCK & DIRECTIONAL LOCK CASTERS

- Sealed precision bearings raceway provides best swivel mobility and keeps from hair, water and small debris
- Wheel has sealed precision ball bearings for best performance and durability
- Applications: Medical Equipment, Utility Carts, and Fixtures
- Strong nylon construction with polyurethane

PL05PUBLT67



PL05PUBSWB6



Plate Code		Overall Size		Bolt Hole Pattern		Mounting Bolt Size		
B6		2-1/2" x 3-5/8"		1-3/4" x 2-13/16" to 3-1/16"		5/16"		
P5		2-5/8" x 3"		1-5/8" x 1-31/32" to 2" x 2-13/32"		5/16"		
Stem Code			Size			Stem Type		
67			1/2" - 13 x 1"			Threaded		
M2			M12 - 1.75 x 1"			Metric Threaded		
M6			M16 - 2.0 x 25/32"					
Wheel Diameter	Tread Width	Wheel type	Load Capacity	Overall Height	Swivel Part No.	Total Lock Part No.	Directional Lock Part No.	Swivel Radius
3"	2-5/16"	Polyurethane Gray	165	4-1/8"	PL03PUBSW**	PL03PUBTT**	PL03PUBDL**	2-5/16"
4"	2-39/64"	Polyurethane Gray	220	5-3/8"	PL04PUBSW**	PL04PUBTT**	PL04PUBDL**	3-1/8"
5"	3"	Polyurethane Gray	246	6-3/8"	PL05PUBSW**	PL05PUBTT**	PL05PUBDL**	4"

## ALPHA SERIES

- Sealed precision ball bearings in swivel and wheel
- Soft premium non-marking thermo rubber, Shore 65-70 A

ALTP4GS91



ALTP4BS67



Wheel Diameter	Tread Width	Swivel Radius	Mounting Height	Tread Material	Dynamic Load	Color	Base Model # (Add Fastening code)	Brake Base Model # (Add fastening Code)	Fastening Selection Replace ** with a desired plate or stem
3"	1"	2-15/16" w/brake 3-3/4"	4"	Thermo Rubber	110	WHITE	ALTP3IS**	ALTP3IB**	Thread 31,60,62,67,68
						GREY	ALTP3GS**	ALTP3GB**	
						BLACK	ALTP3BS**	ALTP3BB**	Grip Ring 53,91
4"	1-1/4"	3-3/4" w/brake 4-1/8"	Stem 5-3/8" Plate 5-5/8"	Thermo Rubber	225	WHITE	ALTP4IS**	ALTP4IB**	Thread 67,68
						GREY	ALTP4GS**	ALTP4GB**	
						BLACK	ALTP4BS**	ALTP4BB**	Grip Ring 91 Plate 06



## Shopping Cart Caster

- Specifically designed stem with key lock to fit shopping Carts
- 5/16" axle

20PP50GP50SCYY



Wheel Dia.	Tread Width	Wheel Type	Load Capacity	Bearing Type	Swivel Caster Part #	Over Height	Swivel Radius	Wheel Replacement #
5	1-1/4	Yoke only w/ axle & nuts	250	Precision BB	20ZZ50GZ81SCYY	5-15/16"	4"	PP50GP50 TU50GP50
		Poly-Pro™			20PP50GP50SCYY			
		Anti-Static Poly-Pro™			20TU50GP50SCYY			


## Laundry Cart Caster

- Fit 7/8" round tubular carts
- 5/16" axle

21PO50GJ90LMYY

21PP50GP47LM-0T0000

21PP50GP47LM-0H0000



Wheel Dia.	Tread Width	Wheel Type	Load Capacity	Bearing Type	Swivel Caster Part #	Over Height	Swivel Radius	Wheel Replacement #
4	1-1/4	Yoke only w/axle & nuts			21ZZ40GZ82LMYY	5"	3-1/4"	PP40GP50
		Poly-Pro™	250	Precision BB	21PP40GP44LMYY			
5	1-1/4	Yoke only w/axle & nuts			21ZZ50GZ82LMYY	5-15/16"	4"	PP50GP50
		Poly-Pro™	250	Precision BB	21PP50GP44LMYY			

Wheel Dia.	Tread Width	Wheel Type	Load Cap	Bearing Type	Swivel Caster Part #	O.A.H.	Swivel Radius	+ Color		
4"	1-1/4"	Yoke and axle/nut			21ZZ40GZ82LMYAN	5"	3-1/4"			
		Super-Soft™	120	Annular	21SF40GI43LMYY					
		Soft Rubber	350	Plain	21SR40GB82LMYY					
		Blue Ergo™	350	Ball	21SR40GB42LMYY					
		Rubber/Alu	250	Roller	21BL40GL4R4LMYY					
		Nomadic™	300	Annular	21RA40GI43LMYY					
		Conductive	250	Precision	21NM40GI5ALMYY					
					21NM40GI43LMYY					
		Thermo-Pro™	250	Precision	21CN40GH44LMYY					
					21TP40G+44LMYY					
		Element™	240	Sleeve	21TP40G+47LMYY					
					21TP40G+90LMYY					
		Poly-Pro™	350	Annular	21EL40GI43LMYY					
					Ball				21PP40G+42LMYY	
									Precision	21PP40G+44LMYY
									21PP40G+47LMYY	
		Sleeve	21PP40G+90LMYY							
			Delrin	21PP40G+55LMYY						
		Polymadic™	350	Delrin	21PM40GM5ALMYY					
					Annular				21PM40GM43LMYY	
		Elite™	350	Ball	21ET40GL42LMYY					
		Ergo-PU	350	Dual Precision	21EU40GOD0LMYY					
		DuraLastomer™	350	Sleeve	21SU40GL90LMYY					
		Polygon AL™	350	Annular	21PA40G+43LMYY					
		Disc Wheel	270	Ball	21UN40GLA3LMYY					
		Hard Rubber	350	Plain	21HR40GB82LMYY					
					Ball				21HR40GB42LMYY	
		GrayRok™	350	Plain	21RK40GI82LMYY					
					Ball				21PO40G+82LMYY	
		Polyolefin	350	Sleeve	21PO40G+90LMYY					
					Ball				21PO40GZ42LMYY	
		H.D. Polyolefin	350	Plain	21HP40G+82LMYY					
Nylon	350	Precision	21NY40GE47LMYY							
			Sleeve	21NY40GE90LMYY						
Phenolic	350	Top Hat	21PH40GB99LMYY							
H.T. Phenolic	250	S.S. Top Hat	21HT40GQ97LMYY							
BrimStone™	350	S.S. Top Hat	21GN40G+97LMYY							
SteROLLizer™ AL	300	Sleeve	21BF40GC90LMYZ							
SteROLLizer™ SS	300	Sleeve	21SL40GC90LMYY							
Semi-Steel	350	Plain	21SS40GS82LMYY							
			Sleeve	21SS40GS90LMYY						
Conductive PU	250	Precision	21CU40GH44LMYY							
5"	1-1/4"	Yoke and axle/nut			21ZZ50GZ82LMYAN	5-15/16"	4"			
		Super-Soft™	125	Annular	21SF50GI43LMYY					
		Soft Rubber	350	Plain	21SR50GB82LMYY					
					Ball				21SR50GB42LMYY	
		Blue-Ergo™	350	Roller	21BL50GL4R4LMYY					
		Rubber/Alu	325	Annular	21RA50GI43LMYY					
		Nomadic™	325	Annular	21NM50G+5ALMYY					
					21NM50G+43LMYY					
		Conductive	275	Precision	21CN50GH44LMYY					
					21TP50GI44LMYY					
		Thermo-Pro™	300	Precision	21TP50G+47LMYY					
					Sleeve				21TP50G+90LMYY	
		Element™	250	Annular	21EL50GI43LMYY					
					Ball				21PP50G+42LMYY	
		Poly-Pro™	350	Precision	21PP50G+44LMYY					
					Delrin				21PP50G+47LMYY	
					21PP50G+55LMYY					
					Sleeve				21PP50G+90LMYY	
		Polymadic™	350	Delrin	21PM50GM5ALMYY					
					Annular				21PM50GM43LMYY	
		Ergo-PU	350	Dual Precision	21EU50GOD0LMYY					
		DuraLastomer™	350	Sleeve	21SU50GL90LMYY					
		Polygon AL™	350	Annular	21PA50GL43LMYY					
		Disc Wheel	300	Ball	21UN50GLA3LMYY					
		Hard Rubber	350	Plain	21HR50GB82LMYY					
					Ball				21HR50GB42LMYY	
		GrayRok™	350	Plain	21RK50GI82LMYY					
					Ball				21PO50G+82LMYY	
		Polyolefin	350	Sleeve	21PO50G+90LMYY					
					Ball				21PO50GZ42LMYY	
		H.D. Polyolefin	350	Plain	21HP50G+82LMYY					
		Nylon	350	Precision	21NY50GE47LMYY					
Sleeve	21NY50GE90LMYY									
Phenolic	350	Top Hat	21PH50GB99LMYY							
H.T. Phenolic	300	S.S. Top Hat	21HT50GQ97LMYY							
BrimStone™	350	S.S. Top Hat	21GN50G+97LMYY							
Semi-Steel	350	Plain	21SS50GS82LMYY							
			Sleeve	21SS50GS90LMYY						
Conductive PU	250	Precision	21CU50GH44LMYY							

# STAINLESS SERIES-350lbs

15, 16/S7, S8, S9/MD, MT, MV/73, 74, 7T/MT, MD, MV/ST, S-D, SS/31, 32, TS/B1, B2, B3/4S/S5, S6/5L/S57, S58/S61, S62/25/STAINLESS FLOOR LOCKS



# Stainless POLIMED™ SP5/SPT Series Composite Polymer Casters

- S304 Stainless Steel Constructed Raceway
- Modern attractive design, injection molded from reinforced nylon polymer
- Strong, lightweight, corrosion and chemical resistant
- Sealed precision bearings in raceway and wheel
- Swivel, Total Lock and Directional Lock
- Non-Marking

SPDTP60GI4406YY

SP5TP50GI4475YY

SPTTP50GI4495YY

SPDTP50GI4406YY



Fastening Option (Replace ** in part number with desired plate or stem code)						
Plate	Overall Size	Bolt Hole Pattern			Mounting Bolt Size	
06	2-3/8" x 3-5/8"	1-3/4" x 2-7/8" slotted to 3"			5/16"	
Stem Code	Size	Stem Type	Stem Code	Modular Stem Part#		
67	1/2" - 13 x 1"	Threaded	ZZ	1/2" I.D. Hollow Kingpin		
68	1/2" - 13 x 1-1/2"	Threaded	S1	1/2" - 13 x 4"	Threaded	S7STTS1
70	1/2" - 13 x 2-3/4"	Threaded	S2	5/8" - 11 x 4"	Threaded	S7STTS2
C1	1/2"-13 x 4"	Threaded	S3	3/4" - 10 x 6"	Threaded	S7STTS3
C2	5/8" - 11 x 4	Threaded	51	3/4" x 2" CRX DRL	Octagon	S7STS51
91	7/16" x 1-3/8"	Grip Ring	42	7/8" x 2" CRX DRL	Octagon	S7STS42
			95	.846" x 2-3/16"	Grip Ring	S7STG95
			57	3/4" x 2"	Round w/3 CRX DRL	S7STR57

\* For more fastening, please refer to modular stem caster

Expandable Adaptor Stem					
Round Expandable Adapter Stem			Square Expandable Adapter Stem		
Stem Code	Expandable Range	Fit Tubing I.D.	Stem Code	Expandable Range	Fit Tubing I.D.
71	0.720" - 0.851"	3/4"	R1	0.720" - 0.851"	3/4"
72	0.852" - 0.927"	7/8"	R2	0.852" - 0.927"	7/8"
7B	0.900" - 0.980"	15/16"	R3	0.928" - 1.029"	1"
73	0.928" - 1.029"	1"	R4	1.030" - 1.140"	1-1/8"
7A	1.020" - 1.070"	1-1/16"	R5	1.360" - 1.425"	1-3/8"
74	1.110" - 1.180"	1-1/8"	R6	1.426" - 1.589"	1-1/2"
78	1.178" - 1.303"	1-3/16"	R7	1.790" - 1.850"	1-7/8"
75	1.360" - 1.425"	1-3/8"	U2	0.852" - 0.927"	7/8"
76	1.426" - 1.589"	1-1/2"	U5	1.360" - 1.425"	1-3/8"
77	1.790" - 1.850"	1-7/8"			

Wheel Diameter	Tread Width	Wheel Type	Load Capacity	Swivel Caster	Swivel Radius	Swivel		Swivel Directional-Lock Caster	Overall Height
						Total-Lock Caster	Swivel Radius		
3"	1-1/4"	Thermo-Pro™	250	SP5TP30GI44**YY	2-3/4"	SPTTP30GI44**YY	3-3/4"	SPDTP30GI44**YY	4-3/4"
4"	1-1/4"		275	SP5TP40GI44**YY	3-7/16"	SPTTP40GI44**YY	4-7/16"	SPDTP40GI44**YY	5-3/4"
5"	1-1/4"		300	SP5TP50GI44**YY	4"	SPTTP50GI44**YY	4-7/16"	SPDTP50GI44**YY	6-7/8"
6"	1-1/4"		300	SP5TP60GI44**YY	4-9/16"	SPTTP60GI44**YY	4-9/16"	SPDTP60GI44**YY	7-11/16"

Note: POLIMED™ caster is designed for perfect smooth floor. It is not design to absorb shock from uneven floor or ride.

## 15/16 Stainless Caster - 350LB

- Large selection of wheels and options for various application
- Economically efficient for most applications
- High-Temp grease available upon request(K)
- Constructed with S304 Stainless Steel
- Different brake options available
- NSF listed and ROHS Compliant
- Dual ball bearing raceway
- Electrolytic shining finish
- 3/8" axle and nut



TKB-Lock Brake Pedal(HY)	Top-Lock Brake pedal(TY)	Zerk Axle(Z)

# 15/16 Stainless Caster - 350LB


Fastening Options (Replace ** in part number with desired plate or stem code)						
Plate Code	Overall Size	Bolt Hole Pattern			Mounting Bolt Size	
06	2-3/4" x 3-3/4"	1-3/4" x 2-7/8" slotted to 3"			5/16"	
X6	2-3/4" x 3-3/4"	1-13/16" x 2-15/16" to 2-1/8" x 2-3/16"			5/16"	
11	3-1/8" x 4-1/8"	1-3/4" x 2-15/16" to 2-3/8" x 3-3/8"			3/8"	
17	4" x 4-1/2"	2-5/8" x 3-5/8" to 3" x 3"			3/8"	
Order the modular stem installed with code - or uninstalled by part #				Permanently attached Stem		
Stem Code	Size	Modular Stem Part #	Stem Type	Stem Code	Size	Stem Type
ZZ	1/2"		Hollow Kingpin-No Fastener	91	7/16" x 1-3/8"	Grip Ring
61	3/8" - 16 x 1"	S7STS61	Threaded	68	1/2" - 13 x 1-1/2"	Threaded
S1	1/2" - 13 x 4"	S7STTS1		70	1/2" - 13 x 2-3/4"	
81	5/8" x 11 x 1-3/4"	S7STT81		71	.720" - .851"	Rounded Expandable Adaptor
S2	5/8" - 11 x 4"	S7STTS2		7B	.920" - .980"	
E8	5/8"-18 x 1-1/2"	S7STTE8		72	.852" - .927"	
S6	3/4" - 10 x 2"	S7STTS6		73	.928" - 1.029"	
S7	3/4" - 10 x 4"	S7STTS7		7A	1.020" - 1.100"	
S3	3/4" - 10 x 6"	S7STTS3		74	1.030" - 1.14"	
S4	3/4" - 10 x 8"	S7STTS4		Grip Ring	75	1.360" - 1.425"
S5	3/4" - 10 x 10"	S7STTS5			76	1.426" - 1.589"
91	7/16" x 1-3/8"	S7STG95	77		1.790" - 1.850"	
97	7/16" x 2"	S7STG97	Rounded w/ 3 cross drilled holes	78	1.178" - 1.303"	
95	.846" x 2-3/16"	S7STG91	Rounded Grip Ring (2 rings)	72S	.852" - .927"	Rounded Expandable Adaptor w/ stainless knurl nuts
57	3/4" x 2"	S7STR57		73S	.928" - 1.029"	
82	1-1/8" x 2-3/16"	S7STG82		76S	1.426" - 1.589"	
51	3/4" x 2"	S7STS51	Squared w/ 3 cross drilled holes	R1	.720" - .851"	Expandable Adaptor for squared tubing
42	7/8" x 2"	S7STS42		R2	.852" - .927"	
41	.865" x 2-1/4"	S7STO41	Octagon w/ Grip Ring	R3	.928" - 1.029"	
G3	7/8" x 3-1/2"	S7STGG3	Squared Grip Rings (2 rings)	R4	1.030" - 1.140"	
				R5	1.360" - 1.425"	
				R6	1.426" - 1.589"	
				R7	1.790" - 1.850"	



Size	Overall Height	Swivel Radius
3"	4-1/8"	3"
3-1/2"	4-5/8"	3-1/16"
4"	5-1/8"	3-1/2"
4A"	5"	3-7/16"
5"	6-1/8"	4"
*Reduce Overall Height 1/8" for stem casters		

# 15/16 Stainless Caster - 350LB

## WHEELS



Wheel Diameter	Tread Width	Wheel Type	Load Capacity	+Color	Bearing Type	Swivel Caster Part #	Rigid Caster Part #		
3"	1-1/4"	Yoke only					15ZZ30GZ82**YY	16ZZ30GZ82**YY	
		Soft Rubber	300		Plain	15SR30GB82**YY	16SR30GB82**YY		
		Thermo-Pro™	210	T,Y		^Precision	15TP30GI44**YY	16TP30GI44**YY	
							15TP30G+47**YY	16TP30G+47**YY	
						SS Sleeve	15TP30G+9S**YY	16TP30G+9S**YY	
						SS Prec. BB	15TP30GI4S**YY	16TP30GI4S**YY	
						Plain	15TP30GI82**YY	16TP30GI82**YY	
		Nomadic™	300	I,L		Delrin	15NM30G+5A**YY	16NM30G+5A**YY	
						SS Prec. BB	15NM30G+4S**YY	16NM30G+4S**YY	
		Element™	210			Delrin	15EL30GI5A**YY	16EL30GI5A**YY	
		Poly-Pro™	300	A,D,I,K,S		^Precision	15PP30G+44**YY	16PP30G+44**YY	
						T,Y	^Precision	15PP30G+47**YY	16PP30G+47**YY
							SS Sleeve	15PP30G+9S**YY	16PP30G+9S**YY
						K,W,P	SS BB	15PP30G+2S**YY	16PP30G+2S**YY
							Delrin	15PP30G+55**YY	16PP30G+55**YY
		SS Prec. BB	15PP30GI4S**YY	16PP30GI4S**YY					
		Polymadic™	300			Delrin	15PM30GM5A**YY	16PM30GM5A**YY	
		DuraLastomer™	300			SS Sleeve	15SU30GL9S**YY	16SU30GL9S**YY	
		Hard Rubber	275			Plain	15HR30GB82**YY	16HR30GB82**YY	
		Polyolefin	250	B,Z		Plain	15PO30G+82**YY	16PO30G+82**YY	
			300	J,Z		SS Sleeve	15PO30G+9S**YY	16PO30G+9S**YY	
			300			SS BB	15PO30GZ2S**YY	16PO30GZ2S**YY	
		H.D. Polyolefin	250	B,E		Plain	15HP30G+82**YY	16HP30G+82**YY	
		Nylon	300			SS Sleeve	15NY30GE9S**YY	16NY30GE9S**YY	
	SS Prec. BB					15NY30GE4S**YY	16NY30GE4S**YY		
	Phenolic	300			SS Top Hat	15PH30GB97**YY	16PH30GB97**YY		
	H.T. Phenolic	200			SS Top Hat	15HT30GQ97**YY	16HT30GQ97**YY		
	BrimStone™	350			SS Top Hat	15GN30GQ97**YY	16GN30GQ97**YY		
	1-1/2"	Phenolic	350		SS Sleeve	15PH30HB9S**YY	16PH30HB9S**YY		

# 15/16 Stainless Caster - 350LB

Wheel Diameter	Tread Width	Wheel Type	Load Capacity	+Color	Bearing Type	Swivel Caster Part #	Rigid Caster Part #	
3-1/2	1-1/4"	Yoke only					15ZZ35GZ82**YY	16ZZ35GZ82**YY
		Soft Rubber	300		Plain	15SR35GB82**YY	16SR35GB82**YY	
		Thermo-Pro™	230	T,Y	^Precision	15TP35GI44**YY	16TP35GI44**YY	
						15TP35G+47**YY	16TP35G+47**YY	
					SS Sleeve	15TP35G+9S**YY	16TP35G+9S**YY	
				Plain	15TP35GI82**YY	16TP35GI82**YY		
		Nomadic™	300	I,L	Delrin	15NM35G+5A**YY	16NM35G+5A**YY	
		Element™	220		Delrin	15EL35GI5A**YY	16EL35GI5A**YY	
		Poly-Pro™	300	A,D,I,K,S	^Precision	15PP35G+44**YY	16PP35G+44**YY	
						15PP35G+47**YY	16PP35G+47**YY	
				T,Y	SS Sleeve	15PP35G+9S**YY	16PP35G+9S**YY	
					SS BB	15PP35G+2S**YY	16PP35G+2S**YY	
					Delrin	15PP35G+55**YY	16PP35G+55**YY	
				SS Prec. BB	15PP35GI4S**YY	16PP35GI4S**YY		
		Polymadic™	325		Delrin	15PM35GM5A**YY	16PM35GM5A**YY	
		Stainless Disc	250		Ball	15US35GLA3**YY	16US35GLA3**YY	
		Hard Rubber	300		Plain	15HR35GB82**YY	16HR35GB82**YY	
		Polyolefin	300	J,Z	Plain	15PO35G+82**YY	16PO35G+82**YY	
Nylon	325		Plain	15NY35GE82**YY	16NY35GE82**YY			
			SS Prec. BB	15NY35GE4S**YY	16NY35GE4S**YY			
Phenolic	350		SS Top Hat	15PH35GB97**YY	16PH35GB97**YY			

Notes



# 15/16 Stainless Caster -350LB

Wheel Diameter	Tread Width	Wheel Type	Load Capacity	+Color	Bearing Type	Swivel Caster Part #	Rigid Caster Part #	
4"	1-1/4"	Yoke only					15ZZ40GZ82**YY	16ZZ40GZ82**YY
		Soft Rubber	350		Plain	15SR40GB82**YY	16SR40GB82**YY	
		Thermo-Pro™	250	T,Y	^Precision	15TP40GI44**YY	16TP40GI44**YY	
						15TP40G+47**YY	16TP40G+47**YY	
					SS Sleeve	15TP40G+9S**YY	16TP40G+9S**YY	
					SS Prec. BB	15TP40GI4S**YY	16TP40GI4S**YY	
		Nomadic™	300	I,L	Delrin	15NM40G+5A**YY	16NM40G+5A**YY	
					SS Prec. BB	15NM40G+4S**YY	16NM40G+4S**YY	
		Element™	240		Delrin	15EL40GI5A**YY	16EL40GI5A**YY	
		Poly-Pro™	350	A,D,I,S,C	^Precision	15PP40G+44**YY	16PP40G+44**YY	
						15PP40G+47**YY	16PP40G+47**YY	
				T,Y	SS Sleeve	15PP40G+9S**YY	16PP40G+9S**YY	
					SS BB	15PP40G+2S**YY	16PP40G+2S**YY	
					Delrin	15PP40G+55**YY	16PP40G+55**YY	
		SS Prec. BB	15PP40GI4S**YY	16PP40GI4S**YY				
		Polymadic™	350		Delrin	15PM40GM5A**YY	16PM40GM5A**YY	
		Stainless Disc	270		Ball	15US40GLA3**YY	16US40GLA3**YY	
		Conductive	250		^Precision	15CN40GH44**YY	16CN40GH44**YY	
					Precision	15CN40GH4S**YY	16CN40GH4S**YY	
		SteROLLizer™	300		SS Top Hat	15BF40GC97**YY	16BF40GC97**YY	
						15SL40GC97**YY	16SL40GC97**YY	
		DuraLastomer™	350		SS Sleeve	15SU40GL9S**YY	16SU40GL9S**YY	
		Hard Rubber	350		Plain	15HR40GB82**YY	16HR40GB82**YY	
		Polyolefin	300	B,Z	Plain	15PO40G+82**YY	16PO40G+82**YY	
			350	J,Z	SS Sleeve	15PO40G+9S**YY	16PO40G+9S**YY	
			350		SS BB	15PO40GZ2S**YY	16PO40GZ2S**YY	
		H.D. Polyolefin	350	B,E	Plain	15HP40G+82**YY	16HP40G+82**YY	
		Nylon	350		SS Sleeve	15NY40GE9S**YY	16NY40GE9S**YY	
					SS Prec. BB	15NY40GE4S**YY	16NY40GE4S**YY	
		Phenolic	350		SS Top Hat	15PH40GB97**YY	16PH40GB97**YY	
		H.T. Phenolic	250		SS Top Hat	15HT40GQ97**YY	16HT40GQ97**YY	
		BrimStone™	300		SS Top Hat	15GN40GQ97**YY	16GN40GQ97**YY	
		1-1/2"	H.T. Phenolic	350		SS Sleeve	15HT40HQ9S**YY	16HT40HQ9S**YY
			BrimStone™	350		SS Sleeve	15GN40HQ9S**YY	16GN40HQ9S**YY
			Epoxy	350		SS BB	15OV40HQP4**YY	16OV40HQP4**YY
						SS Sleeve	15OV40HQ9S**YY	16OV40HQ9S**YY
			SteROLLizer™	350		SS Prec. BB	15BF40HC61**YY	16BF40HC61**YY
		15SL40HC61**YY					16SL40HC61**YY	

# 15/16 Stainless Caster - 350LB


Wheel Diameter	Tread Width	Wheel Type	Load Capacity	+Color	Bearing Type	Swivel Caster Part #	Rigid Caster Part #	
4"	1-1/4"	Yoke only					15ZZ4AGZ81**YY	16ZZ4AGZ81**YY
		Soft Rubber	350		Plain	15SR4AGB82**YY	16SR4AGB82**YY	
		Thermo-Pro™	250	T,Y	^Precision	15TP4AGI44**YY	16TP4AGI44**YY	
					SS Sleeve	15TP4AG+47**YY	16TP4AG+47**YY	
					SS Prec. BB	15TP4AGI4S**YY	16TP4AGI4S**YY	
					Plain	15TP4AGI82**YY	16TP4AGI82**YY	
		Nomadic™	300	I,L	Delrin	15NM4AG+5A**YY	16NM4AG+5A**YY	
					SS Prec. BB	15NM4AG+4S**YY	16NM4AG+4S**YY	
		Element™	240		Delrin	15EL4AGI5A**YY	16EL4AGI5A**YY	
		Poly-Pro™	350	A,D,I,S,C	^Precision	15PP4AG+44**YY	16PP4AG+44**YY	
					SS Sleeve	15PP4AG+47**YY	16PP4AG+47**YY	
				T,Y	SS Sleeve	15PP4AG+9S**YY	16PP4AG+9S**YY	
					SS BB	15PP4AG+2S**YY	16PP4AG+2S**YY	
					Delrin	15PP4AG+55**YY	16PP4AG+55**YY	
		SS Prec. BB	15PP4AGI4S**YY	16PP4AGI4S**YY				
		Polymadic™	350		Delrin	15PM4AGM5A**YY	16PM4AGM5A**YY	
		Stainless Disc	270		Ball	15US4AGLA3**YY	16US4AGLA3**YY	
		Conductive	250		^Precision	15CN4AGH44**YY	16CN4AGH44**YY	
					Precision	15CN4AGH4S**YY	16CN4AGH4S**YY	
		SteROLLizer™	300		SS Top Hat	15BF4AGC97**YY	16BF4AGC97**YY	
						15SL4AGC97**YY	16SL4AGC97**YY	
		DuraLastomer™	350		SS Sleeve	15SU4AGL9S**YY	16SU4AGL9S**YY	
		Hard Rubber	350		Plain	15HR4AGB82**YY	16HR4AGB82**YY	
		Polyolefin	300	B,Z	Plain	15PO4AG+82**YY	16PO4AG+82**YY	
			350	J,Z	SS Sleeve	15PO4AG+9S**YY	16PO4AG+9S**YY	
			350		SS BB	15PO4AGZ2S**YY	16PO4AGZ2S**YY	
		H.D. Polyolefin	350	B,E	Plain	15HP4AG+82**YY	16HP4AG+82**YY	
		Nylon	350		SS Sleeve	15NY4AGE9S**YY	16NY4AGE9S**YY	
					SS Prec. BB	15NY4AGE4S**YY	16NY4AGE4S**YY	
		Phenolic	350		SS Top Hat	15PH4AGB97**YY	16PH4AGB97**YY	
		H.T. Phenolic	250		SS Top Hat	15HT4AGQ97**YY	16HT4AGQ97**YY	
		BrimStone™	300		SS Top Hat	15GN4AGQ97**YY	16GN4AGQ97**YY	
		1-1/2"	H.T. Phenolic	350		SS Sleeve	15HT4AHQ9S**YY	16HT4AHQ9S**YY
			BrimStone™	350		SS Sleeve	15GN4AHQ9S**YY	16GN4AHQ9S**YY
			Epoxy	350		SS BB	15OV4AHQP4**YY	16OV4AHQP4**YY
						SS Sleeve	15OV4AHQ9S**YY	16OV4AHQ9S**YY
			SteROLLizer™	350		SS Prec. BB	15BF4AHC61**YY	16BF4AHC61**YY
		15SL4AHC61**YY					16SL4AHC61**YY	

# 15/16 Stainless Caster - 350LB

Wheel Diameter	Tread Width	Wheel Type	Load Capacity	+Color	Bearing Type	Swivel Caster Part #	Rigid Caster Part #	
5"	1-1/4"	Yoke only					15ZZ50GZ82**YY	16ZZ50GZ82**YY
		Neoprene Energizer™	300		SS Ball B.	15EN50VB2S**YY	16EN50GV2S**YY	
					Delrin	15EN50VB55**YY	16EN50GV55**YY	
		SteROLLizer™	300		SS Ball B.	15BG50VO2S**YY	16BG50VO2S**YY	
		Soft Rubber	250		Plain	15SR50GB82**YY	16SR50GB82**YY	
		Thermo-Pro™	300	T,Y	^Precision		15TP50GI44**YY	16TP50GI44**YY
							15TP50G+47**YY	16TP50G+47**YY
					SS Sleeve	15TP50G+9S**YY	16TP50G+9S**YY	
					Delrin	15TP50GI5A**YY	16TP50GI5A**YY	
					SS Prec. BB	15TP50GI4S**YY	16TP50GI4S**YY	
		Nomadic™	325	I,L	Delrin	15NM50G+5A**YY	16NM50G+5A**YY	
					SS Prec. BB	15NM50G+4S**YY	16NM50G+4S**YY	
		Element™	250		Delrin	15EL50GI5A**YY	16EL50GI5A**YY	
		Poly-Pro™	300	I,A,D,S	^Precision		15PP50G+44**YY	16PP50G+44**YY
							15PP50GB82**YY	16PP50GB82**YY
				B			15PP50G+47**YY	16PP50G+47**YY
							15PP50G+9S**YY	16PP50G+9S**YY
				T,Y		SS Sleeve	15PP50G+9S**YY	16PP50G+9S**YY
						SS BB	15PP50G+2S**YY	16PP50G+2S**YY
				K,W,P		Delrin	15PP50G+55**YY	16PP50G+55**YY
		SS Prec. BB	15PP50GI4S**YY			16PP50GI4S**YY		
		Polymadic™	350		Delrin	15PM50GM5A**YY	16PM50GM5A**YY	
		Stainless Disc	300		Ball	15US50GLA3**YY	16US50GLA3**YY	
		Conductive	275		^Precision	15CN50GH44**YY	16CN50GH44**YY	
		DuraLastomer™	350		SS Sleeve	15SU50GL9S**YY	16SU50GL9S**YY	
		Hard Rubber	350		Plain	15HR50GB82**YY	16HR50GB82**YY	
		Polyolefin	350	B,Z	Plain	15PO50G+82**YY	16PO50G+82**YY	
			350	J,Z	SS Sleeve	15PO50G+9S**YY	16PO50G+9S**YY	
H.D. Polyolefin	350	B,E	Plain	15HP50G+82**YY	16HP50G+82**YY			
Nylon	350		SS Sleeve	15NY50GE9S**YY	16NY50GE9S**YY			
			SS Prec. BB	15NY50GE4S**YY	16NY50GE4S**YY			
Phenolic	350		SS Top Hat	15PH50GB97**YY	16PH50GB97**YY			

## S7/S8/S9 Stainless Total Lock Caster Series - 350LB

- Large selection of wheels and options for various applications
- Economically efficient for most applications
- High-Temp grease available upon request
- Constructed with S304 Stainless Steel
- NSF listed and RoHS Compliant
- Dual ball bearing raceway
- Electrolytic shining finish
- 3/8" axle and nut



# S7/S8/S9 Stainless Total Lock Caster Series - 350LB

Fastening Options (Replace ** in part number with desired plate or stem code)							
Plate Code	Overall Size		Bolt Hole Pattern		Mounting Bolt Size		
06	2-3/8" x 3-5/8"		1-3/4" x 2-7/8" slotted to 3"		5/16"		
X6	2-3/8" x 3-5/8"		1-13/16" x 2-15/16" to 2-1/8" x 2-13/16"		5/16"		
11	3-1/8" x 4-1/8"		1-3/4" x 2-15/16" to 2-3/8" x 3-3/8"		3/8"		
17	4" x 4-1/2"		2-5/8" x 3-5/8" to 3" x 3"		3/8"		
Order modular stem installed with code - or uninstalled by part #				Permanently Attached Stem			
Stem Code	Size	Modular Stem Part #	Stem Type	Stem Code	Size	Stem Type	
ZZ	1/2"		Hollow Kingpin-No Fastener	91	7/16" x 1-3/8"	Grip Ring	
61	3/8" - 16 x 1"	S7STS61	Threaded	95	.846" x 2-3/16"		
S1	1/2" - 13 x 4"	S7STTS1		67	1/2" - 13 x 1"	Threaded	
81	5/8" - 11 x 1-3/4"	S7STT81		68	1/2" - 13 x 1-1/2"		
S2	5/8" - 11 x 4"	S7STTS2		70	1/2" - 13 x 2-3/4"		
E8	5/8"-18 x 1-1/2"	S7STTE8		71	.720" - .851"	Rounded Expandable Adaptor	
S6	3/4" - 10 x 2"	S7STTS6		7B	0.920" - 0.980"		
S7	3/4" - 10 x 4"	S7STTS7		72	.852" - .927"		
S3	3/4" - 10 x 6"	S7STTS3		73	.928" - 1.029"		
S4	3/4" - 10 x 8"	S7STTS4		7A	1.020" - 1.100"		
S5	3/4" - 10 x 10"	S7STTS5		74	1.030" - 1.14"		
97	7/16" x 2"	S7STG97		Grip Ring	75		1.360" - 1.425"
57	3/4" x 2"	S7STR57		Rounded w/3 cross drilled holes	76	1.426" - 1.589"	Rounded Expandable Adaptor w/ stainless knurl nuts
82	1-1/8" x 2-3/16"	S7STG82		Rounded Grip Ring (2 rings)	77	1.790" - 1.850"	
51	3/4" x 2"	S7STS51		Square w/3 cross drilled holes	78	1.178" - 1.303"	
42	7/8" x 2"	S7ST042	72S		.852" - .927"		
41	.875 x 2-1/4"	S7STO41	Octagon w/ Grip Ring	73S	.928" - 1.029"	Rounded Expandable Adaptor w/ stainless knurl nuts	
G3	7/8" x 3-1/2"	S7STOG3	Square Grip rings(2 rings)	76S	1.426" - 1.589"		
				R1	.720" - .851"	Expandable Adaptor for square tubing	
				R2	.852" - .927"		
				R3	.928" - 1.029"		
				R4	1.030" - 1.140"		
				R5	1.360" - 1.425"		
				R6	1.426" - 1.589"		
				R7	1.790" - 1.850"		




Size	Overall Height	Swivel Radius	
		S7	S9
3"	4-1/4"	4-1/4"	2-13/16"
3-1/2"	4-3/4"	4-1/4"	3-1/16"
4"	5-1/4"	4-1/4"	3-5/16"
5"	6-1/4"	4-1/4"	3-7/8"

\*Reduce Overall Height 1/8" for stem casters

# S7/S8/S9 Stainless Total Lock Caster Series - 350LB

S7/S8/S9 SERIES • CAPACITY 350

## WHEELS



Wheel Diameter	Tread Width	Wheel Type	Load Capacity	+Color	Bearing Type	Total Lock Caster Part #	Swivel Caster Part #	Rigid Caster Part #	
3"	1-1/4"	Yoke only					S7ZZ30GZ82**YY	S9ZZ30GZ82**YY	S8ZZ30GZ82**YY
		Soft Rubber	300		Plain	S7SR30GB82**YY	S9SR30GB82**YY	S8SR30GB82**YY	
		Thermo-Pro™	210	T,Y		^Precision	S7TP30GI44**YY	S9TP30GI44**YY	S8TP30GI44**YY
							S7TP30G+47**YY	S9TP30G+47**YY	S8TP30G+47**YY
						SS Sleeve	S7TP30G+9S**YY	S9TP30G+9S**YY	S8TP30G+9S**YY
						SS Prec. BB	S7TP30GI4S**YY	S9TP30GI4S**YY	S8TP30GI4S**YY
						Plain	S7TP30GI82**YY	S9TP30GI82**YY	S8TP30GI82**YY
		Nomadic™	300	I		Delrin	S7NM30G+5A**YY	S9NM30G+5A**YY	S8NM30G+5A**YY
						SS Prec. BB	S7NM30G+4S**YY	S9NM30G+4S**YY	S8NM30G+4S**YY
		Element™	210			Delrin	S7EL30GI5A**YY	S9EL30GI5A**YY	S8EL30GI5A**YY
		Poly-Pro™	300	A,D,I,K,S T,Y K,W		^Precision	S7PP30G+44**YY	S9PP30G+44**YY	S8PP30G+44**YY
							S7PP30G+47**YY	S9PP30G+47**YY	S8PP30G+47**YY
						SS Sleeve	S7PP30G+9S**YY	S9PP30G+9S**YY	S8PP30G+9S**YY
						SS BB	S7PP30G+2S**YY	S9PP30G+2S**YY	S8PP30G+2S**YY
						Delrin	S7PP30G+55**YY	S9PP30G+55**YY	S8PP30G+55**YY
				SS Prec. BB	S7PP30GI4S**YY	S9PP30GI4S**YY	S8PP30GI4S**YY		
		Polymadic™	300			Delrin	S7PM30GM5A**YY	S9PM30GM5A**YY	S8PM30GM5A**YY
		DuraLastomer™	300			SS Sleeve	S7SU30GL9S**YY	S9SU30GL9S**YY	S8SU30GL9S**YY
		Hard Rubber	275			Plain	S7HR30GB82**YY	S9HR30GB82**YY	S8HR30GB82**YY
		Polyolefin	250	B,Z		SS Sleeve	S7PO30G+82**YY	S9PO30G+82**YY	S8PO30G+82**YY
	Delrin Sleeve					S7PO30G+90**YY	S9PO30G+90**YY	S8PO30G+90**YY	
	300		J,Z		SS BB	S7PO30GZ2S**YY	S9PO30GZ2S**YY	S8PO30GZ2S**YY	
	H.D. Polyolefin	250	B,E		Plain	S7HP30G+82**YY	S9HP30G+82**YY	S8HP30G+82**YY	
	Nylon	300			SS Sleeve	S7NY30GE9S**YY	S9NY30GE9S**YY	S8NY30GE9S**YY	
					SS Prec. BB	S7NY30GE4S**YY	S9NY30GE4S**YY	S8NY30GE4S**YY	
	Phenolic	300			SS Top Hat	S7PH30GB97**YY	S9PH30GB97**YY	S8PH30GB97**YY	
	H.T. Phenolic	200			SSTop Hat	S7HT30GQ97**YY	S9HT30GQ97**YY	S8HT30GQ97**YY	
	BrimStone™	350			SS Top Hat	S7GN30GQ97**YY	S9GN30GQ97**YY	S8GN30GQ97**YY	
	1-1/2"	Phenolic	350			SS Sleeve	S7PH30HB9S**YY	S9PH30HB9S**YY	S8PH30HB9S**YY

# S7/S8/S9 Stainless Total Lock Caster Series - 350LB

Wheel Diameter	Tread Width	Wheel Type	Load Capacity	+Color	Bearing Type	Total Lock Caster Part #	Swivel Caster Part #	Rigid Caster Part #	
3-1/2"	1-1/4"	Yoke only					S7ZZ35GZ82**YY	S9ZZ35GZ82**YY	S8ZZ35GZ82**YY
		Soft Rubber	300		Plain	S7SR35GB82**YY	S9SR35GB82**YY	S8SR35GB82**YY	
		Thermo-Pro™	230	T,Y	^Precision	S7TP35GI44**YY	S9TP35GI44**YY	S8TP35GI44**YY	
						S7TP35G+47**YY	S9TP35G+47**YY	S8TP35G+47**YY	
					SS Sleeve	S7TP35G+9S**YY	S9TP35G+9S**YY	S8TP35G+9S**YY	
				Plain	S7TP35GI82**YY	S9TP35GI82**YY	S8TP35GI82**YY		
		Nomadic™	300	I,L	Delrin	S7NM35G+5A**YY	S9NM35G+5A**YY	S8NM35G+5A**YY	
		Element™	220		Delrin	S7EL35GI5A**YY	S9EL35GI5A**YY	S8EL35GI5A**YY	
		Poly-Pro™	300	A,D,I,K,S	^Precision	S7PP35G+44**YY	S9PP35G+44**YY	S8PP35G+44**YY	
						S7PP35G+47**YY	S9PP35G+47**YY	S8PP35G+47**YY	
				T,Y	SS Sleeve	S7PP35G+9S**YY	S9PP35G+9S**YY	S8PP35G+9S**YY	
					SS BB	S7PP35G+2S**YY	S9PP35G+2S**YY	S8PP35G+2S**YY	
					Delrin	S7PP35G+55**YY	S9PP35G+55**YY	S8PP35G+55**YY	
				SS Prec. BB	S7PP35GI4S**YY	S9PP35GI4S**YY	S8PP35GI4S**YY		
		Polymadic™	325		Delrin	S7PM35GM5A**YY	S9PM35GM5A**YY	S8PM35GM5A**YY	
		Stainless Disc	250		Ball	S7US35GLA3**YY	S9US35GLA3**YY	S8US35GLA3**YY	
		Hard Rubber	300		Plain	S7HR35GB82**YY	S9HR35GB82**YY	S8HR35GB82**YY	
		Polyolefin	300	J,Z	Plain	S7PO35G+82**YY	S9PO35G+82**YY	S8PO35G+82**YY	
Nylon	325		Plain	S7NY35GE82**YY	S9NY35GE82**YY	S8NY35GE82**YY			
			SS Prec. BB	S7NY35GE4S**YY	S9NY35GE4S**YY	S8NY35GE4S**YY			
Phenolic	350		SS Top Hat	S7PH35GB97**YY	S9PH35GB97**YY	S8PH35GB97**YY			

Notes

# S7/S8/S9 Stainless Total Lock Caster Series - 350LB

Wheel Diameter	Tread Width	Wheel Type	Load Capacity	+Color	Bearing Type	Total Lock Caster Part #	Swivel Caster Part #	Rigid Caster Part #	
4"	1-1/4"	Yoke only					S7ZZ40GZ82**YY	S9ZZ40GZ82**YY	S8ZZ40GZ82**YY
		Soft Rubber	350		Plain	S7SR40GB82**YY	S9SR40GB82**YY	S8SR40GB82**YY	
		Thermo-Pro™	250	T,Y	^Precision	S7TP40GI44**YY	S9TP40GI44**YY	S8TP40GI44**YY	
						S7TP40G+47**YY	S9TP40G+47**YY	S8TP40G+47**YY	
				SS Sleeve	S7TP40G+9S**YY	S9TP40G+9S**YY	S8TP40G+9S**YY		
				SS Prec. BB	S7TP40GI4S**YY	S9TP40GI4S**YY	S8TP40GI4S**YY		
				Plain	S7TP40GI82**YY	S9TP40GI82**YY	S8TP40GI82**YY		
		Nomadic™	300	I,L	Delrin	S7NM40G+5A**YY	S9NM40G+5A**YY	S8NM40G+5A**YY	
					SS Prec. BB	S7NM40G+4S**YY	S9NM40G+4S**YY	S8NM40G+4S**YY	
		Element™	240		Delrin	S7EL40GI5A**YY	S9EL40GI5A**YY	S8EL40GI5A**YY	
		Poly-Pro™	350	A,D,I,S,C	^Precision	S7PP40G+44**YY	S9PP40G+44**YY	S8PP40G+44**YY	
						S7PP40G+47**YY	S9PP40G+47**YY	S8PP40G+47**YY	
				T,Y	SS Sleeve	S7PP40G+9S**YY	S9PP40G+9S**YY	S8PP40G+9S**YY	
					SS BB	S7PP40G+2S**YY	S9PP40G+2S**YY	S8PP40G+2S**YY	
					Delrin	S7PP40G+55**YY	S9PP40G+55**YY	S8PP40G+55**YY	
		SS Prec. BB	S7PP40GI4S**YY	S9PP40GI4S**YY	S8PP40GI4S**YY				
		Polymadic™	350		Delrin	S7PM40GM5A**YY	S9PM40GM5A**YY	S8PM40GM5A**YY	
		Stainless Disc	270		Ball	S7US40GLA3**YY	S9US40GLA3**YY	S8US40GLA3**YY	
		Conductive	250		^Precision	S7CN40GH44**YY	S9CN40GH44**YY	S8CN40GH44**YY	
					Precision	S7CN40GH4S**YY	S9CN40GH4S**YY	S8CN40GH4S**YY	
		SteROLLizer™	300		Plain	S7BF40GC97**YY	S9BF40GC97**YY	S8BF40GC97**YY	
						S7SL40GC97**YY	S9SL40GC97**YY	S8SL40GC97**YY	
		DuraLastomer™	350		SS Sleeve	S7SU40GL9S**YY	S9SU40GL9S**YY	S8SU40GL9S**YY	
		Hard Rubber	350		Plain	S7HR40GB82**YY	S9HR40GB82**YY	S8HR40GB82**YY	
		Polyolefin	300	B,Z	Plain	S7PO40G+82**YY	S9PO40G+82**YY	S8PO40G+82**YY	
			350	J,Z	SS Sleeve	S7PO40G+9S**YY	S9PO40G+9S**YY	S8PO40G+9S**YY	
					SS BB	S7PO40GZ2S**YY	S9PO40GZ2S**YY	S8PO40GZ2S**YY	
		H.D. Polyolefin	350	B,E	Plain	S7HP40G+82**YY	S9HP40G+82**YY	S8HP40G+82**YY	
		Nylon	350		SS Sleeve	S7NY40GE9S**YY	S9NY40GE9S**YY	S8NY40GE9S**YY	
					SS Prec. BB	S7NY40GE4S**YY	S9NY40GE4S**YY	S8NY40GE4S**YY	
	Phenolic	350		SS Top Hat	S7PH40GB97**YY	S9PH40GB97**YY	S8PH40GB97**YY		
	H.T. Phenolic	250		SS Top Hat	S7HT40GQ97**YY	S9HT40GQ97**YY	S8HT40GQ97**YY		
	BrimStone™	300		SS Top Hat	S7GN40GQ97**YY	S9GN40GQ97**YY	S8GN40GQ97**YY		
	1-1/2"	H.T. Phenolic	350		SS Sleeve	S7HT40HQ9S**YY	S9HT40HQ9S**YY	S8HT40HQ9S**YY	
		BrimStone™	350		SS Sleeve	S7GN40HQ9S**YY	S9GN40HQ9S**YY	S8GN40HQ9S**YY	
Epoxy		350		SS BB	S7OV40HQ2S**YY	S9OV40HQ2S**YY	S8OV40HQ2S**YY		
				SS Sleeve	S7OV40HQ9S**YY	S9OV40HQ9S**YY	S8OV40HQ9S**YY		
SteROLLizer™	350		SS Prec. BB	S7BF40HC6106YY	S9BF40HC6106YY	S8BF40HC61**YY			
				S7SL40HC6106YY	S9SL40HC6106YY	S8SL40HC61**YY			



## S7/S8/S9 Stainless Total Lock Caster Series - 350LB

Wheel Diameter	Tread Width	Wheel Type	Load Capacity	+Color	Bearing Type	Total Lock Caster Part #	Swivel Caster Part #	Rigid Caster Part #		
5"	1-1/4"	Yoke only					S7ZZ50GZ82**YY	S9ZZ50GZ82**YY	S8ZZ50GZ82**YY	
		Neoprene Energizer™	300		SS Ball B.	S7EN50VB2S**YY	S9EN50VB2S**YY	S8EN50VB2S**YY		
					Delrin	S7EN50VB55**YY	S9EN50VB55**YY	S8EN50VB55**YY		
		Soft Rubber	250		Plain	S7SR50GB82**YY	S9SR50GB82**YY	S8SR50GB82**YY		
		Thermo-Pro™	300	T,Y	^Precision		S7TP50GI44**YY	S9TP50GI44**YY	S8TP50GI44**YY	
							S7TP50G+47**YY	S9TP50G+47**YY	S8TP50G+47**YY	
					SS Sleeve	S7TP50G+9S**YY	S9TP50G+9S**YY	S8TP50G+9S**YY		
					Delrin	S7TP50GI5A**YY	S9TP50GI5A**YY	S8TP50GI5A**YY		
					SS Prec. BB	S7TP50GI4S**YY	S9TP50GI4S**YY	S8TP50GI4S**YY		
		Nomadic™	325	I,L		Delrin	S7NM50G+5A**YY	S9NM50G+5A**YY	S8NM50G+5A**YY	
						SS Prec. BB	S7NM50G+4S**YY	S9NM50G+4S**YY	S8NM50G+4S**YY	
		Element™	250			Delrin	S7EL50GI5A**YY	S9EL50GI5A**YY	S8EL50GI5A**YY	
		Poly-Pro™	350	B			Plain	S7PP50GB82**YY	S9PP50GB82**YY	S8PP50GB82**YY
						I,A,D,S	^Precision		S7PP50G+44**YY	S9PP50G+44**YY
				T,Y				S7PP50G+47**YY	S9PP50G+47**YY	S8PP50G+47**YY
						SS Sleeve	S7PP50G+9S**YY	S9PP50G+9S**YY	S8PP50G+9S**YY	
				K,W,P		SS BB	S7PP50G+2S**YY	S9PP50G+2S**YY	S8PP50G+2S**YY	
						Delrin	S7PP50G+55**YY	S9PP50G+55**YY	S8PP50G+55**YY	
					SS Prec. BB	S7PP50GI4S**YY	S9PP50GI4S**YY	S8PP50GI4S**YY		
		Polymadic™	350			Delrin	S7PM50GM5A**YY	S9PM50GM5A**YY	S8PM50GM5A**YY	
		Stainless Disc	300			Ball	S7US50GLA3**YY	S9US50GLA3**YY	S8US50GLA3**YY	
		Conductive	275			^Precision	S7CN50GH44**YY	S9CN50GH44**YY	S8CN50GH44**YY	
		DuraLastomer™	350			SS Sleeve	S7SU50GL9S**YY	S9SU50GL9S**YY	S8SU50GL9S**YY	
		Hard Rubber	350			Plain	S7HR50GB82**YY	S9HR50GB82**YY	S8HR50GB82**YY	
		Polyolefin	350	B,Z		Plain	S7PO50G+82**YY	S9PO50G+82**YY	S8PO50G+82**YY	
				J,Z		SS Sleeve	S7PO50G+9S**YY	S9PO50G+9S**YY	S8PO50G+9S**YY	
		H.D. Polyolefin	350	B,E		Plain	S7HP50G+82**YY	S9HP50G+82**YY	S8HP50G+82**YY	
		Nylon	350				SS Sleeve	S7NY50GE9S**YY	S9NY50GE9S**YY	S8NY50GE9S**YY
						SS Prec. BB	S7NY50GE4S**YY	S9NY50GE4S**YY	S8NY50GE4S**YY	
	Phenolic	350			SS Top Hat	S7PH50GB97**YY	S9PH50GB97**YY	S8PH50GB97**YY		
	1-1/2"	H.T. Phenolic	350			SS Top Hat	S7HT50HG9S**YY	S9HT50HG9S**YY	S8HT50HG9S**YY	
		BrimStone™	350			SS Top Hat	S7GN50HG9S**YY	S9GN50HG9S**YY	S8GN50HG9S**YY	
SteROLLizer™		300			SS Ball B.	S7BF50HG9S**YY	S9BF50HG9S**YY	S8BF50HG9S**YY		





^Precision is not stainless

## 73/74/7T Highly Polished Medium Duty SS Caster - 350LB

High-temp white seal integrated with raceway, grease fitting on dust cover, mechanically polished and buffed to a smooth reflective surface. Seal temperature range is -20°F to 450°F

- Mechanically polished and buffed to a smooth reflective surface
- Modular kingpin is available for any custom fastening pattern
- Constructed with S304 Stainless Steel
- Hi-Temp seals on raceway as standard
- All stainless 304 brake mechanism
- NSF listed and RoHS Compliant
- Dual ball bearing raceway
- 3/8" axle and nut



TKB Brake Pedal (HY)	Top Lock Brake Pedal (TY)	Zerk Axle (Z)	Position Lock (PY)
			

# 73/74/7T Highly Polished Medium Duty SS Caster - 350LB

Fastening Options (Replace ** in part number with desired plate or stem code)							
Plate Code	Overall Size	Bolt Hole Pattern			Mounting Bolt Size		
06	2-3/8 x 3-5/8	1-3/4 x 2-7/8 slotted to 3			5/16		
X6	2-3/8 x 3-5/8	1-3/4 x 3 to 2-3/16 x 2-3/4			5/16		
11	3-1/8 x 4-1/8	1-3/4 x 2-15/16 to 2-3/8 x 3-3/8			3/8		
17	4 x 4-1/2	2-5/8 x 3-5/8 to 3 x 3			3/8		
Order the modular stem installed with code - or uninstalled by part #				Permanently attached Stem			
Stem Code	Size	Modular Stem Part #	Stem Type	Stem Code	Size	Stem Type	
ZZ	1/2"		Hollow Kingpin-No Fastener	91	7/16" x 1-3/8"	Grip Ring	
61	3/8" - 16 x 1"	S7STS61	Threaded	68	1/2" - 13 x 1-1/2"	Threaded	
S1	1/2" - 13 x 4"	S7STTS1		70	1/2" - 13 x 2-3/4"		
81	5/8" - 11 x 1-3/4"	S7STT81		71	.720" - .851"	Rounded Expandable Adaptor	
S2	5/8" - 11 x 4"	S7STTS2		7B	.920" - .980"		
E8	5/8" - 18 x 1-1/2"	S7STTE8		72	.852" - .927"		
S6	3/4" - 10 x 2"	S7STTS6		73	.928" - 1.029"		
S7	3/4" - 10 x 4"	S7STTS7		7A	1.020" - 1.100"		
S3	3/4" - 10 x 6"	S7STTS3		74	1.030" - 1.14"		
S4	3/4" - 10 x 8"	S7STTS4		75	1.360" - 1.425"		
S5	3/4" - 10 x 10"	S7STTS5		76	1.426" - 1.589"		
91	7/16" x 1-3/8"	S7STG91		Grip Ring	77	1.790" - 1.850"	Rounded Expandable Adaptor w/ stainless knurl nuts
97	7/16" x 2"	S7STG97			78	1.178" - 1.303"	
95	.846" x 2-3/16 "	S7STG91			72S	.852" - .927"	
57	3/4" x 2"	S7STR57	Rounded w/ 3 cross drilled holes	73S	.928" - 1.029"	Expandable Adaptor for squared tubing	
82	1-1/8" x 2-3/16"	S7STG82	Rounded Grip Ring (2 rings)	76S	1.426" - 1.589"		
51	3/4" x 2"	S7STS51	Squared w/ 3 cross drilled holes	R1	.720" - .851"	Expandable Adaptor for squared tubing	
42	7/8" x 2"			R2	.852" - .927"		
41	.865" x 2-1/4"	S7STO41	Octagon w/ Grip Ring	R3	.928" - 1.029"		
G3	7/8" x 3-1/2"	S7STGG3	Squared Grip Rings (2 rings)	R4	1.030" - 1.140"		
				R5	1.360" - 1.425"		
				R6	1.426" - 1.589"		
				R7	1.790" - 1.850"		




SIZE	Overall Height	Swivel Radius	
		#73	#7T
3"	4-3/16"	2-7/8"	4-1/8"
3-1/2"	4-5/8"	3-1/4"	4-1/8"
4"	5-1/4"	3-3/8"	4-1/8"
5"	6-3/16"	3-7/8"	4-1/4"
6"	7-3/8"	4-9/16"	4-9/16"

\*Reduce Overall Height 1/8" for stem casters

# 73/74/7T Highly Polished Medium Duty SS Caster - 350LB

73/74/7T SERIES • CAPACITY 350

## WHEELS



Wheel Size	Tread Width	Wheel Type	Load Capacity	+Color	Bearing Type	Total Lock #	Swivel Part #	Rigid Part #	
3"	1-1/4"	Yoke only					7TZZ30GZ82**YY	73ZZ30GZ82**YY	74ZZ30GZ82**YY
		Soft Rubber	300		Plain	7TSR30GB82**YY	73SR30GB82**YY	74SR30GB82**YY	
		Thermo-Pro™	210	T,Y		^Precision	7TTP30GI44**YY	73TP30GI44**YY	74TP30GI44**YY
							7TTP30G+47**YY	73TP30G+47**YY	74TP30G+47**YY
						SS Sleeve	7TTP30G+9S**YY	73TP30G+90**YY	74TP30G+90**YY
						SS Prec. BB	7TTP30GI4S**YY	73TP30GI4S**YY	74TP30GI4S**YY
		Nomadic™	300	I,L		Delrin	7TNM30G+5A**YY	73NM30G+5A**YY	74NM30G+5A**YY
						SS Prec. BB	7TNM30G+4S**YY	73NM30G+4S**YY	74NM30G+4S**YY
		Element™	210		Delrin	7TEL30GI5A**YY	73EL30GI5A**YY	74EL30GI5A**YY	
		Poly-Pro™	300	A,D,I,K,S		^Precision	7TPP30G+44**YY	73PP30G+44**YY	74PP30G+44**YY
						^Precision	7TPP30G+47**YY	73PP30G+47**YY	74PP30G+47**YY
				T,Y		SS Sleeve	7TPP30G+9S**YY	73PP30G+90**YY	74PP30G+90**YY
						SS BB	7TPP30G+2S**YY	73PP30G+2S**YY	74PP30G+2S**YY
						Delrin	7TPP30G+55**YY	73PP30G+55**YY	74PP30G+55**YY
				SS Prec. BB	7TPP30GI4S**YY	73PP30GI4S**YY	74PP30GI4S**YY		
		Polymadic™	300		Delrin	7TPM30GM5A**YY	73PM30GM5A**YY	74PM30GM5A**YY	
		DuraLastomer™	300		SS Sleeve	7TSU30GL9S**YY	73SU30GL90**YY	74SU30GL90**YY	
		Hard Rubber	275		Plain	7THR30GB82**YY	73HR30GB82**YY	74HR30GB82**YY	
		Polyolefin	250	B,Z	Plain	7TPO30G+82**YY	73PO30G+82**YY	74PO30G+82**YY	
			300	J,Z	SS Sleeve	7TPO30G+9S**YY	73PO30G+90**YY	74PO30G+90**YY	
			300		SS BB	7TPO30GZ2S**YY	73PO30GZ2S**YY	74PO30GZ2S**YY	
		H.D. Polyolefin	250	B,E	Plain	7THP30G+82**YY	73HP30G+82**YY	74HP30G+82**YY	
		Nylon	300		SS Sleeve	7TNY30GE9S**YY	73NY30GE90**YY	74NY30GE90**YY	
					SS Prec. BB	7TNY30GE4S**YY	73NY30GE4S**YY	74NY30GE4S**YY	
		Phenolic	300		SS Top Hat	7TPH30GB97**YY	73PH30GB97**YY	74PH30GB97**YY	
		H.T. Phenolic	200		SS Top Hat	7THT30GQ97**YY	73HT30GQ97**YY	74HT30GQ97**YY	
		BrimStone™	350		SS Top Hat	7TGN30GQ97**YY	73GN30GQ97**YY	74GN30GQ97**YY	
		1-1/2"	Phenolic	350		SS Sleeve	7TPH30HB9S**YY	73PH30HB90**YY	74PH30HB90**YY

## 73/74/7T Highly Polished Medium Duty SS Caster - 350LB

Wheel Size	Tread Width	Wheel Type	Load Capacity	+Color	Bearing Type	Total Lock #	Swivel Part #	Rigid Part #	
3-1/2"	1-1/4"	Yoke only					7TZZ35GZ82**YY	73ZZ35GZ82**YY	74ZZ35GZ82**YY
		Soft Rubber	300		Plain	7TSR35GB82**YY	73SR35GB82**YY	74SR35GB82**YY	
		Thermo-Pro™	230	T,Y	^Precision	7TTP35GI44**YY	73TP35GI44**YY	74TP35GI44**YY	
						7TTP35G+47**YY	73TP35G+47**YY	74TP35G+47**YY	
						7TTP35G+90**YY	73TP35G+90**YY	74TP35G+90**YY	
		Nomadic™	300	I,L	Delrin	7TNM35G+5A**YY	73NM35G+5A**YY	74NM35G+5A**YY	
		Element™	220		Delrin	7TEL35GI5A**YY	73EL35GI5A**YY	74EL35GI5A**YY	
		Poly-Pro™	300	A,D,I,K,S	^Precision	7TPP35G+44**YY	73PP35G+44**YY	74PP35G+44**YY	
						7TTP35G+47**YY	73PP35G+47**YY	74PP35G+47**YY	
				T,Y	SS Sleeve	7TPP35G+90**YY	73PP35G+90**YY	74PP35G+90**YY	
						7TPP35G+2S**YY	73PP35G+2S**YY	74PP35G+2S**YY	
		K,W,P		Delrin	7TPP35G+55**YY	73PP35G+55**YY	74PP35G+55**YY		
					SS Prec. BB	7TPP35GI4S**YY	73PP35GI4S**YY	74PP35GI4S**YY	
		Polymadic™	325		Delrin	7TPM35GM5A**YY	73PM35GM5A**YY	74PM35GM5A**YY	
		Stainless Disc	250		Ball	7TUS35GLA3**YY	73US35GLA3**YY	74US35GLA3**YY	
Hard Rubber	300		Plain	7THR35GB82**YY	73HR35GB82**YY	74HR35GB82**YY			
Polyolefin	300	J,Z	Plain	7TPO35G+82**YY	73PO35G+82**YY	74PO35G+82**YY			
Nylon	325		Plain	7TNY35GE82**YY	73NY35GE82**YY	74NY35GE82**YY			
				SS Prec. BB	7TNY35GE4S**YY	73NY35GE4S**YY	74NY35GE4S**YY		
Phenolic	350		SS Top Hat	7TPH35GB97**YY	73PH35GB97**YY	74PH35GB97**YY			
4"	1-1/4"	Yoke only					7TZZ40GZ82**YY	73ZZ40GZ82**YY	74ZZ40GZ82**YY
		Soft Rubber	350		Plain	7TSR40GB82**YY	73SR40GB82**YY	74SR40GB82**YY	
		Thermo-Pro™	250	T,Y	^Precision	7TTP40GI44**YY	73TP40GI44**YY	74TP40GI44**YY	
						7TTP40G+47**YY	73TP40G+47**YY	74TP40G+47**YY	
						7TTP40G+90**YY	73TP40G+90**YY	74TP40G+90**YY	
						7TTP40GI4S**YY	73TP40GI4S**YY	74TP40GI4S**YY	
		Nomadic™	300	I,L	Delrin	7TNM40G+5A**YY	73NM40G+5A**YY	74NM40G+5A**YY	
						SS Prec. BB	7TNM40G+4S**YY	73NM40G+4S**YY	74NM40G+4S**YY
		Element™	240		Delrin	7TEL40GI5A**YY	73EL40GI5A**YY	74EL40GI5A**YY	
		Poly-Pro™	350	A,D,I,S,C	^Precision	7TPP40G+44**YY	73PP40G+44**YY	74PP40G+44**YY	
						7TPP40G+47**YY	73PP40G+47**YY	74PP40G+47**YY	
				T,Y	SS Sleeve	7TPP40G+90**YY	73PP40G+90**YY	74PP40G+90**YY	
						7TPP40G+2S**YY	73PP40G+2S**YY	74PP40G+2S**YY	
		K,W,P		Delrin	7TPP40G+55**YY	73PP40G+55**YY	74PP40G+55**YY		
					SS Prec. BB	7TPP40GI4S**YY	73PP40GI4S**YY	74PP40GI4S**YY	
		Polymadic™	350		Delrin	7TPM40GM5A**YY	73PM40GM5A**YY	74PM40GM5A**YY	
		Stainless Disc	270		Ball	7TUS40GLA3**YY	73US40GLA3**YY	74US40GLA3**YY	
		Conductive	250		^Precision	7TCN40GH44**YY	73CN40GH44**YY	74CN40GH44**YY	
						Precision	7TCN40GH4S**YY	73CN40GH4S**YY	74CN40GH4S**YY
		SteROLLizer™	300		SS Top Hat	7TBF40GC97**YY	73BF40GC97**YY	74BF40GC97**YY	
						7TSL40GC97**YY	73SL40GC97**YY	74SL40GC97**YY	
		DuraLastomer™	350		SS Sleeve	7TSU40GL90**YY	73SU40GL90**YY	74SU40GL90**YY	
		Hard Rubber	350		Plain	7THR40GB82**YY	73HR40GB82**YY	74HR40GB82**YY	
		Polyolefin	300	B,Z	Plain	7TPO40G+82**YY	73PO40G+82**YY	74PO40G+82**YY	
			350	J,Z	SS Sleeve	7TPO40G+90**YY	73PO40G+90**YY	74PO40G+90**YY	
			350		SS BB	7TPO40GZ2S**YY	73PO40GZ2S**YY	74PO40GZ2S**YY	
		H.D. Polyolefin	350	B,E	Plain	7THP40G+82**YY	73HP40G+82**YY	74HP40G+82**YY	
		Nylon	350		SS Sleeve	7TNY40GE90**YY	73NY40GE90**YY	74NY40GE90**YY	
						SS Prec. BB	7TNY40GE4S**YY	73NY40GE4S**YY	74NY40GE4S**YY
		Phenolic	350		SS Top Hat	7TPH40GB97**YY	73PH40GB97**YY	74PH40GB97**YY	
		H.T. Phenolic	250		SS Top Hat	7THT40GQ97**YY	73HT40GQ97**YY	74HT40GQ97**YY	
		BrimStone™	300		SS Top Hat	7TGN40GQ97**YY	73GN40GQ97**YY	74GN40GQ97**YY	
		H.T. Phenolic	350		SS Sleeve	7THT40HQ90**YY	73HT40HQ90**YY	74HT40HQ90**YY	
						7TGN40HQ90**YY	73GN40HQ90**YY	74GN40HQ90**YY	
		BrimStone™	350		SS Sleeve	7TGN40HQ90**YY	73GN40HQ90**YY	74GN40HQ90**YY	
7TOV40HQP4**YY	73OV40HQP4**YY					74OV40HQP4**YY			
Epoxy	350		SS BB	7TOV40HQ90**YY	73OV40HQ90**YY	74OV40HQ90**YY			
				SS Sleeve	7TOV40HQ90**YY	73OV40HQ90**YY	74OV40HQ90**YY		
SteROLLizer™	350		SS Prec. BB	7TBF40HC61**YY	73BF40HC61**YY	74BF40HC61**YY			
				7TSL40HC61**YY	73SL40HC61**YY	74SL40HC61**YY			

# 73/74/7T Highly Polished Medium Duty SS Caster - 350LB

73/74/7T SERIES • CAPACITY 350

Wheel Size	Tread Width	Wheel Type	Load Capacity	+Color	Bearing Type	Total Lock #	Swivel Part #	Rigid Part #	
4"	1-1/4"	Yoke only					7TZZ4AGZ81**YY	73ZZ4AGZ81**YY	74ZZ4AGZ81**YY
		Soft Rubber	350		Plain	7TSR4AGB82**YY	73SR4AGB82**YY	74SR4AGB82**YY	
		Thermo-Pro™	250	T,Y	^Precision		7TTP4AGI44**YY	73TP4AGI44**YY	74TP4AGI44**YY
							7TTP4AG+47**YY	73TP4AG+47**YY	74TP4AG+47**YY
					SS Sleeve	7TTP4AG+9S**YY	73TP4AG+9S**YY	74TP4AG+9S**YY	
					SS Prec. BB	7TTP4AGI4S**YY	73TP4AGI4S**YY	74TP4AGI4S**YY	
		Nomadic™	300	I,L	Delrin	7TNM4AG+5A**YY	73NM4AG+5A**YY	74NM4AG+5A**YY	
					SS Prec. BB	7TNM4AG+4S**YY	73NM4AG+4S**YY	74NM4AG+4S**YY	
		Element™	240		Delrin	7TEL4AGI5A**YY	73EL4AGI5A**YY	74EL4AGI5A**YY	
		Poly-Pro™	350	A,D,I,S,C	^Precision		7TPP4AG+44**YY	73PP4AG+44**YY	74PP4AG+44**YY
							7TPP4AG+47**YY	73PP4AG+47**YY	74PP4AG+47**YY
				T,Y	SS Sleeve	7TPP4AG+9S**YY	73PP4AG+9S**YY	74PP4AG+9S**YY	
					K,W,P	SS BB	7TPP4AG+2S**YY	73PP4AG+2S**YY	74PP4AG+2S**YY
						Delrin	7TPP4AG+55**YY	73PP4AG+55**YY	74PP4AG+55**YY
			SS Prec. BB	7TPP4AGI4S**YY	73PP4AGI4S**YY	74PP4AGI4S**YY			
		Polymadic™	350		Delrin	7TPM4AGM5A**YY	73PM4AGM5A**YY	74PM4AGM5A**YY	
		Stainless Disc	270		Ball	7TUS4AGLA3**YY	73US4AGLA3**YY	74US4AGLA3**YY	
		Conductive	250		^Precision	7TCN4AGH44**YY	73CN4AGH44**YY	74CN4AGH44**YY	
					Precision	7TCN4AGH4S**YY	73CN4AGH4S**YY	74CN4AGH4S**YY	
		SteROLLizer™	300		SS Top Hat		7TBF4AGC97**YY	73BF4AGC97**YY	74BF4AGC97**YY
						7TSL4AGC97**YY	73SL4AGC97**YY	74SL4AGC97**YY	
	DuraLastomer™	350		SS Sleeve	7TSU4AGL9S**YY	73SU4AGL9S**YY	74SU4AGL9S**YY		
	Hard Rubber	350		Plain	7THR4AGB82**YY	73HR4AGB82**YY	74HR4AGB82**YY		
	Polyolefin	300	B,Z	Plain	7TPO4AG+82**YY	73PO4AG+82**YY	74PO4AG+82**YY		
		350	J,Z	SS Sleeve	7TPO4AG+9S**YY	73PO4AG+9S**YY	74PO4AG+9S**YY		
		350		SS BB	7TPO4AGZ2S**YY	73PO4AGZ2S**YY	74PO4AGZ2S**YY		
	H.D. Polyolefin	350	B,E	Plain	7THP4AG+82**YY	73HP4AG+82**YY	74HP4AG+82**YY		
	Nylon	350		SS Sleeve	7TNY4AGE9S**YY	73NY4AGE9S**YY	74NY4AGE9S**YY		
				SS Prec. BB	7TNY4AGE4S**YY	73NY4AGE4S**YY	74NY4AGE4S**YY		
	Phenolic	350		SS Top Hat	7TPH4AGB97**YY	73PH4AGB97**YY	74PH4AGB97**YY		
	H.T. Phenolic	250		SS Top Hat	7THT4AGQ97**YY	73HT4AGQ97**YY	74HT4AGQ97**YY		
	BrimStone™	300		SS Top Hat	7TGN4AGQ97**YY	73GN4AGQ97**YY	74GN4AGQ97**YY		
	1-1/2"	H.T. Phenolic	350		SS Sleeve	7THT4AHQ9S**YY	73HT4AHQ9S**YY	74HT4AHQ9S**YY	
		BrimStone™	350		SS Sleeve	7TGN4AHQ9S**YY	73GN4AHQ9S**YY	74GN4AHQ9S**YY	
		Epoxy	350		SS BB	7TOV4AHQP4**YY	73OV4AHQP4**YY	74OV4AHQP4**YY	
					SS Sleeve	7TOV4AHQ9S**YY	73OV4AHQ9S**YY	74OV4AHQ9S**YY	
		SteROLLizer™	350		SS Prec. BB		7TBF4AHC61**YY	73BF4AHC61**YY	74BF4AHC61**YY
						7TSL4AHC61**YY	73SL4AHC61**YY	74SL4AHC61**YY	

## 73/74/7T Highly Polished Medium Duty SS Caster - 350LB

Wheel Size	Tread Width	Wheel Type	Load Capacity	+Color	Bearing Type	Total Lock #	Swivel Part #	Rigid Part #	
5"	1-1/4"	Yoke only					7TZZ50GZ82**YY	73ZZ50GZ82**YY	74ZZ50GZ82**YY
		Neoprene Energizer™	300		SS Ball B.	7TEN50VB2S**YY	73EN50VB2S**YY	74EN50GV2S**YY	
					Delrin	7TEN50VB55**YY	73EN50VB55**YY	74EN50GV55**YY	
		SteROLLizer™	300		SS Ball B.	7TBG50VO2S**YY	73BG50VO2S**YY	74BG50VO2S**YY	
		Soft Rubber	250		Plain	7TSR50GB82**YY	73SR50GB82**YY	74SR50GB82**YY	
		Thermo-Pro™	300	T,Y	^Precision		7TTP50GI44**YY	73TP50GI44**YY	74TP50GI44**YY
							7TTP50G+47**YY	73TP50G+47**YY	74TP50G+47**YY
					SS Sleeve	7TTP50G+9S**YY	73TP50G+9S**YY	74TP50G+9S**YY	
					Delrin	7TTP50GI5A**YY	73TP50GI5A**YY	74TP50GI5A**YY	
		Nomadic™	325	I,L	Delrin	7TNM50G+5A**YY	73NM50G+5A**YY	74NM50G+5A**YY	
					SS Prec. BB	7TNM50G+4S**YY	73NM50G+4S**YY	74NM50G+4S**YY	
		Element™	250		Delrin	7TEL50GI5A**YY	73EL50GI5A**YY	74EL50GI5A**YY	
		Poly-Pro™	350	I,A,D,S	^Precision		7TPP50G+44**YY	73PP50G+44**YY	74PP50G+44**YY
							7TTP50GB82**YY	73PP50GB82**YY	74PP50GB82**YY
				T,Y		7TTP50G+47**YY	73PP50G+47**YY	74PP50G+47**YY	
					SS Sleeve	7TTP50G+9S**YY	73PP50G+9S**YY	74PP50G+9S**YY	
				K,W,P	SS BB	7TTP50G+2S**YY	73PP50G+2S**YY	74PP50G+2S**YY	
					Delrin	7TTP50G+55**YY	73PP50G+55**YY	74PP50G+55**YY	
			SS Prec. BB	7TTP50GI4S**YY	73PP50GI4S**YY	74PP50GI4S**YY			
		Polymadic™	350		Delrin	7TPM50GM5A**YY	73PM50GM5A**YY	74PM50GM5A**YY	
		Stainless Disc	300		Ball	7TUS50GLA3**YY	73US50GLA3**YY	74US50GLA3**YY	
		Conductive	275		^Precision	7TCN50GH44**YY	73CN50GH44**YY	74CN50GH44**YY	
		DuraLastomer™	350		SS Sleeve	7TSU50GL9S**YY	73SU50GL9S**YY	74SU50GL9S**YY	
		Hard Rubber	350		Plain	7THR50GB82**YY	73HR50GB82**YY	74HR50GB82**YY	
		Polyolefin	350	B,Z	Plain	7TPO50G+82**YY	73PO50G+82**YY	74PO50G+82**YY	
			350	J,Z	SS Sleeve	7TPO50G+9S**YY	73PO50G+9S**YY	74PO50G+9S**YY	
		H.D. Polyolefin	350	B,E	Plain	7THP50G+82**YY	73HP50G+82**YY	74HP50G+82**YY	
		Nylon	350		SS Sleeve	7TNY50GE9S**YY	73NY50GE9S**YY	74NY50GE9S**YY	
					SS Prec. BB	7TNY50GE4S**YY	73NY50GE4S**YY	74NY50GE4S**YY	
		Phenolic	350		SS Top Hat	7TPH50GB97**YY	73PH50GB97**YY	74PH50GB97**YY	
H.T. Phenolic	350		SS Top Hat	7THT50GQ97**YY	73HT50GQ97**YY	74HT50GQ97**YY			
BrimStone™	350		SS Top Hat	7TGN50GQ97**YY	73GN50GQ97**YY	74GN50GQ97**YY			
6"	1-1/4"	Yoke only					7TZZ60GZ82**YY	73ZZ60GZ82**YY	74ZZ60GZ82**YY
		Thermo-Pro™	300	T,Y	^Precision		7TTP60GI44**YY	73TP60GI44**YY	74TP60GI44**YY
							7TTP60G+47**YY	73TP60G+47**YY	74TP60G+47**YY
					SS Sleeve	7TTP60G+9S**YY	73TP60G+9S**YY	74TP60G+9S**YY	
		Poly-Pro™	350	I,A	^Precision		7TTP60G+44**YY	73PP60G+44**YY	74PP60G+44**YY
							7TTP60G+47**YY	73PP60G+47**YY	74PP60G+47**YY
				T,Y	SS Sleeve	7TTP60G+9S**YY	73PP60G+9S**YY	74PP60G+9S**YY	
		Polyolefin	350		Plain	7TPO60GZ82**YY	73PO60GZ82**YY	74PO60GZ82**YY	
			350	J,Z	SS Sleeve	7TPO60G+9S**YY	73PO60G+9S**YY	74PO60G+9S**YY	
		6"	1-1/2"	DuraLastomer™	350		SS Sleeve	7TSU60HL9S**YY	73SU60HL9S**YY

# 31/32/TS Medium Duty Stainless Steel Casters - 1250LB

31PO60JB0517-0I0000



31HU60JI7617YY



TSPO60JB0517YY



- Formed from Grade 304 Stainless Steel, 1/4" thickness
- Electrolytic polishing to a shining and smooth finish
- 1/2" diameter, stainless steel zerk axle as standard
- Stainless Steel Ball Bearings dual raceway
- Grade 304 Stainless king bolt/nut
- Zerk fitting on the raceway
- NSF listed and ROHS Compliant
- 5/8" Kingbolt/nut

### Applications:

- Around water – boating environments, fisheries, cruise ship, etc...
- Pharmaceutical, medical/hospital and Laboratories
- Food processing (chicken/slaughter plants)
- Bakeries – the larger 'dough troughs'
- Medical waste disposal
- Some clean rooms
- Autoclaves

Fastening Patterns				
Codes	Overall Dimension		Bolt Hole Pattern	Mounting Bolt Size
17 Plate	4" x 4-1/2"		2-5/8" x 3-5/8" to 3x3"	3/8"
81 Threaded Stem	1"-8 x 7"			
Size	Overall Height	Swivel Radius(31)	Swivel Radius(TS)	
4"	5-5/8"	3-3/16"	6-1/4"	
5"	6-1/2"	4"	6-1/4"	
6"	7-1/2"	4-9/16"	6-1/4"	
8"	9-1/2"	6"	7-1/8"	



## 31/32/TS Medium Duty Stainless Steel Casters - 1250LB

Wheel Diameter	Tread Width	Wheel Type	Available Bearing Options(**)	Color (+)	Replace + with a desired wheel color			
					Replace ** with desired wheel bearing			Load Cap.
					SWIVEL	RIGID	TOTAL LOCK	
					Part #			
4"	2"				31ZZ40JZ8317YY	32ZZ40JZ8317YY	TSZZ40JZ8317YY	
		Super-Soft	05,6S,57,12		31SF40JI**17YY	32SF40JI**17YY	TSSF40JI**17YY	150
		Neo-Energizer™	05,6S,57,S4,12		31EN40JB**17YY	32EN40JB**17YY	TSEN40JB**17YY	500
		Ergo Blue Rubber	05,6S,57,12		31BR40JL**17YY	32BR40JL**17YY	TBR40JL**17YY	400
		Nomadic™	05,6S,57,12	I,X,A,Z	31NM40J+**17YY	32NM40J+**17YY	TSNM40J+**17YY	400
		Xtreme	S2		31LS40JAS217YY	32LS40JAS217YY	TLS40JAS217YY	350
		Rubber on Nylon	05,6S,57,12		31NR40JB**17YY	32NR40JB**17YY	TSNR40JB**17YY	400
		Thermo-Pro™	05,6S,57,12	A,I,X,T,Y,Z	31TP40J+**17YY	32TP40J+**17YY	TSTP40J+**17YY	300
		Polyolefin	05,6S,57,12	B,E	31PO40J+**17YY	32PO40J+**17YY	TSPO40J+**17YY	500
		Nylon	05,6S,57,12		31NY40JE**17YY	32NY40JE**17YY	TSNY40JE**17YY	800
		Ironman	05,6S,57,72,12	B,I	31NX40JB**17YY	32NX40JB**17YY	TSNX40JB**17YY	1250
		RokHard™	05,6S,57,12		31HI40JB**17YY	32HI40JB**17YY	TSHI40JB**17YY	800
		BrimStone™	05,6S,57,12	B,Q	31GN40J+**17YY	32GN40J+**17YY	TSGN40J+**17YY	800
		Epoxy	05,6S,57,12		31OV40JQ**17YY	32OV40JQ**17YY	TSOV40JQ**17YY	800
		MaxRok™	05,6S,57,72,12		31MA40JB**17YY	32MA40JB**17YY	TMA40JB**17YY	800
		Phenolic	05,6S,57,12		31PH40JB**17YY	32PH40JB**17YY	TSPH40JB**17YY	800
		Phenolic(Straight Sided)	05,6S,57,12		31PH40TB**17YY	32PH40TB**17YY	TSPH40TB**17YY	1000
		High-Temp Phenolic	05,6S,57,12		31HT40JQ**17YY	32HT40JQ**17YY	TSHT40JQ**17YY	600
		Polyon MaxRok™	05,6S,57,12	G,K	31MU40J+**17YY	32MU40J+**17YY	TSMU40J+**17YY	700
		Poly-Pro™	05,6S,57,12	D,K,M,U,W	31PP40J+**17YY	32PP40J+**17YY	TSPP40J+**17YY	500
					31PP40JM7217YY	32PP40JM7217YY	TSPP40JM7217YY	500
		Polymadic™	05,6S,57,72,12	I,M	31PM40J+**17YY	32PM40J+**17YY	TSPM40J+**17YY	600
		DuraLastomer™	6S,57,12		31SU40JL**17YY	32SU40JL**17YY	TSSU40JL**17YY	750
		Super Elastomer	72		31SX40JI7217YY	32SX40JI7217YY	TSSX40JI7217YY	1000
ErgoLastomer™	05,6S,57,S4,12		31HU40JI**17YY	32HU40JI**17YY	TSHU40JI**17YY	1000		
Ultraflex™	72		31UX40JO7217YY	32UX40JO7217YY	TSUX40JO7217YY	900		
MaxRok™	05,6S,57,12		31MV40JT**17YY	32MV40JT**17YY	TSMV40JT**17YY	800		

# 31/32/TS Medium Duty Stainless Steel Casters - 1250LB

Wheel Diameter	Tread Width	Wheel Type	Available Bearing Options(**)	Color (+)	Replace + with a desired wheel color			
					Replace ** with desired wheel bearing			
					SWIVEL	RIGID	TOTAL LOCK	Load Cap.
					Part #			
5"	2"	Yoke Only			31ZZ50JZ8317YY	32ZZ50JZ8317YY	TSZZ50JZ8317YY	
		Neo-Energizer™	05,6S,57,S4,12		31EN50JB**17YY	32EN50JB**17YY	TSEN50JB**17YY	550
		Ergo Blue Rubber	05,6S,57,12		31BR50JL**17YY	32BR50JL**17YY	TBR50JL**17YY	500
		Super-Soft	05,6S,57,12		31SF50JI**17YY	32SF50JI**17YY	TSSF50JI**17YY	150
		Nomadic™	05,6S,57,12	B,I	31NM50J+**17YY	32NM50J+**17YY	TSNM50J+**17YY	500
		Xtreme	S2		31LS50JAS217YY	32LS50JAS217YY	TSL50JAS217YY	400
		Rubber on Nylon	05,6S,57,12		31NR50JB**17YY	32NR50JB**17YY	TSNR50JB**17YY	450
		Thermo-Pro™	05,6S,57,12	A,I,X,T,Y,Z	31TP50J+**17YY	32TP50J+**17YY	TSTP50J+**17YY	350
		Polyolefin	05,6S,57,12	B,E	31PO50J+**17YY	32PO50J+**17YY	TSPO50J+**17YY	650
		Nylon	05,6S,57,12		31NY50JE**17YY	32NY50JE**17YY	TSNY50JE**17YY	900
		Ironman	05,6S,57,72,12	B,I	31NX50JB**17YY	32NX50JB**517YY	TSNX50JB**17YY	1250
		RokHard™	05,6S,57,12		31HI50JB**17YY	32HI50JB**17YY	TSHI50JB**17YY	900
		BrimStone™	05,6S,57,12	B,Q	31GN50J+**17YY	32GN50J+**17YY	TSGN50J+**17YY	1000
		Epoxy	05,6S,57,12		31OV50JQ**17YY	32OV50JQ**17YY	TSOV50JQ**17YY	1000
		MaxRok™	05,6S,57,72,12		31MA50JB**17YY	32MA50JB**17YY	TSMA50JB**17YY	1000
		Phenolic	05,6S,57,12		31PH50JB**17YY	32PH50JB**17YY	TSPH50JB**17YY	1000
		Phenolic Straight-side			31PH50TB**17YY	32PH50TB**17YY	TSPH50TB**17YY	1200
		High-Temp Phenolic	05,6S,57,12		31HT50JQ**17YY	32HT50JQ**17YY	TSHT50JQ**17YY	750
		Sterollizer™			31SL50JCB217YY	32SL50JCB217YY	TSSL50JCB217YY	450
		Polygon MaxRok™	05,6S,57,12	G,K	31MU50J+**17YY	32MU50J+**17YY	TSMU50J+**17YY	1000
		Polygon-C	05,6S,57,12		31PR50JL**17YY	32PR50JL**17YY	TSPR50JL**17YY	900
		Poly-Pro™	05,6S,57,12	B,C,D,K,U,M,W	31PP50J+**17YY	32PP50J+**17YY	TSPP50J+**17YY	600
					31PP50JM7217YY	32PP50JM7217YY	TSP50JM7217YY	600
					31PP50JP7217YY	32PP50JP7217YY	TSPP50JP7217YY	700
					31PP50JH7217YY	32PP50JH7217YY	TSPP50JH7217YY	
		Polymadic™	05,6S,57,72,12	I,M	31PM50J+**17YY	32PM50J+**17YY	TSPM50J+**17YY	750
		DuraLastomer™	05,6S,57,12		31SU50JL**17YY	32SU50JL**17YY	TSSU50JL**17YY	800
		Super Elastomer			31SX50JI7217YY	32SX50JI7217YY	TSSX50JI7217YY	1000
ErgoLastomer™	05,6S,57,S4,12		31HU50JI**17YY	32HU50JI**17YY	TSHU50JI**17YY	1250		
Ultraflex™	S4		31UX50JOS417YY	32UX50JOS417YY	TSUX50JOS417YY	900		

## 31/32/TS Medium Duty Stainless Steel Casters - 1250LB

Wheel Diameter	Tread Width	Wheel Type	Available Bearing Options(**)	Color (+)	Replace + with a desired wheel color			
					Replace ** with desired wheel bearing			Load Cap.
					SWIVEL	RIGID	TOTAL LOCK	
					Part #			
6"	2"	Yoke Only			31ZZ60JZ8317YY	32ZZ60JZ8317YY	TSZZ60JZ8317YY	
		Super-Soft	05,6S,57,12		31SF60JI**17YY	32SF60JI**17YY	TSSF60JI**17YY	150
		Neo-Energizer™	04,05,6S,S4		31EN60JB**17YY	32EN60JB**17YY	TSEN60JB**17YY	600
		Ergo Blue Rubber	04,05,6S		31BR60JL**17YY	32BR60JL**17YY	TBR60JL**17YY	600
		Dura-Cushion™ Wheel	04,05,6S,72	X,Z	31BC60J+**17YY	32BC60J+**17YY	TSBC60J+**17YY	650
		Nomadic™	05,6S,57,12		31NM60JB**17YY	32NM60JB**17YY	TSNM60JB**17YY	600
		Xtreme	S2		31LS60JAS217YY	32LS60JAS217YY	TLS60JAS217YY	550
		Rubber on Nylon	05,6S,57,12		31NR60JB**17YY	32NR60JB**17YY	TSNR60JB**17YY	550
		Thermo-Pro™	05,6S,57,12	A,I,X,T,Y,Z	31TP60J+**17YY	32TP60J+**17YY	TSTP60J+**17YY	500
		Polyolefin	05,6S,57,12	B,E	31PO60J+**17YY	32PO60J+**17YY	TSPO60J+**17YY	700
		Nylon	05,6S,57,12		31NY60JE**17YY	32NY60JE**17YY	TSNY60JE**17YY	1000
			72		31NY60JE7217YY	32NY60JE7217YY	TSNY60JE7217YY	1200
		Ironman	05,6S,57,72,12	B,I	31NX60JB**17YY	32NX60JB**17YY	TSNX60JB**17YY	1250
		RokHard™	05,6S,57,12		31HI60JB**17YY	32HI60JB**17YY	TSHI60JB**17YY	1000
		BrimStone™	05,6S,57,12	B,Q	31GN60J+**17YY	32GN60J+**17YY	TSGN60J+**17YY	1100
		Epoxy	05,6S,57,12		31OV60JQ**17YY	32OV60JQ**17YY	TSOV60JQ**17YY	1100
		MaxRok™	05,6S,57,72,12		31MA60JB**17YY	32MA60JB**17YY	TMA60JB**17YY	1200
		Phenolic	05,6S,57,12		31PH60JB**17YY	32PH60JB**17YY	TSPH60JB**17YY	1200
		Phenolic Straight-side			31PH60TB**17YY	32PH60TB**17YY	TSPH60TB**17YY	1250
		High-Temp Phenolic	05,6S,57,12		31HT60JQ**17YY	32HT60JQ**17YY	TSHT60JQ**17YY	900
		Poly MaxRok™	05,6S,57,12	G,K	31MU60J+**17YY	32MU60J+**17YY	TSMU60J+**17YY	1200
		Polygon-C	05,6S,57,12		31PR60JL**17YY	32PR60JL**17YY	TSPR60JL**17YY	1200
		Poly-Pro™	05,6S,57,72,12	D,I,K,M,W,U	31PP60J+**17YY	32PP60J+**17YY	TSP60J+**17YY	720
					31PP60JM7217YY	32PP60JM7217YY	TSP60JM7217YY	720
					31PP60JP7217YY	32PP60JP7217YY	TSP60JP7217YY	800
					31PP60JH7217YY	32PP60JH7217YY	TSP60JH7217YY	
		Polymadic™	05,6S,57,72,12	I,M	31PM60J+**17YY	32PM60J+**17YY	TSPM60J+**17YY	900
		DuraLastomer™	05,6S,57,12		31SU60JL**17YY	32SU60JL**17YY	TSSU60JL**17YY	900
Super Elastomer	72		31SX60JI7217YY	32SX60JI7217YY	TSSX60JI7217YY	1100		
ErgoLastomer™	05,6S,57,S4,12		31HU60JI**17YY	32HU60JI**17YY	TSHU60JI**17YY	1250		
Ultraflex™	S4		31UX60JOS417YY	32UX60JOS417YY	TSUX60JOS417YY	1000		

# 31/32/TS Medium Duty Stainless Steel Casters - 1250LB

Wheel Diameter	Tread Width	Wheel Type	Available Bearing Options(**)	Color (+)	Replace + with a desired wheel color			
					Replace ** with desired wheel bearing			
					SWIVEL	RIGID	TOTAL LOCK	Load Cap.
					Part #			
8"	2"	Yoke Only			31ZZ80JZ8317YY	32ZZ80JZ8317YY	TSZZ80JZ8317YY	
		Super-Soft	05,6S,57,12		31SF80JI**17YY	32SF80JI**17YY	TSSF80JI**17YY	175
		Neo-Energizer™	05,6S,57,S4,12		31EN80JB**17YY	32EN80JB**17YY	TSEN80JB**17YY	600
		Ergo Blue Rubber	05,6S,57,72,12		31BR80JL**17YY	32BR80JL**17YY	TBR80JL**17YY	700
		Dura-Cushion™ Wheel	05,6S,57,72,12		31BC80J+**17YY	32BC80J+**17YY	TBC80J+**17YY	700
		Nomadic™	05,6S,57,12	B,I	31NM80J+**17YY	32NM80J+**17YY	TNM80J+**17YY	700
		Xtreme	S2		31LS80JAS217YY	32LS80JAS217YY	TLS80JAS217YY	650
		Rubber on Nylon	05,6S,57,12		31NR80JB**17YY	32NR80JB**17YY	TNR80JB**17YY	600
		Thermo-Pro™	05,6S,57,12	A,I,X,T,Y,Z	31TP80J+**17YY	32TP80J+**17YY	TTP80J+**17YY	600
		Polyolefin	05,6S,57,12	B,E	31PO80J+**17YY	32PO80J+**17YY	TPO80J+**17YY	900
		Nylon	05,6S,57,12		31NY80JE**17YY	32NY80JE**17YY	TNY80JE**17YY	1100
			72		31NY80JE7217YY	32NY80JE7217YY	TNY80JE7217YY	1250
		Ironman	05,6S,57,72,12	B,I	31NX80JB**17YY	32NX80JB**17YY	TNX80JB**17YY	1250
		RokHard™	05,6S,57,12		31HI80JB**17YY	32HI80JB**17YY	THI80JB**17YY	1100
		BrimStone™	05,6S,57,12	B,Q	31GN80J+**17YY	32GN80J+**17YY	TGN80J+**17YY	1200
		Epoxy	05,6S,57,12		31OV80JQ**17YY	32OV80JQ**17YY	TOV80JQ**17YY	1200
		MaxRok™	05,6S,57,72,12		31MA80JB**17YY	32MA80JB**17YY	TMA80JB**17YY	1250
		Phenolic	05,6S,57,12		31PH80JB**17YY	32PH80JB**17YY	TSPH80JB**17YY	1250
		High-Temp Phenolic	05,6S,57,12		31HT80JQ**17YY	32HT80JQ**17YY	THT80JQ**17YY	1100
		Poly MaxRok™	05,6S,57,12	G,K	31MU80J+**17YY	32MU80J+**17YY	TSMU80J+**17YY	1250
		Poly-Pro™	05,6S,57,72,12	C,D,I,K,M,U,W	31PP80J+**17YY	32PP80J+**17YY	TSP80J+**17YY	800
					31PP80JM7217YY	32PP80JM7217YY	TSP80JM7217YY	800
			72		31PP80JP7217YY	32PP80JP7217YY	TSP80JP7217YY	1000
			72		31PP80JH7217YY	32PP80JH7217YY	TSP80JH7217YY	1000
		Polymadic™	05,6S,57,72,12	I,M	31PM80J+**17YY	32PM80J+**17YY	TSPM80J+**17YY	1000
		DuraLastomer™	05,6S,57,12		31SU80JL**17YY	32SU80JL**17YY	TSSU80JL**17YY	1000
Super Elastomer	72		31SX80JI7217YY	32SX80JI7217YY	TSSX80JI7217YY	1200		
ErgoLastomer™	05,6S,57,S4,12		31HU80JI**17YY	32HU80JI**17YY	TSHU80JI**17YY	1250		
Ultraflex™	S4		31UX80JOS417YY	32UX80JOS417YY	TSUX80JOS417YY	1200		


# S5/S6 Medium Duty Kingpinless SS Casters - 1250LB



- Legs formed from 1/4" thick 304 SS and double welded to the outer raceway for maximum strength
- 2-3/8" diameter raceway with 3/8" stainless ball bearings
- Electrolytic polishing to a shining and smooth finish
- 1/2" diameter, stainless steel zerk axle as standard
- Precisely machined from 304 Stainless steel
- NSF listed and ROHS Compliant
- Zerk fitting on the raceway
- 1/4" thick 304 SS top plate
- 100% washable

**Applications:**

- Around water – boating environments, fisheries, cruise ship, etc.
- Pharmaceutical, medical/hospital and Laboratories
- Food processing (chicken / slaughter plants)
- Bakeries – the larger 'dough troughs'
- Medical waste disposal
- Some clean rooms
- Autoclaves



#5L series High-temp seal integrated in to raceway

Fastening Pattern			
Plate Code	Overall Dimensions	Bolt Hole Pattern	Mounting Bolt Size
17	4" x 4-1/2"	2-5/8" x 3-5/8" to 3" x 3"	3/8"

Size	Overall Height	Swivel Radius
4"	5-5/8"	3-1/8"
5"	6-1/2"	3-7/8"
6"	7-1/2"	4-1/2"
8"	9-1/2"	5-15/16"

# S5/S6 Medium Duty Kingpinless SS Casters - 1250LB

Wheel Diameter	Tread Width	Wheel Type	Available Bearing Options (##)	Color (+)	Replace + with a desired wheel color		
					Replace ## with desired wheel bearing		Load Cap.
					SWIVEL	RIGID	
					Part #		
4"	2"				S5ZZ40JZ8317YY	S6ZZ40JZ8317YY	
		Super-Soft	05,6S,57,12		S5SF40JI##17YY	S6SF40JI##17YY	150
		Neo-Energizer™	05,6S,57,S4,12		S5EN40JB##17YY	S6EN40JB##17YY	500
		Ergo Blue Rubber	05,6S,57,12		S5BR40JL##17YY	S6BR40JL##17YY	400
		Nomadic™	05,6S,57,12	I,X,A,Z	S5NM40J+##17YY	S6NM40J+##17YY	400
		Xtreme	S2		S5LS40JAS217YY	S6LS40JAS217YY	350
		Rubber on Nylon	05,6S,57,12		S5NR40JB##17YY	S6NR40JB##17YY	400
		Thermo-Pro™	05,6S,57,12	A,I,X,T,Y,Z	S5TP40J+##17YY	S6TP40J+##17YY	300
		Polyolefin	05,6S,57,12	B,E	S5PO40J+##17YY	S6PO40J+##17YY	500
		Nylon	05,6S,57,12		S5NY40JE##17YY	S6NY40JE##17YY	800
		Ironman	05,6S,57,72,12	B,I	S5NX40JB##17YY	S6NX40JB##17YY	1250
		RokHard™	05,6S,57,12		S5HI40JB##17YY	S6HI40JB##17YY	800
		BrimStone™	05,6S	B,Q	S5GN40J+##17YY	S6GN40J+##17YY	800
		Epoxy	05,6S		S5OV40JQ##17YY	S6OV40JQ##17YY	800
		MaxRok™	05,6S,57,72,12		S5MA40JB##17YY	S6MA40JB##17YY	800
		Phenolic	05,6S,57,12		S5PH40JB##17YY	S6PH40JB##17YY	800
		Phenolic Straight-Side	05,6S,57,12		S5PH40TB##17YY	S6PH40TB##17YY	1000
		High-Temp Phenolic	05,6S		S5HT40JQ##17YY	S6HT40JQ##17YY	600
		Polyon MaxRok™	05,6S,57,12	G,K	S5MU40J+##17YY	S6MU40J+##17YY	700
		Poly-Pro™	05,6S,57,12	D,K,M,U,W	S5PP40J+##17YY	S6PP40J+##17YY	500
			72		S5PP40JM7217YY	S6PP40JM7217YY	500
		Polymadic™	05,6S,57,72,12	I,M	S5PM40J+##17YY	S6PM40J+##17YY	600
		DuraLastomer™	6S,57,12		S5SU40JL##17YY	S6SU40JL##17YY	750
		Super Elastomer	72		S5SX40JI7217YY	S6SX40JI7217YY	1000
		ErgoLastomer™	05,6S,57,S4,12		S5HU40JI##17YY	S6HU40JI##17YY	1000
		Ultraflex™	72		S5UX40JO7217YY	S6UX40JO7217YY	900
MaxRok™ V-Groove	05,6S,57,12		S5MV40JT##17YY	S6MV40JT##17YY	800		

# S5/S6 Medium Duty Kingpinless SS Casters - 1250LB

Wheel Diameter	Tread Width	Wheel Type	Available Bearing Options (##)	Color (+)	Replace + with a desired wheel color		
					Replace ## with desired wheel bearing		Load Cap.
					SWIVEL	RIGID	
					Part #		
5"	2"	Yoke Only			S5ZZ50JZ8317YY	S6ZZ50JZ8317YY	
		Neo-Energizer™	05,6S,57,S4,12		S5EN50JB##17YY	S6EN50JB##17YY	550
		Ergo Blue Rubber	05,6S,57,12		S5BR50JL##17YY	S6BR50JL##17YY	500
		Super-Soft	05,6S,57,12		S5SF50JI##17YY	S6SF50JI##17YY	150
		Nomadic™	05,6S,57,12	B,I	S5NM50J+##17YY	S6NM50J+##17YY	500
		Xtreme	S2		S5LS50JAS217YY	S6LS50JAS217YY	400
		Rubber on Nylon	05,6S,57,12		S5NR50JB##17YY	S6NR50JB##17YY	450
		Thermo-Pro™	05,6S,57,12	A,I,X,T,Y,Z	S5TP50J+##17YY	S6TP50J+##17YY	350
		Polyolefin	05,6S,57,12	B,E	S5PO50J+##17YY	S6PO50J+##17YY	650
		Nylon	05,6S,57,12		S5NY50JE##17YY	S6NY50JE##17YY	900
		Ironman	05,6S,57,72,12	B,I	S5NX50JB##17YY	S6NX50JB##17YY	1250
		RokHard™	05,6S,57,12		S5HI50JB##17YY	S6HI50JB##17YY	900
		BrimStone™	05,6S	B,Q	S5GN50J+##17YY	S6GN50J+##17YY	1000
		Epoxy	05,6S		S5OV50JQ##17YY	S6OV50JQ##17YY	1000
		MaxRok™	05,6S,57,72,12		S5MA50JB##17YY	S6MA50JB##17YY	1000
		Phenolic	05,6S,57,12		S5PH50JB##17YY	S6PH50JB##17YY	1000
		Phenolic Straight-Side			S5PH50TB##17YY	S6PH50TB##17YY	1200
		Hi-Temp Phenolic	05,6S		S5HT50JQ##17YY	S6HT50JQ##17YY	750
		Sterollizer™	Bronze		S5SL50JCB217YY	S6SL50JCB217YY	450
		Polygon MaxRok™	05,6S,57,12	G,K	S5MU50J+##17YY	S6MU50J+##17YY	1000
		Polygon-C	05,6S,57,12		S5PR50JL##17YY	S6PR50JL##17YY	900
		Poly-Pro™	05,6S,57,12	B,C,D,K,U,M,W	S5PP50J+##17YY	S6PP50J+##17YY	600
			72		S5PP50JM7217YY	S6PP50JM7217YY	600
			72		S5PP50JP7217YY	S6PP50JP7217YY	700
			72		S5PP50JH7217YY	S6PP50JH7217YY	
		Polymadic™	05,6S,57,72,12	I,M	S5PM50J+##17YY	S6PM50J+##17YY	750
		DuraLastomer™	05,6S,57,12		S5SU50JL##17YY	S6SU50JL##17YY	800
Super Elastomer	72		S5SX50JI7217YY	S6SX50JI7217YY	1000		
ErgoLastomer™	05,6S,57,S4,12		S5HU50JI##17YY	S6HU50JI##17YY	1250		
Ultraflex™	S4		S5UX50JOS417YY	S6UX50JOS417YY	900		

# S5/S6 Medium Duty Kingpinless SS Casters - 1250LB

Wheel Diameter	Tread Width	Wheel Type	Available Bearing Options (##)	Color (+)	Replace + with a desired wheel color		
					Replace ## with desired wheel bearing		Load Cap.
					SWIVEL	RIGID	
					Part #		
6"	2"	Yoke Only			S5ZZ60JZ8317YY	S6ZZ60JZ8317YY	
		Super-Soft	05,6S,57,12		S5SF60JI##17YY	S6SF60JI##17YY	150
		Neo-Energizer™	04,05,6S,S4		S5EN60JB##17YY	S6EN60JB##17YY	600
		Ergo Blue Rubber	04,05,6S		S5BR60JL##17YY	S6BR60JL##17YY	600
		Dura-Cushion™ Wheel	04,05,6S,72	X,Z	S5BC60J+##17YY	S6BC60J+##17YY	650
		Nomadic™	05,6S,57,12		S5NM60JB##17YY	S6NM60JB##17YY	600
		Xtreme	S2		S5LS60JAS217YY	S6LS60JAS217YY	550
		Rubber on Nylon	05,6S,57,12		S5NR60JB##17YY	S6NR60JB##17YY	550
		Thermo-Pro™	05,6S,57,12	A,I,X,T,Y,Z	S5TP60J+##17YY	S6TP60J+##17YY	500
		Polyolefin	05,6S,57,12	B,E	S5PO60J+##17YY	S6PO60J+##17YY	700
		Nylon	05,6S,57,12		S5NY60JE##17YY	S6NY60JE##17YY	1000
			72		S5NY60JE7217YY	S6NY60JE7217YY	1200
		Ironman	05,6S,57,72,12	B,I	S5NX60JB##17YY	S6NX60JB##17YY	1250
		RokHard™	05,6S,57		S5HI60JB##17YY	S6HI60JB##17YY	1000
		BrimStone™	05,6S	B,Q	S5GN60J+##17YY	S6GN60J+##17YY	1100
		Epoxy	05,6S		S5OV60JQ##17YY	S6OV60JQ##17YY	1100
		MaxRok™	05,6S,57,72,12		S5MA60JB##17YY	S6MA60JB##17YY	1200
		Phenolic	05,6S,57		S5PH60JB##17YY	S6PH60JB##17YY	1200
		Phenolic Straight-Side			S5PH60TB##17YY	S6PH60TB##17YY	1250
		High-Temp Phenolic	05,6S		S5HT60JQ##17YY	S6HT60JQ##17YY	900
		Poly MaxRok™	05,6S,57,12	G,K	S5MU60J+##17YY	S6MU60J+##17YY	1200
		Polyon-C	05,6S,57,12		S5PR60JL##17YY	S6PR60JL##17YY	1200
		Poly-Pro™	05,6S,57,72,12	D,I,K,M,W,U	S5PP60J+##17YY	S6PP60J+##17YY	720
			72		S5PP60JM7217YY	S6PP60JM7217YY	720
			72		S5PP60JP7217YY	S6PP60JP7217YY	800
			72		S5PP60JH7217YY	S6PP60JH7217YY	
		Polymadic™	05,6S,57,72,12	I,M	S5PM60J+##17YY	S6PM60J+##17YY	900
		DuraLastomer™	05,6S,57,12		S5SU60JL##17YY	S6SU60JL##17YY	900
		Super Elastomer	72		S5SX60JI7217YY	S6SX60JI7217YY	1100
		ErgoLastomer™	05,6S,57,S4,12		S5HU60JI##17YY	S6HU60JI##17YY	1250
Ultraflex™	S4		S5UX60JOS417YY	S6UX60JOS417YY	1000		



# S5/S6 Medium Duty Kingpinless SS Casters - 1250LB

Wheel Diameter	Tread Width	Wheel Type	Available Bearing Options (##)	Color (+)	Replace + with a desired wheel color		Load Cap.
					Replace ## with desired wheel bearing		
					SWIVEL	RIGID	
					Part #		
8"	2"	Yoke Only			S5ZZ80JZ8317YY	S6ZZ80JZ8317YY	
		Super-Soft	05,6S,57,12		S5SF80JI##17YY	S6SF80JI##17YY	175
		Neo-Energizer™	05,6S,57,S4,12		S5EN80JB##17YY	S6EN80JB##17YY	600
		Ergo Blue Rubber	05,6S,57,72,12		S5BR80JL##17YY	S6BR80JL##17YY	700
		Dura-Cushion™ Wheel	05,6S,57,72,12		S5BC80J+##17YY	S6BC80J+##17YY	700
		Nomadic™	05,6S,57,12	B,I	S5NM80J+##17YY	S6NM80J+##17YY	700
		Xtreme	S2		S5LS80JAS217YY	S6LS80JAS217YY	650
		Rubber on Nylon	05,6S,57,12		S5NR80JB##17YY	S6NR80JB##17YY	600
		Thermo-Pro™	05,6S,57,12	A,I,X,T,Y,Z	S5TP80J+##17YY	S6TP80J+##17YY	600
		Polyolefin	05,6S,57,12	B,E	S5PO80J+##17YY	S6PO80J+##17YY	900
		Nylon	05,6S,57,12		S5NY80JE##17YY	S6NY80JE##17YY	1100
			72		S5NY80JE7217YY	S6NY80JE7217YY	1250
		Ironman	05,6S,57,72,12	B,I	S5NX80JB##17YY	S6NX80JB##17YY	1250
		RokHard™	05,6S,57,12		S5HI80JB##17YY	S6HI80JB##17YY	1100
		BrimStone™	05,6S	B,Q	S5GN80J+##17YY	S6GN80J+##17YY	1200
		Epoxy	05,6S		S5OV80JQ##17YY	S6OV80JQ##17YY	1200
		MaxRok™	05,6S,57,72,12		S5MA80JB##17YY	S6MA80JB##17YY	1250
		Phenolic	05,6S,57,12		S5PH80JB##17YY	S6PH80JB##17YY	1250
		High-Temp Phenolic	05,6S		S5HT80JQ##17YY	S6HT80JQ##17YY	1100
		Poly MaxRok™	05,6S,57,12	G,K	S5MU80J+##17YY	S6MU80J+##17YY	1250
		Poly-Pro™	05,6S,57,72,12	C,D,I,K,M,U,W	S5PP80J+##17YY	S6PP80J+##17YY	800
			72		S5PP80JM7217YY	S6PP80JM7217YY	800
			72		S5PP80JP7217YY	S6PP80JP7217YY	1000
			72		S5PP80JH7217YY	S6PP80JH7217YY	1000
		Polymadic™	05,6S,57,72,12	I,M	S5PM80J+##17YY	S6PM80J+##17YY	1000
		DuraLastomer™	05,6S,57,12		S5SU80JL##17YY	S6SU80JL##17YY	1000
		Super Elastomer	72		S5SX80JI7217YY	S6SX80JI7217YY	1200
		ErgoLastomer™	05,6S,57,S4,12		S5HU80JI##17YY	S6HU80JI##17YY	1250
Ultraflex™	S4		S5UX80JOS417YY	S6UX80JOS417YY	1200		

# 4S Modular Kingpinless Stainless Steel Casters - 1250LB



- Modular design offers flexibility with a variety of standard and hard to find stem options
- 2-3/8" diameter raceway with 3/8" stainless ball bearings and zerk fitting
- 3/4" hexagon mounting hole to secure the modular stem
- Electrolytic polishing to a shining and smooth finish
- 1/2" diameter, stainless steel zerk axle as standard
- Precisely machined from 304 Stainless steel
- NSF listed and ROHS Compliant

**Applications:**

- Around water – boating environments, fisheries, cruise ship, etc...
- Pharmaceutical, medical/hospital and laboratories
- Food processing (chicken / slaughter plants)
- Bakeries – the larger 'dough troughs'
- Some clean rooms
- Autoclaves

Fastening Pattern		
Stem Code	Overall Dimension	Stem Part #
ZZ	3/4" Hexagon Hole	ZZ
S1	1/2" - 13 X 4"	4SSTS1
T1	3/4" - 10 X 2.5"	4SSTT1
S7	3/4" - 10 X 4"	4SSTS7
D7	3/4" - 10 X 4.5"	4SSTD7
S3	3/4" - 10 X 6"	4SSTS3
T2	1" - 8 X 2.5"	4SSTT2
C7	1" - 8 X 4"	4SSTC7
D1	1" - 8 X 6.25"	4SSTD1

Size	Overall Height	Swivel Radius
4"	5-7/16"	3-1/4"
5"	6-5/16"	3-7/8"
6"	7-5/16"	4-9/16"
8"	9-5/16"	5-15/16"

# 4S Modular Kingpinless Stainless Steel Casters - 1250LB

Wheel Diameter	Tread Width	Wheel Type	Available Bearing Options (##)	Color (+)	Replace + with a desired wheel color	
					Replace ## with desired wheel bearing	
					SWIVEL	Load Cap.
					Part #	
4"	2"				4SZZ40JZ83**YY	
		Super-Soft	05,6S,57,12		4SSF40JI##**YY	150
		Neo-Energizer™	05,6S,57,S4,12		4SEN40JB##**YY	500
		Ergo Blue Rubber	05,6S,57,12		4SBR40JL##**YY	400
		Nomadic™	05,6S,57,12	I,X,A,Z	4SNM40J+##**YY	400
		Xtreme	S2		4SLS40JAS2**YY	350
		Rubber on Nylon	05,6S,57,12		4SNR40JB##**YY	400
		Thermo-Pro™	05,6S,57,12	A,I,X,T,Y,Z	4STP40J+##**YY	300
		Polyolefin	05,6S,57,12	B,E	4SPO40J+##**YY	500
		Nylon	05,6S,57,12		4SNY40JE##**YY	800
		Ironman	05,6S,57,72,12	B,I	4SNX40JB##**YY	1250
		RokHard™	05,6S,57,12		4SHI40JB##**YY	800
		BrimStone™	05,6S	B,Q	4SGN40J+##**YY	800
		Epoxy	05,6S		4SOV40JQ##**YY	800
		MaxRok™	05,6S,57,72,12		4SMA40JB##**YY	800
		Phenolic	05,6S,57,12		4SPH40JB##**YY	800
		Phenolic Straight-Side	05,6S,57,12		4SPH40TB##**YY	1000
		High-Temp Phenolic	05,6S		4SHT40JQ##**YY	600
		Polyon MaxRok™	05,6S,57,12	G,K	4SMU40J+##**YY	700
		Poly-Pro™	05,6S,57,12	D,K,M,U,W	4SPP40J+##**YY	500
			72		4SPP40JM72**YY	500
		Polymadic™	05,6S,57,72,12	I,M	4SPM40J+##**YY	600
		DuraLastomer™	6S,57,12		4SSU40JL##**YY	750
		Super Elastomer	72		4SSX40JI72**YY	1000
		ErgoLastomer™	05,6S,57,S4,12		4SHU40JI##**YY	1000
		Ultraflex™	72		4SUX40JO72**YY	900
MaxRok™	05,6S,57,12		4SMA40JT##**YY	800		

# 4S Modular Kingpinless Stainless Steel Casters - 1250LB

Wheel Diameter	Tread Width	Wheel Type	Available Bearing Options (##)	Color (+)	Replace + with a desired wheel color		
					Replace ## with desired wheel bearing		
					SWIVEL	Load Cap.	
					Part #		
5"	2"	Yoke Only				4SZZ50JZ83**YY	
		Neo-Energizer™	05,6S,57,S4,12			4SEN50JB##**YY	550
		Ergo Blue Rubber	05,6S,57,12			4SBR50JL##**YY	500
		Super-Soft	05,6S,57,12			4SSF50JI##**YY	150
		Nomadic™	05,6S,57,12	B,I		4SNM50J+##**YY	500
		Xtreme	S2			4SL4S0JAS2**YY	400
		Rubber on Nylon	05,6S,57,12			4SNR50JB##**YY	450
		Thermo-Pro™	05,6S,57,12	A,I,X,T,Y,Z		4STP50J+##**YY	350
		Polyolefin	05,6S,57,12	B,E		4SPO50J+##**YY	650
		Nylon	05,6S,57,12			4SNY50JE##**YY	900
		Ironman	05,6S,57,72,12	B,I		4SNX50JB##**YY	1250
		RokHard™	05,6S,57,12			4SHI50JB##**YY	900
		BrimStone™	05,6S	B,Q		4SGN50J+##**YY	1000
		Epoxy	05,6S			4SOV50JQ##**YY	1000
		MaxRok™	05,6S,57,72,12			4SMA50JB##**YY	1000
		Phenolic	05,6S,57,12			4SPH50JB##**YY	1000
		Phenolic Straight-Side				4SPH50TB##**YY	1200
		High-Temp Phenolic	05,6S			4SHT50JQ##**YY	750
		Sterollizer™	Bronze			4SSL50JCB2**YY	450
		Polygon MaxRok™	05,6S,57,12	G,K		4SMU50J+##**YY	1000
		Polygon-C	05,6S,57,12			4SPR50JL##**YY	900
		Poly-Pro™	05,6S,57,12	B,C,D,K,U,M,W		4SPP50J+##**YY	600
			72			4SPP50JM72*8YY	600
			72			4SPP50JP72**YY	700
			72			4SPP50JH72**YY	
		Polymadic™	05,6S,57,72,12	I,M		4SPM50J+##**YY	750
DuraLastomer™	05,6S,57,12			4SSU50JL##**YY	800		
Super Elastomer	72			4SSX50JI72**YY	1000		
ErgoLastomer™	05,6S,57,S4,12			4SHU50JI##**YY	1250		
Ultraflex™	S4			4SUX50JOS4**YY	900		

# 4S Modular Kingpinless Stainless Steel Casters - 1250LB

Wheel Diameter	Tread Width	Wheel Type	Available Bearing Options (##)	Color (+)	Replace + with a desired wheel color	
					Replace ## with desired wheel bearing	
					SWIVEL	Load Cap.
Part #						
6"	2"	Yoke Only			4SZZ60JZ83**YY	
		Super-Soft	05,6S,57,12		4SSF60JI##**YY	150
		Neo-Energizer™	04,05,6S,S4		4SEN60JB##**YY	600
		Ergo Blue Rubber	04,05,6S		4SBR60JL##**YY	600
		Dura-Cushion™ Wheel	04,05,6S,72	X,Z	4SBC60J+##**YY	650
		Nomadic™	05,6S,57,12		4SNM60JB##**YY	600
		Xtreme	S2		4SLS60JAS2**YY	550
		Rubber on Nylon	05,6S,57,12		4SNR60JB##**YY	550
		Thermo-Pro™	05,6S,57,12	A,I,X,T,Y,Z	4STP60J+##**YY	500
		Polyolefin	05,6S,57,12	B,E	4SPO60J+##**YY	700
		Nylon	05,6S,57,12		4SNY60JE##**YY	1000
			72		4SNY60JE72**YY	1200
		Ironman	05,6S,57,72,12	B,I	4SNX60JB##**YY	1250
		RokHard™	05,6S,57,12		4SHI60JB##**YY	1000
		BrimStone™	05,6S	B,Q	4SGN60J+##**YY	1100
		Epoxy	05,6S		4SOV60JQ##**YY	1100
		MaxRok™	05,6S,57,72,12		4SMA60JB##**YY	1200
		Phenolic	05,6S,57,12		4SPH60JB##**YY	1200
		Phenolic Straight-Side			4SPH60TB##**YY	1250
		High-Temp Phenolic	05,6S		4SHT60JQ##**YY	900
		Poly MaxRok™	05,6S,57,12	G,K	4SMU60J+##**YY	1200
		Polygon-C	05,6S,57,12		4SPR60JL##**YY	1200
		Poly-Pro™	05,6S,57,72,12	D,I,K,M,W,U	4SPP60J+##**YY	720
			72		4SPP60JM72**YY	720
			72		4SPP60JP72**YY	800
			72		4SPP60JH72**YY	
Polymadic™	05,6S,57,72,12	I,M	4SPM60J+##**YY	900		
DuraLastomer™	05,6S,57,12		4SSU60JL##**YY	900		
Super Elastomer	72		4SSX60JI72**YY	1100		
ErgoLastomer™	05,6S,57,S4,12		4SHU60JI##**YY	1250		
Ultraflex™	S4		4SUX60JOS4**YY	1000		

# 4S Modular Kingpinless Stainless Steel Casters - 1250LB

Wheel Diameter	Tread Width	Wheel Type	Available Bearing Options (##)	Color (+)	Replace + with a desired wheel color		
					Replace ## with desired wheel bearing		
					SWIVEL	Load Cap.	
					Part #		
8"	2"	Yoke Only				4SZZ80JZ83**YY	
		Super-Soft	05,6S,57,12			4SSF80JI##**YY	175
		Neo-Energizer™	05,6S,57,S4,12			4SEN80JB##**YY	600
		Ergo Blue Rubber	05,6S,57,72,12			4SBR80JL##**YY	700
		Dura-Cushion™ Wheel	05,6S,57,72,12			4SBC80J+##**YY	700
		Nomadic™	05,6S,57,12	B,I		4SNM80J+##**YY	700
		Xtreme	S2			4SLS80JAS2**YY	650
		Rubber on Nylon	05,6S,57,12			4SNR80JB##**YY	600
		Thermo-Pro™	05,6S,57,12	A,I,X,T,Y,Z		4STP80J+##**YY	600
		Polyolefin	05,6S,57,12	B,E		4SPO80J+##**YY	900
		Nylon	05,6S,57,12			4SNY80JE##**YY	1100
			72			4SNY80JE72**YY	1250
		Ironman	05,6S,57,72,12	B,I		4SNX80JB##**YY	1250
		RokHard™	05,6S,57,12			4SHI80JB##**YY	1100
		BrimStone™	05,6S	B,Q		4SGN80J+##**YY	1200
		Epoxy	05,6S			4SOV80JQ##**YY	1200
		MaxRok™	05,6S,57,72,12			4SMA80JB##**YY	1250
		Phenolic	05,6S,57,12			4SPH80JB##**YY	1250
		High-Temp Phenolic	05,6S			4SHT80JQ##**YY	1100
		Poly MaxRok™	05,6S,57,12	G,K		4SMU80J+##**YY	1250
		Poly-Pro™	05,6S,57,72,12	C,D,I,K,M,U,W		4SPP80J+##**YY	800
			72			4SPP80JM72**YY	800
			72			4SPP80JP72**YY	1000
			72			4SPP80JH72**YY	1000
		Polymadic™	05,6S,57,72,12	I,M		4SPM80J+##**YY	1000
		DuraLastomer™	05,6S,57,12			4SSU80JL##**YY	1000
		Super Elastomer	72			4SSX80JI72**YY	1200
		ErgoLastomer™	05,6S,57,S4,12			4SHU80JI##**YY	1250
Ultraflex™	S4			4SUX80JOS4**YY	1200		

## Stainless Steel Floor Locks



- Easy to operate foot activated braking option for equipment and carts
- Enhance the stationary position of carts during loading and parking
- NSF and ROHS Compliant

### Applications:

- Around water – boating environments, fisheries, cruise ship, etc...
- Pharmaceutical, medical/hospital and laboratories
- Food processing (chicken/slaughter plants)
- Bakeries – the larger 'dough troughs'
- Medical waste disposal
- Some clean rooms
- Autoclaves

Part #	Style	Correlated Caster Size	For use with Caster Series	Extended Height	Retracted Height
FL40S17	Pedal Lever	4"	31/32/TS, B1/B2/B3, S5/S6	5-7/8"	4-5/8"
FL50S17		5"		6-3/4"	5-1/2"
FL60S17		6"		7-3/4"	6-1/2"
FL80S17		8"		9-1/2"	8-1/2"

Disclaimer: Floor lock is not designed for direct support of weight

# S57/S58 SS Kingpinless Heavy Duty Caster - Challenger™



## Wheels and Accessories

<b>62052RS</b>	<b>SRBSS41</b>	<b>BRBRG78</b>	<b>DLBRG58</b>	<b>4PSL61</b>	<b>FCBS5780</b>

- Integrated 3" diameter, precisely machined single raceway and 1/2" stainless ball bearings
- Constructed with a 3/8" thick top plate from 304 SS and welded to 304 SS raceway
- 3/8" thick 304 stainless steel legs double welded both inside and outside
- Electrolytic polishing to a shining finish
- Grease fitting on raceway and axle
- NSF and ROHS Compliant
- Stainless 3/4" axle

### Applications:

- Marine environment, fisheries, etc...
- Heavy duty stainless machinery
- Chemical environment
- Autoclaves

Fastening Pattern			
Plate Code	Overall Size	Bolt Hole Pattern	Mounting Bolt size
19"	4-1/2" x 6-1/4"	2-7/16" x 4-15/16" slotted to 3-3/8" x 5-1/4"	1/2"

Wheel Diameter	Overall Height	Swivel Radius
6"	7-1/2"	5-1/2"
8"	10-1/8"	6-5/16"
10"	11-1/2"	7-1/2"



# S57/S58 SS Kingpinless Heavy Duty Caster - Challenger™

Wheel Diameter	Tread Width	Wheel Type	Load Capacity	Bearing Type	Swivel Caster Part No.	Rigid Caster Part No.	
6"	YOKE ONLY				S57ZZ60LZ8819YY	S58ZZ60LZ8819YY	
	2x1.5"	Dual-Wheel	3000	SS Prec. B	S57DW60LBS619YY	S58DW60LBS619YY	
			3000	SS Prec. B	S57DW60LGS619YY	S58DW60LGS619YY	
			3000	SS Prec. B	S57DW60CBS619YY	S58DW60CBS619YY	
		Super-Ergo™	1300	SS Prec. B	S57DU60LRS519YY	S58DU60LRS519YY	
	3"	Ergolastomer™	2500	41, S5	S57HU60LI##19YY	S58HU60LI##19YY	
		Elastomer™	2000	S5	S57SX60LIS519YY	S58SX60LIS519YY	
		Ironman™	3000	SS Prec. B	S57NX60LBS519YY	S58NX60LBS519YY	
		Ironman™ V-groove	3000	SS Prec. B	S57NV60LTS519YY	S58NV60LTS519YY	
			3000	SS Prec. B	S57NV60LTS519YY	S58NV60LTS519YY	
	8"	YOKE ONLY				S57ZZ80LZ8819YY	S58ZZ80LZ8819YY
		2x1.5"	Dual-Wheel	3000	SS Prec. B	S57DW80LBS619YY	S58DW80LBS619YY
3000				SS Prec. B	S57DW80LGS619YY	S58DW80LGS619YY	
3000				SS Prec. B	S57DW80LRS619YY	S58DW80LRS619YY	
3000				SS Prec. B	S57DW80CBS619YY	S58DW80CBS619YY	
3"		Poly-Pro™	1150	41, B8,58	S57PP80LM##19YY	S58PP80LM##19YY	
		Super™	450	SS Prec. B	S57SP80LI3S19YY	S58SP80LI3S19YY	
		Ergolastomer™	3000	41, S5, B8	S57HU80LI##19YY	S58HU80LI##19YY	
		Elastomer™	2200	SS Prec. B	S57SX80LIS519YY	S58SX80LIS519YY	
		Maxrok™	1600	41, B8, S5	S57MA80LB##19YY	S58MA80LB##19YY	
		Brimstone™	2000	SS Roller B	S57GN80LQ4119YY	S58GN80LQ4119YY	
		Ironman™	3000	SS Prec. B	S57NX80LBS519YY	S58NX80LBS519YY	
		Ironman™ V-groove	3000	SS Prec. B	S57NV80LTS519YY	S58NV80LTS519YY	
			3000	SS Prec. B	S57NV80LTS519YY	S58NV80LTS519YY	
Epoxy		1900	41, B8	S57OV80LQ##19YY	S58OV80LQ##19YY		
10"		YOKE ONLY				S57ZZ10LZ8819YY	S58ZZ10LZ8819YY
		2x1.5"	Dual-Wheel	3000	SS Prec. B	S57DW10LBS619YY	S58DW10LBS619YY
	3000			SS Prec. B	S57DW10LGS619YY	S58DW10LGS619YY	
	3000			SS Prec. B	S57DW10CBS619YY	S58DW10CBS619YY	
	3"	Poly-Pro™	1250	41, B8,58	S57PP10LM##19YY	S58PP10LM##19YY	
		Super™	500	SS Prec. B	S57SP10LI3S19YY	S58SP10LI3S19YY	
		Ergolastomer™	3000	41, S5, B8	S57HU10LI##19YY	S58HU10LI##19YY	
		Maxrok™	2000	41, S5, B8	S57MA10LB##19YY	S58MA10LB##19YY	
		Ironman™	3000	SS Prec. B	S57NX10LBS519YY	S58NX10LBS519YY	
		Ironman™ V-Groove	3000	SS Prec. B	S57NV10LTS519YY	S58NV10LTS519YY	
	Epoxy	2400	41, B8	S57OV10LQ##19YY	S58OV10LQ##19YY		

# S61/S62 SS Kingpinless Heavy Duty Caster - Challenger™



- Integrated 3" diameter, precisely machined single raceway and 1/2" stainless ball bearings
- Constructed with a 3/8" top plate from 304 SS and welded to 304 SS raceway
- 3/8" thick 304 stainless steel legs double welded both inside and outside
- Electrolytic polishing to a shining finish
- Grease fitting on raceway and axle
- NSF and ROHS Compliant
- Stainless 3/4" axle

**Applications:**

- Marine Environment, fisheries, etc...
- Heavy duty stainless machinery
- Chemical environment
- Autoclaves

Fastening Pattern			
Plate Code	Overall Size	Bolt Hole Pattern	Mounting Bolt Size
25	5-1/4" x 7-1/4"	3-3/8" x 5-1/4" slotted to 4-1/8" x 6-1/8"	1/2"

Wheel Diameter	Overall Height	Swivel Radius
6"	8"	4-3/4"
8"	10-1/2"	6-1/2"
10"	12-1/2"	8-1/32"

# S61/S62 SS Kingpinless Heavy Duty Caster - Challenger™

Wheel Diameter	Tread Width	Wheel Type	Load Capacity	Bearing Type	Swivel Caster Part No.	Rigid Caster Part No.
6"	YOKE ONLY				S61ZZ60LZ8825YY	S62ZZ60LZ8825YY
	2x1.5"	Dual-Wheel	3000	SS Prec. B	S61DW60LBS625YY	S62DW60LBS625YY
			3000	SS Prec. B	S61DW60LGS625YY	S62DW60LGS625YY
			3000	SS Prec. B	S61DW60CBS625YY	S62DW60CBS625YY
		Super-Ergo™	1300	SS Prec. B	S61DU60LRS525YY	S62DU60LRS525YY
	3"	Ergolastomer™	2500	41, S5	S61HU60LI##25YY	S62HU60LI##25YY
		Elastomer™	2000	S5	S61SX60LIS525YY	S62SX60LIS525YY
		Ironman™	3000	SS Prec. B	S61NX60LBS525YY	S62NX60LBS525YY
		Ironman™ V-Groove	3000	SS Prec. B	S61NV60LTS525YY	S62NV60LTS525YY
			3000	SS Prec. B	S61NV60LTS525YY	S62NV60LTS525YY
	8"	YOKE ONLY				S61ZZ80LZ8825YY
2X1.5"		Dual-Wheel	3000	SS Prec. B	S61DW80LBS625YY	S62DW80LBS625YY
			3000	SS Prec. B	S61DW80LGS625YY	S62DW80LGS625YY
			3000	SS Prec. B	S61DW80LRS625YY	S62DW80LRS625YY
			3000	SS Prec. B	S61DW80CBS625YY	S62DW80CBS625YY
3"		Poly-Pro™	1150	41, B8,58	S61PP80LM##25YY	S62PP80LM##25YY
		Super™	450	SS Prec. B	S61SP80LI3S25YY	S62SP80LI3S25YY
		Ergolastomer™	3000	41, S5,B8	S61HU80LI##25YY	S62HU80LI##25YY
		Elastomer™	2200	SS Prec. B	S61SX80LIS525YY	S62SX80LIS525YY
		Maxrok™	1600	41, B8, S5	S61MA80LB##25YY	S62MA80LB##25YY
		Brimstone™	2000	SS Roller B	S61GN80LQ4125YY	S62GN80LQ4125YY
		Ironman™	3000	SS Prec. B	S61NX80LBS525YY	S62NX80LBS525YY
		Ironman™ V-Groove	3000	SS Prec. B	S61NV80LTS525YY	S62NV80LTS525YY
			3000	SS Prec. B	S61NV80LTS525YY	S62NV80LTS525YY
Epoxy		1900	41, B8	S61OV80LQ##25YY	S62OV80LQ##25YY	
10"	YOKE ONLY				S61ZZ10LZ8825YY	S62ZZ10LZ8825YY
	2x1.5"	Dual-Wheel	3000	SS Prec. B	S61DW10LBS625YY	S62DW10LBS625YY
			3000	SS Prec. B	S61DW10LGS625YY	S62DW10LGS625YY
			3000	SS Prec. B	S61DW10CBS625YY	S62DW10CBS625YY
	3"	Poly-Pro™	1250	41, B8,58	S61PP10LM##25YY	S62PP10LM##25YY
		Super™	500	SS Prec. B	S61SP10LI3S25YY	S62SP10LI3S25YY
		Ergolastomer™	3000	41, S5, B8	S61HU10LI##25YY	S62HU10LI##25YY
		Maxrok™	2000	41, S5, B8	S61MA10LB##25YY	S62MA10LB##25YY
		Ironman™	3000	SS Prec. B	S61NX10LBS525YY	S62NX10LBS525YY
		Ironman™ V-Groove	3000	SS Prec. B	S61NV10LTS525YY	S62NV10LTS525YY
		Epoxy	2400	41, B8	S61OV10LQ##25YY	S62OV10LQ##25YY

## CONQUER™ - Round Tread Polyurethane on Aluminum Core

- Waffle hub design for 6" dia. And 8" dia. for the heavy loading
- Completed with Precision ball bearings, top hat and spacers
- Precision ball bearings with top hat spacers
- Temperature Range -40°F to +180°F
- Ergonomic performance
- Impact Resistance



Conquer™ 95A					
Wheel Diameter	Tread Width	Hub Length	Load Capacity	Bore I.D.	Part Number
4"	2"	2-7/16"	1300	1/2"	CQ40JL63
5"	2"	2-7/16"	1500	1/2"	CQ50JL64
6"	2"	2-7/16"	1700	1/2"	CQ60JL64
8"	2"	2-7/16"	2000	1/2"	CQ80JL64
Conquer™ 85A					
Wheel Diameter	Tread Width	Hub Length	Load Capacity	Bore I.D.	Part Number
4"	2"	2-7/16"	1300	1/2"	CQ40JM63
5"	2"	2-7/16"	1500	1/2"	CQ50JM64
6"	2"	2-7/16"	1700	1/2"	CQ60JM64
8"	2"	2-7/16"	2000	1/2"	CQ80JM64
Conquer™ 55D					
Wheel Diameter	Tread Width	Hub Length	Load Capacity	Bore I.D.	Part Number
4"	2"	2-7/16"	1300	1/2"	CQ40JG63
5"	2"	2-7/16"	1500	1/2"	CQ50JG64
6"	2"	2-7/16"	1700	1/2"	CQ60JG64
8"	2"	2-7/16"	2000	1/2"	CQ80JG64
10"	2"	2-7/16"	2000	1/2"	CQ10JM64

## D-POLYON™ - Round Tread Polyurethane on Aluminum Core


- Polyurethane tread chemically bonded to Aluminum core
- Completed with Precision Bearings, top hat and spacers
- Temperature Range -40°F to 180°F
- Durometer Shore D65(+/-5)
- Donut pattern tread
- Blue color



Wheel Diameter	Tread Width	Hub Length	Load Capacity	Bore I.D.	Part Number
6"	2"	2-7/16"	1000	1/2"	UD60JL64
8"	2"	2-7/16"	1200	1/2"	UD80JL64

## Champion™ - Ultra-Flex polyurethane on Aluminum Core


- 1-3/16" Thick ultra-flex compound polyurethane elastomer tread, chemically bonded to Aluminum core
- Low rolling resistance over debris and small obstructions
- Completed with Precision ball bearings and top hat spacer
- Great for manual or power applications
- Temperature range: -40°F to 180°F
- Durometer: Shore A 80(+/- 5)
- Color: Green and Red
- High impact strength



Wheel Diameter	Tread Width	Hub Length	Bore I.D.	Load Capacity	Tread Color	Part Number
4"	2"	2-7/16"	1/2"	1000	Red	CP40JR63
					Green	CP40JN63
5"	2"	2-7/16"	1/2"	1200	Red	CP50JR64
					Green	CP50JN64
6"	2"	2-7/16"	1/2"	1200	Red	CP60JR64
					Green	CP60JN64
8"	2"	2-7/16"	1/2"	2000	Red	CP80JR64
					Green	CP80JN64
8"	2-1/2"	3-1/2"	3/4"	2000	Green	CP80QN67

## ULTRAFLEX™ - Ergonomic Polyurethane on Aluminum Core

- Ultraflex is uniquely formulated for the best ergonomic push/pull after set and in-line operation
- Completed with precision ball bearings and top hat spacers
- Extra thick PU tread for best cushioned ride
- Temperature Range: -50°F to 180°F
- Color options: Orange and Maroon
- Durometer Shore A 80 (+/- 5)



Wheel Diameter	Tread Width	Hub Length	Load Capacity	Bore I.D.	Color	Part Number
3"	1-1/4"	1-11/16"	400	3/8"	Orange	UX30GO62
4"	1-1/4"	1-11/16"	450	3/8"	Orange	UX40GO62
5"	1-1/4"	1-11/16"	500	3/8"	Orange	UX50GO62
4"	2"	2-7/16"	900	1/2"	Orange	UX40JO63
					Maroon	UX40JM63
5"	2"	2-7/16"	900	1/2"	Orange	UX50JO64
					Maroon	UX50JM64
6"	2"	2-7/16"	1000	1/2"	Orange	UX60JO64
					Maroon	UX60JM64
8"	2"	2-7/16"	1200	1/2"	Orange	UX80JO64
					Maroon	UX80JM64
8"	3"(Flat)	3-1/2"	1500	3/4"	Orange(Cast Iron Core)	UX80LO5P

# ULTRA-POLY™

- 3/4" Thick PU on heavy-duty cast-iron core for higher load capacity with longer life
- Variety of bearing options for optimum performance in different application
- Durometer Shore D 60 (+/- 5)
- Temperature range: -40° F to 180° F



EX10LG69



EX10LK71P



EX WHEELS • CAPACITY 6500

Wheel Diameter	Tread Width	Hub Length	Load Capacity	Bore I.D.	Roller Brg.	Prec. Ball Brg.	Tapered Brg.	Bronze Brg.	Part #
6"	3"	3-1/4"	3000	1-15/16"					EX60LG85
		3-1/2"		3/4"	24	65", 69	70		EX60LG**
				1"	26	67", R1	71	B8	
8"	3"	3-1/4"	3500	1-15/16"					EX80LG85
		3-1/2"		3/4"	24	65", 69	70		EX80LG**
				1"	26	67", R1	71	B8	
8"	4"	4-1/4"	4000	2-7/16"					EX80NG86
		4-9/16"		1-1/4"	31	68"	71		EX80NG**
				1-1/2"	33		74		
10"	3"	3-1/4"	4000	1-15/16"					EX10LG85
		3-1/2"		3/4"	24	65", 69	70		EX10LG**
				1"	26	67", R1	71	B8	
10"	4"	4-1/4"	5500	2-7/16"					EX10NG86
		4-9/16"		1-1/4"	31	68"	71		EX10NG**
				1-1/2"	33		74		
12"	3"	3-1/4"	5000	1-15/16"					EX12LG85
		3-1/2"		3/4"	24	65", 69	70		EX12LG**
				1"	26	67", R1	71	B8	
12"	4"	4-1/4"	6500	2-7/16"					EX12NG86
		4-9/16"		1-1/4"	31	68"	71		EX12NG**
				1-1/2"	33		74		

~ Include Top Hats

# ERGOLASTOMER™

- Super strength solid casted polyurethane elastomer mechanically locked with glass filled nylon bearing collar
- Variety of bearing options for optimal performance at different applications
- Color: Gray with black bearing collar
- Temperature range: -50° to 180° F
- Durometer: Shore 65(+/-5)



HU80LI65

HU60JI92

HU60JI64



Wheel Diameter	Tread Width	Hub Length	Load Capacity	Bore I.D.	Replace ** with desired bearing code					Part Number	
					Roller Brg.	Stainless Roller Brg.	Prec. Ball Brg.	Stainless Pre. Ball Brg.	Delrin Brg.		
4"	2"	2-3/16"	1000	1-3/16"						HU40JI84	
		2-7/16"		1/2"	92	9S	64~	6S, 76~	56, 12	HU40JI**	
				5/8"	02						
				3/4"	04, 09	05			57, 11		
5"	2"	2-3/16"	1400	1-3/16"						HU50JI84	
		2-7/16"		1/2"	92	9S	64~	6S, 76~	56, 12	HU50JI**	
				5/8"	02						
				3/4"	04, 09	05			57, 11		
6"	2"	2-3/16"	1700	1-3/16"						HU60JI84	
		2-7/16"		1/2"	92	9S	64~	6S, 76~	56, 12	HU60JI**	
				5/8"	02						
				3/4"	04, 09	05			57, 11		
6"	2-1/2"	2-3/4"	2200	3/4"			65~	77~		HU60KI**	
8"	2"	2-3/16"	2000	1-3/16"							HU80JI84
		2-7/16"		1/2"	92	9S	64~	6S, 76~	56, 12	HU80JI**	
				5/8"	02						
				3/4"	04, 09	05			57, 11		
8"	2-1/2"	2-3/4"	2300	3/4"			65~	77~		HU80KI**	
8"	3"	3-1/4"	3000	3/4"			65~	7L~		HU80L**	
10"	3"	3-1/4"	3200	3/4"			65~	7L~		HU10LI**	

90, 92 & 9S Include Spanner

~ Include top hats.

# MEGAPOLY™ - TITAN™ Polyurethane Wheel

- Megapoly™ slows down internal heat that builds up from high loads and significantly increases in its load capacity and life span
- Tread thickness: 1/2" for 2" tread width wheels, and 1" for 3" and wider tread width wheel
- Variety of bearing options for extended applications
- Extra numbers of bearings for maximum load capacity
- Temperature range: -40° F to 180°F
- Durometer Shore A 95



PX12LD7P

PX12LO5P



Wheel Diameter	Tread Width	Hub Length	Load Capacity	Bore I.D.	Replace ** with desired bearing code				Part #
					Prec. Ball Brg.~	Tapered Roller Brg.	Bronze Brg.	Roller Brg.	
6"	2"	2-7/16"	2000	1/2"	4P(6203 x 2)				PX60JO63
6"	3"	3-1/2"	4000	3/4"	5P(6205 x 4)	70			PX60LO**
				1"		71	B8		
6"	5"	5-1/2"	6500	1-5/16"	CSB207-21				PX60525CSB207-D
8"	2"	2-7/16"	2000	1/2"	63				PX80JO63
8"	3"	3-1/2"	5500	3/4"	5P(6205 x 4)	70			PX80LO**
				1"	7P(6207 x 4)	71	B8		
8"	4"	4-9/16"	6500	1-1/4"	8P(6208 x 4)	74			PX80NO**
10"	3"	3-1/2"	6000	1"	7P(6207 x 4)	7A			PX10LO**
			6000	1-1/4"		74			
10"	4"	4-9/16"	7000	1-1/4"	8P(6208 x 4)	74			PX10NO**
10"	5"	5-1/2"	8000	1-1/4"	8P(6208 x 4)	74			PX10OO**
12"	3"	3-1/2"	6500	3/4"	5P(6205 x 4)	70			PX12LO**
			6500	1"	7P(6207 x 4)	71	B8		
			6000	3/4"	69			24	
			6000	1"	71P			26	
12"	3"(Crown)	3-1/2"	6000	1	7P(6207 x 4)				PX12LD78
12"	4"	4-9/16"	8000	1-1/4"	8P(6208 x 4)	74			PX12NO**
14"	4"	4-9/16"	7500	1-1/4"		74			PX14NO74
16"	3"	3-1/2"	7000	1"	7P(6207 x 4)				PX16LO7P
16"	5"	5-1/2"	10000	1-1/4"	8P(6208 x 4)	74			PX16OO**

~ Include Top Hat



# DURALASTOMER

- Standard color: Blue. Different color is available, please consult factory.
- Solid casted polyurethane elastomer for its maximum strength.
- Smooth and crown surface and low rolling resistance
- Temperature Range: -50°F to 180° F
- Durometer: Shore D 60(+/- 5)



Wheel Diameter	Tread Width	Hub Length	Load Capacity	Bore I.D.	Replace ** with desired bearing code					Part Number
					Roller Brg.	Stainless Roller Brg.	Prec. Ball Brg.	Stainless Prec. Ball Brg.	Delrin Brg.	
3"	1-1/4"(Blue)	1-9/16"	300	1/2"						SU30GL83
				3/8"						SU30GL90
	1-1/4"(Red)			1/2"						SU30GR83
				3/8"						SU30GR90
4"	1-1/4"(Blue)	1-9/16"	400	1/2"						SU40GL83
				3/8"						SU40GL90
	1-1/4"(Red)			1/2"						SU40GR83
				3/8"						SU40GR90
4"	2"	2-3/16"	750	1-3/16"						SU40JL84
		2-7/16"		1/2"	92	9S	60,63	6S	56, 12	SU40JL**
				3/4"	09	05			57, 11	
5"	1-1/4"	1-9/16"	700	1/2"						SU50GL83
		3/8"							SU50GL90	
	1-1/2"	1-7/8"	700	1-3/16"						SU50HL84
5"	2"	2-3/16"	800	1-3/16"						SU50JL84
		2-7/16"		1/2"	92	9S	60,63	6S	56, 12	SU50JL**
				3/4"	09	05			57, 11	
6"	1-1/2"	1-5/8"	600	1-3/16"						SU60HL84
		1-7/8"		1/2"	92		6M		56, 12	SU60HL**
				3/4"	03				57, 11	
	2"	2-3/16"	900	1-3/16"						SU60JL84
		2-7/16"		1/2"	92	9S	60, 63"	6S, 72"	56, 12	SU60JL**
3/4"	09	05				57, 11				
8"	2"	2-3/16"	1000	1-3/16"						SU80JL84
		2-7/16"		1/2"	92	9S	60, 63"	6S, 72"	56, 12	SU80JL**
				3/4"	09	05			57, 11	

90 & 92  
Include  
Spanner

~ Include top  
hats.

# POLYON MAXROK™

- Polyurethane chemically bonded on glass filled nylon core
- Quiet operation with high impact resistance
- Temperature range: -45° F to 180° F
- Color options: Green and Red
- Durometer: Shore A 95(+/-5)

MU WHEELS • CAPACITY 1400



Wheel Diameter	Tread Width	Hub Length	Load Capacity	Bore I.D.	Color Code	Replace ** with desired bearing code						Part Number
						Roller Brg.	Stainless Roller Brg.	Annular Ball Brg.	Prec. Ball Brg.	Stainless Prec. Ball Brg.	Delrin Brg.	
4"	2"	2-3/16"	700	1-3/16"	Green=G Red=K							MU40J+84
		1/2"		92		9S	48		56, 12	MU40J+**		
		5/8"		02			60	6S				
		3/4"		04, 09		05			57, 11			
5"	2"	2-3/16"	1000	1-3/16"	Green=G Red=K							MU50J+84
		1/2"		92		9S	48		56, 12	MU50J+**		
		5/8"		02			60	6S				
		3/4"		04, 09		05			57, 11			
6"	2"	2-3/16"	1200	1-3/16"	Green=G Red=K							MU60J+84
		1/2"		92		9S	48		56, 12	MU60J+**		
		5/8"		02			60	6S				
		3/4"		04, 09		05			57, 11			
8"	2"	2-3/16"	1400	1-3/16"	Green=G Red=K							MU80J+84
		1/2"		92		9S	48		56, 12	MU80J+**		
		5/8"		02			60	6S				
		3/4"		04, 09		05			57, 11			

92 & 9S include spanner

# POLYON AL™

- Polyurethane chemically bonded on aluminum core
- Quiet in operation with attractive appearance
- Temperature range: -45°F to +180° F
- Durometer: Shore A 95(+/-5)
- Variety of Color options



Wheel Dia.	Tread Width	Hub Length	Load Cap.	Bore I.D.	Color Code(+)	Replace ** with desired bearings code						Part Number Replace + with Color Code			
						Annular Brg.	Prec. Ball Brg.	Stainless Ball Brg.	Roller Brg.	Stainless Roller Brg.	Delrin Brg.				
3"	1-1/4"	1-19/32"	380	3/8"	Blue	43						PA30GL43			
3.5"	1-1/4"	1-19/32"	400	3/8"	Blue	43						PA35GL43			
					Maroon							PA35GM43			
4"	1-1/4"	1-19/32"	420	3/8"	Blue	43						PA40GL43			
5"	1-1/4"	1-19/32"	440	3/8"	Blue	43						PA50GL43			
	1-3/8"	1-19/32"	500	1/2"	Red	43						PA50VV60			
4"	1-1/2"	1-5/8"	700	1-3/16"	B=Black N=Green R=Red		6M				56, 12	PA40H+84			
		1-7/8"		1/2"				01	57, 11						
				5/8"				03							
				3/4"											
4"	2"	2-3/16"	800	1-3/16"	N=Green R=Red M=Maroon		48	60	6S	92	9S	56, 12	PA40J+84		
		2-7/16"		1/2"								02			
				5/8"								04, 09		05	57, 11
				3/4"											
5"	1-1/2"	1-5/8"	800	1-3/16"	N=Green R=Red		6M				56, 12	PA50H+84			
		1-7/8"		1/2"				01	57, 11						
				5/8"				03							
				3/4"											
5"	2"	2-3/16"	900	1-3/16"	N=Green R=Red M=Maroon		48	60	6S	92	9S	56, 12	PA50J+84		
		2-7/16"		1/2"								02			
				5/8"								04, 09		05	57, 11
				3/4"											
6"	1-1/2"	1-5/8"	800	1-3/16"	N=Green R=Red		6M				56, 12	PA60H+84			
		1-7/8"		1/2"				01	57, 11						
				5/8"				03							
				3/4"											
6"	2"	2-3/16"	1200	1-3/16"	N=Green R=Red M=Maroon C=Black		48	60	6S	92	9S	56, 12	PA60J+84		
		2-7/16"		1/2"								02			
				5/8"								04, 09		05	57, 11
				3/4"											
8"	2"	2-3/16"	1500	1-3/16"	N=Green R=Red M=Maroon		48	60	6S	92	9S	56, 12	PA80J+84		
		2-7/16"		1/2"								02			
				5/8"								04, 09		05	57, 11
				3/4"											

92 & 9S include spanner

# ENERGY SAVER POLYON™

- Polyurethane tread specially engineered with high tencile and for low initial force to push/pull.
- Crowned polyurethane tread chemically bonded to a solid heavy-duty cast iron core
- Variety of bearing options for optimal performance at different applications
- Temperature range -40°F to +180° F
- Color: Dark blue tread on black core
- Durometer: Shore A 95 (+/-5)

SW60JU04

SW60LU85

SW80JU63



Wheel Diameter	Tread Width	Hub Length	Load Capacity	Bore I.D.	Replace ** with desired bearing code			Part Number
					Roller Brg.	Prec. Ball Brg.	Prec. Tapered Brg.	
4"	1-1/2"	1-5/8"	600	1-3/16"	01,03			SW40HU**
		1-7/8"		1/2"	92	6M		
				5/8"	01			
				3/4"	03			
4"	2"	2-3/16"	800	1-3/16"				SW40JU84
		2-7/16"		1/2"	92	60		SW40JU**
				5/8"	02			
				3/4"	04,09			
5"	1-1/2"	1-5/8"	800	1-3/16"				SW50HU84
		1-7/8"		1/2"	92	6M		SW50HU**
				5/8"	01			
				3/4"	03			
5"	2"	2-3/16"	1300	1-3/16"				SW50JU84
		2-7/16"		1/2"	92	60		SW50JU**
				5/8"	02			
				3/4"	04,09			
6"	1-1/2"	1-5/8"	850	1-3/16"				SW60HU84
		1-7/8"		1/2"	92	6M		SW60HU**
		1-7/8"		5/8"	01			
		1-7/8"		3/4"	03			
6"	2"	2-3/16"	1400	1-3/16"				SW60JU84
		2-7/16"		1/2"	92	60	73	SW60JU**
				5/8"	02			
				3/4"	04,09		70	
6"	2-1/2"	2-3/4"	1700	1-15/16"				SW60KU85
		3"		3/4"	93	89	70	SW60KU**
				1"	23			
				1-1/4"	25			
6"	2-1/2"	3-1/4"	1700	1-15/16"				SW60QU85
		3-1/2"		3/4"	93	69	70	SW60QU**
				1"	24	R1		
				1-1/4"	26			
6"	3"	3-1/4"	2200	1-15/16"				SW60LU85
		3-1/2"		3/4"	93	65, 69	70	SW60LU**
				1"	24	R1		
				1-1/4"	26			

#92 & 93 include spanner

\*Including Top Hats


Wheel Diameter	Tread Width	Hub Length	Load Capacity	Bore I.D.	Replace ** with desired bearing code			
					Roller Brg.	Prec. Ball Brg.	Prec. Tapered Brg.	Part Number
8"	2"	2-3/16"	1500	1-3/16"				SW80JU84
		2-7/16"		1/2"	92	60, 63 <sup>~</sup>	73	SW80JU**
				5/8"	02			
				3/4"	04,09		70	
8"	2-1/2"	2-3/4"	2200	1-15/16"				SW80KU85
		3"		3/4"	93	89	70	SW80KU**
				1"	23			
				1-1/4"	25			
8"	2-1/2"	3-1/4"	2200	1-15/16"				SW80QU85
				3/4"	93	69	70	SW80QU**
				1"	24	R1		
				1-1/4"	26			
8"	3"	3-1/4"	2700	1-15/16"				SW80LU85
		3-1/2"		3/4"	93	65 <sup>~</sup> , 69	70	SW80LU**
				1"	24	R1	71	
				1-1/4"	26			
10"	2-1/2"	2-3/4"	2400	1-15/16"				SW10KU85
		3"		3/4"	93	89	70	SW10KU**
				1"	23			
				1-1/4"	25			
10"	2-1/2"	3-1/4"	2400	1-15/16"				SW10QU85
		3-1/2"		3/4"	93	69		SW10QU**
				1"	24	R1		
				1-1/4"	26			
10"	3"	3-1/4"	3000	1-15/16"				SW10LU85
		3-1/2"		3/4"	93	69	70	SW10LU**
				1"	24	R1	71	
				1-1/4"	26			
12"	2-1/2"	2-3/4"	2700	1-15/16"				SW12KU85
		3"		3/4"	93	89		SW12KU**
				1"	23			
				1-1/4"	25			
12"	2-1/2"	3-1/4"	2700	1-15/16"				SW12QU85
		3-1/2"		3/4"	93	69		SW12QU**
				1"	24	R1		
				1-1/4"	26			
12"	3"	3-1/4"	4200	1-15/16"				SW12LU85
		3-1/2"		3/4"	93	69	70	SW12LU**
				1"	24	R1	71	
				1-1/4"	26			

#92 & 93 include  
spanner

<sup>~</sup>Including Top Hats

# POLY-PRO™

- Non-Marking polyurethane tread mechanically locked to Polyolefin core
- Variety of designs, colors and bearing options available
- Temperature range: -20° F to +180° F
- Durometer: Shore A 95



Wheel Diameter	Tread Width	Hub Length	Load Capacity	Bore I.D.	Available Color tread/core(+)	Replace ** with desired bearing code						Part Number Replace + with Color Code	
						Dual Ball Brg.	S.S Dual Ball Brg.	Single Pre. Ball Brg.	S.S. Single Pre. Ball Brg.	Dual Prec. Ball Brg.	Delrin Brg./ Sleeve		
2"	7/8"	15/16"	75	1/4"	T							PP20BT80	
2"	13/32"	1-1/32"	100	1/4"	Blue	P0						PP20ASP0	
2"	7/8"	1"	90	1/4"	Red							PP20DW80	
					Black							PP20DB80	
2.5"	1-1/8"	1-3/8"	100	5/16"	Red							PP25DW81	
					Black							PP25D+81	
2.5"	1-3/8"	1-5/8"	250	1-1/8"	M, W							PP25G+98	
				3/8"	M, W, I	42				55,59	PP25G+**		
3"	13/16"	1"	80	1/4"	Gray/Beige							PP30AT80	
3"	13/16"	1"	150	1/4"	Blue/Gray			P0				PP30ASP0	
3"	1"	1-1/8"	125	5/16"	T, H							PP30D+81	
3"					Gray/Gray			41				PP30DI41	
3"	1-1/4"	1-5/8"	300	1-1/8"	K, W							PP30G+98	
				3/8"		42	2S			55	PP30G+**		
				1/2"						59	PP30G+59		
3"	1-1/4"	1-5/8"	300	3/8"	A, D, I, K, S			44				PP30G+44	
3"	1-1/4"	1-5/8"	300	3/8"	Gray/Beige(flat)			47				PP30GT47	
3"	1-1/4"	1-5/8"	300	3/8"	Gray/Beige(donut)							PP30GY47	
3"	1-1/4"	1-5/8"	300	1/2"	Gray/Beige(flat)							PP30GT83	
3"	1-1/4"	1-5/8"	300	1/2"	Gray/Beige(donut)							PP30GY83	
3.5"	1-1/4"	1-5/8"	300	1-1/8"	K,W,P								PP35G+98
				3/8"		42	2S			55	PP35G+**		
				1/2"						59	PP30G+59		
3.5"	1-1/4"	1-5/8"	300	3/8"	A,D,I,K,S			44				PP30G+44	
3.5"	1-1/4"	1-5/8"	300	3/8"	Gray/Beige(flat)			47				PP35GT47	
3.5"	1-1/4"	1-5/8"	300	3/8"	Gray/Beige(donut)							PP35GY47	
3.5"	1-1/4"	1-5/8"	300	1/2"	Gray/Beige(flat)							PP30GT83	
3.5"	1-1/4"	1-5/8"	300	1/2"	Gray/Beige(donut)							PP30GY83	

Wheel Diameter	Tread Width	Hub Length	Load Capacity	Bore I.D.	Available Color tread/core(+)	Replace ** with desired bearing code						Part Number Replace + with Color Code
						Dual Ball Brg.	S.S Dual Ball Brg.	Single Pre. Ball Brg.	S.S. Single Pre. Ball Brg.	Dual Prec. Ball Brg.	Delrin Brg./ Sleeve	
4"	1"	1-1/8"	140	5/16"	T, H							PP40D+81
4"	1-1/4"	1-5/8"	350	1-1/8"	W.K,P							PP40G+98
				3/8"		42	2S			55	PP40G+55	
				1/2"						59	PP40G+59	
4"	1-1/4"	1-5/8"	350	3/8"	P				4S			PP40GP4S
4"	1-1/4"	1-5/8"	350	3/8"	A,D,I,S,C			44				PP40G+44
4"	1-1/4"	1-5/8"	350	3/8"	Gray/Beige(flat)			47				PP40GT47
					Blue/Beige(flat)							PP40GP47
4"	1-1/4"	1-5/8"	350	3/8"	Gray/Beige(donut)			47				PP40GY47
4"	1-1/4"	1-5/8"	350	3/8"	Gray/Beige(flat)							PP40GT83
4"	1-1/4"	1-5/8"	350	3/8"	Gray/Beige(donut)							PP40GY83
4"	1-1/2"	1-5/8"	350	3/8"	Black/Gray	42						PP40HA42
5"	1"	1-1/8"	140	5/16"	T, H							PP50D+81
5"	1-1/4"	1-5/8"	350	1-1/8"	I, K, P, W							PP50G+98
				3/8"		42	2S			55	PP50G+55	
				1/2"						59	PP50G+59	
5"	1-1/4"	1-5/8"	350	5/16"	P	50						PP50GP50
5"	1-1/4"	1-5/8"	350	3/8"	P				4S			PP50GP4S
5"	1-1/4"	1-5/8"	350	3/8"	A,D,I,S,C			44				PP50G+44
5"	1-1/4"	1-5/8"	350	3/8"	Gray/Beige(flat)			47				PP50GT47
					Blue/Beige(flat)							PP50GP47
5"	1-1/4"	1-5/8"	350	3/8"	Gray/Beige(donut)			47				PP50GY47
5"	1-1/4"	1-5/8"	350	3/8"	Gray/Beige(flat)							PP50GT83
5"	1-1/4"	1-5/8"	350	3/8"	Black/Black							PP50GB83
5"	1-1/4"	1-5/8"	350	3/8"	Gray/Beige(donut)							PP50GY83
6"	1-1/4"	1-5/8"	350	1-1/8"	A,I, W							PP60G+98
				3/8"		42	2S			55	PP60G+55	
				1/2"						59	PP60G+59	
6"	1-1/4"	1-5/8"	350	3/8"	A, I				44			PP60G+44
6"	1-1/4"	1-5/8"	350	3/8"	Gray/Beige(flat)				47			PP60GT47
6"	1-1/4"	1-9/16"	350	1/2"	Gray/Beige(flat)							PP60GT83


Wheel Diameter	Tread Width	Hub Length	Load Capacity	Bore I.D.	Available Color tread/core(+)	Replace ** with desired bearing code						Part Number Replace + with Color Code
						Ball Brg.	Roller Brg.	Stainless Roller Brg.	Prec. Ball Brg.	S.S Prec. Ball Brg.	Delrin Brg./ Sleeve	
3"	1-3/4"	2"	450	1/2"	Maroon/Gray				62			PP30IM62
4"	1-1/2"	1-5/8"	400	1-3/16"	K,U			01,03				PP40H+84
		1/2"				92	6M		56, 12			
		5/8"				01						
		3/4"				03			57, 11			
4"	2"	2-3/16"	500	1-3/16"	K, M, U, W							PP40J+84
		1/2"		48		92	9S	60	6S	56, 12		
		5/8"				02						
		3/4"				04, 09	05			57, 11		
4"	2"	2-7/16"	500	1/2"	Maroon/Gray				62		PP40JM62	
4"	2"	2-7/16"	500	1/2"	Blue/Gray				62	72"	PP40JP63	
5"	1-1/2"	1-5/8"	450	1-3/16"	K, S, T, U							PP50H+84
		1/2"				92	6M		56, 12			
		5/8"				01						
		3/4"				03			57, 11			
5"	2"	2-3/16"	600	1-3/16"	B,C,K,U,M,W							PP50J+84
		1/2"		48		92	9S	60, 62	6S			
		5/8"				02						
		3/4"				04, 09	05					
5"	2"	2-3/16"	750	1-3/16"	Gray-donut tread							PP50JH84
		1/2"		48		92	9S	60	6S	56, 12		
		5/8"				02						
		3/4"				04, 09	05			57, 11		
5"	2"	2-7/16"	750	1/2"	Gray-donut tread				63"	72"	PP50JH**	
5"	2"	2-7/16"	600	1/2"	Maroon/Gray				62"	72"	PP50JM**	
5"	2"	2-7/16"	750	1/2"	Purple/Cream				63"	72"	PP50JP63	
6"	1-1/2"	1-5/8"	600	1-3/16"	K, M, T, U							PP60H+84
		1/2"				92			56, 12			
		5/8"				01						
		3/4"				03			57, 11			
6"	2"	1-3/16"	720	1-3/16"	I,K,M,W,U							PP60J+84
		1/2"		48		92	9S	60	6S	56, 12		
		5/8"				02						
		3/4"				04, 09	05			57, 11		
6"	2"	2-7/16"	800	1/2"	Gray-donut tread				63"	72"	PP60JH**	
6"	2"	2-7/16"	720	1/2"	Maroon/Gray				62	72"	PP60JM**	
6"	2"	2-7/16"	800	1/2"	Purple/Cream				62	72"	PP60JP**	
6"	2"	2-7/16"	720	1/2"	Blue/black				62		PP60JU62	
8"	1-1/2"	2-1/8"	600	1-3/8"	T,I							PP80H+95
		1/2"		51, P1								
		5/8"		52, P2								
		3/4"		53, P3								
8"	2"	2-3/16"	800	1-3/16"	C,D,I,K,M,U,W							PP80J+84
		1/2"		48		92	9S	60	6S	56, 12		
		5/8"				02						
		3/4"				04, 09	05			57, 11		
8"	2"	2-7/16"	1000	1/2"	Gray-donut tread				63"	72"	PP80JH**	
8"	2"	2-7/16"	800	1/2"	Red/Black				62		PP80JK62	
8"	2"	2-7/16"	800	1/2"	Maroon/Gray				62		PP80JM62	
8"	2"	2-7/16"	1000	1/2"	Purple/Cream				62	72"	PP80JP**	
8"	2-1/2"	2-3/4"	1100	1-15/16"	Maroon/Gray						58	PP80KM85
		3/4"				93	89					
		1"				23			58	PP80KM**		
		1-1/4"				25						
8"	3"	3-1/4"	1150	1-15/16"	Maroon/Gray							PP80LM85
		3/4"				93	69					
		1"				24	R1		58	PP80LM**		
		1-1/4"				26						
10"	1-1/2"	2-1/8"	700	1-3/8"	T,I							PP10H+95
		1/2"		51, P1								
		5/8"		52, P2								
		3/4"		53, P3								
10"	2-1/2"	2-3/4"	1200	1-15/16"	Maroon/Gray							PP10KM85
		3/4"				93	89					
		1"				23			58	PP10KM**		
		1-1/4"				25						
10"	3"	3-1/4"	1250	1-15/16"	Maroon/Gray							PP10LM85
		3/4"				93	69					
		1"				24	R1		58	PP10LM**		
		1-1/4"				26						
12"	2-1/2"	2-3/4"	1400	1-15/16"	Maroon/Gray							PP12KM85
		3/4"				93	89					
		1"				23			58	PP12KM**		
		1-1/4"				25						
12"	3"	3-1/4"	1400	1-15/16"	Maroon/Gray							PP12LM85
		3/4"				93	69					
		1"				24	R1		58	PP12LM**		
		1-1/4"				26						

\*\*including Top Hats



# POLYON™

- Precision ball bearings and tapered roller bearings are available
- Polyurethane tread chemically bonded to cast iron core
- Temperature range: -40°F to +180°F
- Durometer Shore A 95 (+/-5)



Wheel Diameter	Tread Width	Hub Length	Load Capacity	Bore I.D.	Available Color tread/core(+)	Replace ** with desired bearing code			Part Number Replace + with Color Code
						Roller Bearing	Precision Ball Bearing	Delrin Bearings	
3"	1-1/4"	1-1/2"	800	1-3/16"	Red/Silver				PU30GV84
		1-3/4"		1/2"		92			PU30GV92
		1-11/16"		3/4"		S3			PU30GVS3
3-1/4"	1-1/2"	1-5/8"	500	1-3/16"	Green/Black				PU34HG84
		1-7/16"		1/2"		92	6M	56, 12	PU34HG**
				5/8"		01			
				3/4"		03		57, 11	
3-1/2"	2"	2-3/16"	600	1-3/16"	Green/Black				PU34JG84
		2-7/16"		1/2"		92	60	56, 12	PU34JG**
				5/8"		02			
				3/4"		03		57, 11	
4"	1-1/4"	1-1/2"	500	1/2"	Black				PU40GB83
4"	1-1/2"	1-5/8"	670	1-3/16"	G=Green/Black V=Red/Silver				PU40H+84
		1-7/8"		1/2"		92	6M	56, 12	PU40H+**
				5/8"		01			
				3/4"		03		57, 11	
4"	2"	2-3/16"	800	1-3/16"	G=Green/Black V=Red/Silver				PU40J+84
		2-7/16"		1/2"		92		56, 12	PU40J+**
				5/8"		02			
				3/4"		04, 09		57, 11	
4"	2"	2-7/16"	800	1/2"	Red/Silver		63		PU40JV63

Wheel Diameter	Tread Width	Hub Length	Load Capacity	Bore I.D.	Available Color tread/core(+)	Replace ** with desired bearing code			Part Number Replace + with Color Code
						Roller Bearing	Precision Ball Bearing	Delrin Bearings	
5"	1-1/4"	1-1/2"	700	1/2"	Black				PU50GB83
5"	2"	1-5/8"	1100	1-3/16"	G=Green/Black V=Red/Silver				PU50H+84
		1-7/8"		1/2"		92	6M	56, 12	PU50J+**
				5/8"		01			
				3/4"		03		57, 11	
5"	2-1/2"	2-3/4"	1400	1-15/16"	Green/Black				PU50KG85
		3"		3/4"		93	89		PU50KG**
				1"		23		58	
				1-1/4"		25			
5"	3"	3-1/4"	1600	1-15/16"	G=Green/Black V=Red/Silver				PU50L+85
		3-1/2"		3/4"		93	69		PU50L+**
				1"		24		58	
				1-1/4"		26			
6"	1-1/2"	1-5/8"	800	1-3/16"	G=Green/Black V=Red/Silver				PU60H+84
		1-7/8"		1/2"		92	6M	56, 12	PU60H+**
				5/8"		01			
				3/4"		03		57, 11	
6"	2"	2-3/16"	1200	1-3/16"	G=Green/Black V=Red/Silver				PU60J+84
		2-7/16"		1/2"		92		56, 12	PU60J+**
				5/8"		02			
				3/4"		04, 09		57, 11	
6"	2"	2-7/16"	1200	1/2"	Red/Silver		63"		PU60JV63
6"	2"	2-1/4"	1200	1-7/16"	Red/Silver				PU60JV87
				3/4"		07			PU60JV07
				1"		22			PU60JV22
6"	2-1/2"	2-3/4"	1500	1-3/16"	Red/Silver				PU60KV84
		3"		1/2"		92		56	PU60KV**
				3/4"		06		57	
6"	2-1/2"	2-3/4"	1600	1-15/16"	G=Green/Black V=Red/Silver				PU60K+85
		3"		3/4"		93	89		PU60K+**
				1"		23		58	
				1-1/4"		25			
6"	2-1/2"	3-1/4"	1600	1-15/16"	G=Green/Black V=Red/Silver				PU60Q+85
		3-1/2"		3/4"		93	69		PU60Q+**
				1"		24	R1	58	
				1-1/4"		26			
6"	3"	3-1/4"	2000	1-15/16"	G=Green/Black V=Red/Silver				PU60L+85
		3-1/2"		3/4"		93	69		PU60LG**
				1"		24	R1	58	
				1-1/4"		26			
6"	3"	3-1/2"	2000	3/4"	Green/Black		65"		PU60LG65

Wheel Diameter	Tread Width	Hub Length	Load Capacity	Bore I.D.	Available Color tread/core(+)	Replace ** with desired bearing code			Part Number Replace + with Color Code
						Roller Bearing	Precision Ball Bearing	Delrin Bearings	
8"	2"	2-3/16"	1400	1-3/16"	G=Green/Black V-Red/Silver				PU80J+84
		2-7/16"		1/2"		92	60	56, 12	PU80J+**
				5/8"		02			
				3/4"		04, 09		57, 11	
8"	2"	2-7/16"	1400	1/2"	Red/Silver		63~		PU80JV63
8"	2"	2-1/4"	1400	1-7/16"	Red/Silver				PU60JV87
				3/4"		07			PU60JV07
				1"		22			PU60JV22
8"	2-1/2"	2-3/4"	1600	1-3/16"	Red/Silver				PU80KV84
		3"		1/2"				56	PU80KV**
				3/4"		06		57	
8"	2-1/2"	3"	2000	1-15/16"	G=Green/Black V-Red/Silver				PU80K+85
				3/4"		93	89		PU80K+**
				1"		23		58	
				1-1/4"		25			
8"	2-1/2"	3-1/4"	2000	1-15/16"	G=Green/Black V-Red/Silver				PU80Q+85
		3-1/2"		3/4"		93	69		PU80Q+**
				1"		24	R1	58	
				1-1/4"		26			
8"	3"	3-1/4"	2500	1-15/16"	G=Green/Black V-Red/Silver				PU80L+85
		3-1/2"		3/4"		93	69		PU80LG**
				1"		24	R1	58	
				1-1/4"		26			
8"	3"	3-1/2"	2500	3/4"	Green/Black		65~		PU80LG65
8"	3"	3-1/2"	2500	3/4"	Red/Silver		65~		PU80LV85
10"	2-1/2"	2-3/4"	1600	1-3/16"	Red/Silver				PU10KV84
		3"		1/2"		92		56	PU10KV**
				3/4"		06		57	
10"	2-1/2"	3"	2200	1-15/16"	G=Green/Black V-Red/Silver				PU10K+85
				3/4"				89	PU10K+**
				1"		23		58	
				1-1/4"		25			
10"	2-1/2"	3-1/4"	2200	1-15/16"	G=Green/Black V-Red/Silver				PU10Q+85
		3-1/2"		3/4"				69	PU10Q+**
				1"		24	R1	58	
				1-1/4"		26			
10"	3"	3-1/4"	3000	1-15/16"	G=Green/Black V-Red/Silver				PU10L+85
		3-1/2"		3/4"				69	PU10L+**
				1"		24	R1	58	
				1-1/4"		26			
10"	3"	3-1/2"	3000	3/4"	Green/Black		65~		PU10LG65
10"	4"	4-1/4"	3200	1-15/16"	Red/Silver				PU10NV85
		4-1/2"		1"		35		PU10NV35	
12"	2-1/2"	2-3/4"	2500	1-15/16"	G=Green/Black V-Red/Silver				PU12K+85
		3"		3/4"		93	89		PU12K+**
				1"		23		58	
				1-1/4"		25			
12"	2-1/2"	3-1/4"	2500	1-15/16"	G=Green/Black V-Red/Silver				PU12Q+85
		3-1/2"		3/4"		93	69		PU12Q+**
				1"		24	R1	58	
				1-1/4"		26			
12"	3"	3-1/4"	3500	1-15/16"	G=Green/Black V-Red/Silver				PU12L+85
		3-1/2"		3/4"		93	69		PU12L+**
				1"		24	R1	58	
				1-1/4"		26			
12"	3"	3-1/2"	3500	3/4"	Green/Black		65~		PU12LG65
16"	3"	3-1/4"	4400	1-15/16"	Green/Black				PU16LG85
		3-1/2"		3/4"		92	69		PU1+A18:J1326LG**
				1"		24	R1	58	
				1-1/4"		26			

#92 & 93 Including  
Spanner

~Including Top hats

## Welded Disc Polyurethane Wheels - Nickel Plated or Stainless Steel

- Attractive appearance while supporting greater load capacity and floor protection
- Polyurethane tire molded to fit permanently between two discs.
- Ball Bearings with precisely machined bearings raceway
- Temperature Range: -40°F to +180°F
- Standard color Blue tread
- Tread Hardness 95(+/-5)



Wheel Diameter	Wheel Width	Hub Length	Load Capacity	Bore I.D.	Part #
3-1/2"	1-1/4"	1-5/8"	250	3/8"	UN35GLA3
4"			270		UN40GLA3
5"			300		UN50GLA3
Welded Disc Polyurethane Wheels - Stainless Disc. Hub					
Wheel Diameter	Wheel Width	Hub Length	Load Capacity	Bore I.D.	Part #
4"	1-1/4"	1-5/8"	270	3/8"	US40GLA3
5"			300		US50GLA3

## ELITE WHEEL

- Solid Polyolefin core, mechanically and fully covered with Polyurethane
- Wheels with dual ball bearings
- Quiet with higher load rating
- Durometer Shore D 65



Wheel Diameter	Tread Width	Hub Length	Load Capacity	Bore I.D.	Part Number
3"	1-1/4"	1-9/16"	450	3/8"	ET30GL42
4	1-1/4	1-9/16	475	3/8"	ET40GL42
5	1-1/4	1-9/16	475	3/8"	ET50GL42

## Crystal Polyurethane

- Unique appearance with excellent shock absorption
- Wheels with dual precision bearings
- Hardness Shore A 80 - 85



Wheel Diameter	Tread Width	Hub Length	Load Capacity	Bore I.D.	Fit on Caster Series	Part Number Replace + with Color Code
2"	13/16"	13/16"	80	5/16"	FH	CL0502288CG
3"	7/8"	1-11/64"	120	5/16"	8A,09, FH	CL0762488CG
4"	7/8"	1-31/32"	140	5/16"	8A,09	CL1002488CG

## Ergo-Elastomer™

- Non-Marking and high-performance polyurethane tread mechanically casted to polyolefin core
- Dual precision bearings enhance its performance.
- Durometer Shore A 80 - 85
- Bright Orange tread
- NSF Listed



Wheel Diameter	Tread Width	Hub Length	Load Capacity	Bore I.D.	Part Number Replace + with Color Code
3"	1-1/4"	1-5/8"	300	3/8"	EU30GOD0
4"	1-1/4"	1-5/8"	350	3/8"	EU40GOD0
5"	1-1/4"	1-5/8"	375	3/8"	EU50GOD0

# POLYMADIC™

- High performance UV resistant polyurethane mechanically locked to polyolefin core
- 1-1/4" wide wheels are maroon tread on gray core, w/dual row annular ball bearings
- Temperature range -20° F to +180° F
- Durometer: Shore D 60 (+/- 5)

PM80JM92



PM WHEELS • CAPACITY 1000

Wheel Diameter	Tread Width	Hub Length	Load Capacity	Bore I.D.	Available Color	Replace ** with desired bearing code						Part Number Replace + with Color Code	
						Dual Row Annular BB	Roller Bearings	S.S. Roller Bearings	Precision Bearings	S.S. Precision Bearings	Delrin Bearings		
3"	1-13/16"	2"	350	1/2"	Maroon/Gray				62			PM30IM62	
	1-1/4"	1-9/16"	300	3/8"		43						PM30GM43	
						1/2"					5A	PM30GM5A	
3-1/2"	1-1/4"	1-9/16"	270	3/8"	Maroon/Gray	43						PM35GM43	
				1/2"						5A	PM35GM5A		
4"	1-1/4"	1-9/16"	350	3/8"	Maroon/Gray	43						PM40GM43	
				1/2"						5A	PM40GM5A		
5"	1-1/4"	1-9/16"	350	3/8"	Maroon/Gray	43						PM50GM43	
				1/2"						5A	PM50GM5A		
4"	2"	2-3/16"	600	1-3/16"	I=Gray/Gray M=Maroon/Gray							PM40J+84	
		2-7/16"		1/2"		48	92	9S	60, 62	6S	56, 12	PM40J+**	
				5/8"			02						
				3/4"			04, 09	05			57, 11		
5"	2"	2-3/16"	750	1-3/16"	I=Gray/Gray M=Maroon/Gray	48						PM50J+84	
		2-7/16"		1/2"			92	9S	60, 62	6S	56, 12	PM50J+**	
				5/8"			02						
				3/4"			04, 09	05			57, 11		
6"	2"	2-3/16"	900	1-3/16"	I=Gray/Gray M=Maroon/Gray	48						PM60J+84	
		2-7/16"		1/2"			92	9S	60, 62	6S	56, 12	PM60J+**	
				5/8"			02						
				3/4"			04, 09	05			57, 11		
8"	2"	2-3/16"	1000	1-3/16"	I=Gray/Gray M=Maroon/Gray	48						PM80J+84	
		2-7/16"		1/2"			92	9S	60, 62	6S	56, 12	PM80J+**	
				5/8"			02						
				3/4"			04, 09	05			57, 11		

# POLYON-C

- Slight crowned tread mechanically bonded to an aluminum center
- Temperature range: -40°F to +180°F
- Durometer: Shore A 95
- Quiet in operation
- Color: Blue



Wheel Diameter	Tread Width	Hub Length	Load Capacity	Bore I.D.	Available Color	Replace ** with desired bearing code						Part Number Replace + with Color Code
						Dual Row Annular BB	Roller Bearings	S.S. Roller Bearings	Precision Bearings	S.S.Precision Bearings	Delrin Bearings	
5"	2"	2-3/16"	900	1-3/16"								PR50JL84
		2-7/16"		1/2"		48	92	9S	60	6S	56, 12	PR50JL**
				5/8"			02					
				3/4"			04, 09	05				
6"	2"	2-3/16"	1200	1-3/16"								PR60JL84
		2-7/16"		1/2"		48	92	9S	60	6S	56, 12	PR60JL**
				5/8"			02					
				3/4"			04, 09	05				

NOTES

# NEO-ENERGIZER WHEEL

- Highly resistant to wax, oil, grease, cleaning compounds, weather and ozone
- Will reject debris, roll over screws, metal or glass fragments and resin pellets
- Temperature range 300° F for 20 minutes, 175° F for one hour
- Non-Marking, Excellent for all floor surfaces
- Excellent mobility and wear resistance
- Durometer Shore A 61 (+/- 2)
- Neoprene Rubber Tread




Wheel Diameter	Tread Width	Hub Length	Load Capacity	Bore I.D.	Replace ** with desired bearing code						Part Number
					Roller Bearings	Stainless Roller BRG	Sealed Ball BRG	Sealed Pre. Ball BRG	Stainless Sealed Ball BRG	Bronze BRG	
2-1/2"	1-3/8"	1-1/4"	175	1-1/8"							EN25VB98
		1-41/64"		3/8"			2P		2S		EN25VB**
3"	1-3/8"	1-1/4"	225	1-1/8"							EN30VB98
		1-41/64"		3/8"			2P		2S		EN30VG**
5"	1-3/8"	1-1/4"	275	1-1/8"							EN50VB98
		1-41/64"		3/8"			2P		2S		EN50VG**
4"	2"	2-3/16"	500	1-3/16"							EN40JB84
		2-7/16"		1/2"	92		60		6S		EN40JB**
				5/8"	02						
				3/4"	04, 09	05				B1, B7	
5"	2"	2-3/16"	550	1-3/16"							EN50JB84
		2-7/16"		1/2"	92		60		6S		EN50JB**
				5/8"	02						
				3/4"	04, 09	05				B1, B7	
6"	2"	2-3/16"	600	1-3/16"							EN60JB84
		2-7/16"		1/2"	92		60	64~	6S		EN60JB**
				5/8"	02						
				3/4"	04, 09	05				B1, B7	
8"	2"	2-3/16"	700	1-3/16"							EN80JB84
		2-7/16"		1/2"	92		60	64~	6S		EN80JB**
				5/8"	02						
				3/4"	04, 09	05				B1, B7	
8"	2-1/2"	3"	1400	3/4"				65~		EN80KB65	

~Includes top hats



## Ergo Blue Rubber Wheel

- Made of copolymer rubber with excellent elastic properties
- Superior abrasion resistance, low coefficient of friction
- Non-marking blue



Wheel Diameter	Tread Width	Hub Length	Load Capacity	Bore I.D.	Replace ** with desired bearing code			Part Number
					Precision Ball BRG	Roller Bearing	Stainless Pre. Ball BRG	
4"	1-1/4"	1-9/16"	350	3/8"		4R		BL40GL4R
5"	1-1/4"	1-9/16"	400	3/8"		4R		BL50GL4R
4	2	2-7/16	400	1/2"	63"		72	BL40JL**
5	2	2-7/16	500	1/2"	63"		72	BL50JL**
6	2	2-7/16	600	1/2"	63"		72	BL60JL**
8	2	2-7/16	700	1/2"	63"		72	BL80JL**

\*\*Includes the top hats.

## DURA-CUSHION™ WHEEL

- Combining with different options of bearings for minimum surface friction
- High Quality, balloon cushion tread molded on aluminum core
- Temperature range -40°F to 180°F
- Black and gray tread available
- Durometer Shore A 65 (+/- 5)
- Easy rolling over debris



Wheel Diameter	Tread Width	Hub Length	Load Capacity	Bore I.D.	Available Color (+)	Replace ** with desired bearing code				Part Number	
						Precision Ball BRG	Ball BRG	Roller BRG	Delrin BRG		
6"	2"	2-3/16"	650	1-3/16"	X=Gray Z=Black					BC60J+84	
		2-1/8"		1-3/8"						BC60J+95	
		2-1/4"		1/2"			51, P1				BC60J+**
				5/8"			52, P2				
				3/4"			53, P3				
		2-7/16"		1/2"			63"		92	56, 12	BC80J+**
5/8"					02						
3/4"					04, 09	57, 11					
2-3/16"	1-3/16"		700	1-3/16"	X=Gray Z=Black			BC80J+84			
	2-1/8"			1-3/8"				BC80J+95			
2-1/4"	1/2"				51, P1		BC80J+**				
	5/8"				52, P2						
	3/4"				53, P3						
	2-7/16"	1/2"		63"		92		56, 12			
		5/8"				02					
3/4"					04, 09	57, 11					

\*\*Includes top hats.

92 includes spanners.

# RUBBER ON ALUMINUM WHEEL

- Strong, attractive appearance and lightweight
- Temperature range: -40° F to +160° F
- Gray tread for 1-1/4" wide wheels
- Durometer: Shore A 80(+/- 5)



Wheel Diameter	Tread Width	Hub Length	Load Capacity	Bore I.D.	Tread Color	Replace ** with desired bearings code					Part Number
						Ball BRG	Sealed Ball BRG	Roller BRG	Stainless Roller BRG	Delrin BRG	
3.5"	1-1/4"	1-9/16"	300	3/8"	Gray	43					RA35GI43
4"	1-1/4"	1-9/16"	300	3/8"	Gray	43					RA40GI43
5"	1-1/4"	1-9/16"	325	3/8"	Gray	43					RA50GI43
4"	2"	2-3/16"	400	1-3/16"	Black						RA40JB84
		1/2"				60	92 <sup>~</sup>		56,12	RA40JB**	
		5/8"					02				
		3/4"					04, 09	05	57, 11		
5"	2"	2-3/16"	500	1-3/16"	B=Black I=Gray						RA50J+84
		1/2"				60	92		56,12	RA50J+**	
		5/8"					02				
		3/4"					04, 09	05	57, 11		
5"	2"	1-1/2"	500	1-3/8"	Black, Offset						RA50JO95
		1/2"		51		P1			RA50JO**		
		5/8"		52		P2					
		3/4"		53		P3					
6"	2"	2-3/16"	550	1-3/16"	Black						RA60JB84
		1/2"				60	92 <sup>~</sup>		56,12	RA60JB**	
		5/8"					02				
		3/4"					04, 09	05	57, 11		
6"	2"	1-1/2"	550	1-3/8"	Black, Offset						RA60JO95
		1/2"		51		P1			RA60JO**		
		5/8"		52		P2					
		3/4"		53		P3					
8"	1-1/2"	1-11/16"	500	1-3/8"	Black, Offset						RA80HB95
		1/2"		51		P1			RA80HB**		
		5/8"		52		P2					
		3/4"		53		P3					
8"	1-5/8"	1-13/16"	500	1-3/8"	Black, Centered						RA80PB95
		1/2"		51		P1			RA80PB**		
		5/8"		52		P2					
		3/4"		53		P3					
8"	2"	2-3/16"	600	1-3/16"	B=Black I=Gray						RA80J+84
		1/2"				60	92 <sup>~</sup>		56,12	RA80J+**	
		5/8"					02				
		3/4"					04, 09	05	57, 11		
10"	2"	2-1/8"	600	1-3/8"	Black						RA10JB95
		1/2"		51		P1			RA10JB**		
		5/8"		52		P2					
		3/4"		53		P3					
10"	2-1/2"	2-7/8"	800	1"	Black		651				RA10KB651
10"	4"	4-1/4"	900	1-15/16"	Black						RA10NB85
				3/4"				92 <sup>~</sup>		RA10NB92	
				1"				35		RA10NB35	
				1-1/4"				37		RA10NB37	
12"	3"	3-1/4"	1000	1-15/16"	Gray					58	RA12LI85
				3/4"			69			RA12LI**	
				1"				24	41		
				1-1/4"				26			

<sup>~</sup>92 includes the spanner.


# SURPREME RUBBER

- Variety of bearing options for optimal performance at different applications
- Supreme rubber tread with a tensile strength of 1200 to 1400 PSI
- Extreme heavy duty solid cast iron core
- Best option for power towing applications
- Temperature range: -40°F to +180° F
- Durometer: Shore A 75(+/- 5)

RH12MB71

RH10LS651

RH60JS04



Wheel Diameter	Tread Width	Hub Length	Load Capacity	Bore I.D.	Replace ** with desired bearings code				Part Number
					Sealed Ball BRG	Tapered Roller BRG	Roller BRG	Bronze BRG	
6"	2"	2-3/16"	800	1-3/16"					RH60JS84
		2-7/16"		1/2"	60		92		RH60JS**
				5/8"			02		
				3/4"			04, 09	B1, B7	
8"	2"	2-3/16"	850	1-3/16"					RH80JS84
		2-7/16"		1/2"	60, 63*		92		RH80JS**
				5/8"			02		
				3/4"			04, 09	B1, B7	
8"	3"	3-1/4"	1000	1-15/16"					RH80LS85
		3-1/2"		3/4"	65*	70	93		RH80LS**
				1"			24	78	
				1-1/4"			26		
10"	3"	3-1/4"	1300	1-15/16"					RH80LS85
		3-1/2"		3/4"	69	70	93		RH80LS**
				1"	651	71	24	78	
				1-1/4"			26		
12"	3"	3-1/2"	1400	3/4"		70			RH80LS70
		3-1/2"		1"	651	71			RH80LS**
12"	3-1/2"	4-1/2"	1500	1-1/4"	68*	71			RH12MB**

\*includes top hats.

92 & 93 includes spanner.

# MOLD-ON RUBBER

- Vulcanized rubber tread on cast iron core
- Temperature range: -40° F to +180° F
- Durometer: Shore A 80 (+/- 5)



Wheel Diameter	Tread Width	Hub Length	Load Capacity	Hub Design Type	Bore I.D.	Replace ** with desired bearings code				Part Number	
						Roller BRG	Delrin BRG	Sealed Ball BRG	Bronze BRG		
4"	1-1/2"	1-5/8"	350	C	1-3/16"					RS40HB84	
		1-7/8"			1/2"	92	56, 12			RS40HG**	
					5/8"	01		6M			
					3/4"	03	57, 11				
4"	2"	2-3/16"	400	C	1-3/16"					RS40JB84	
		2-7/16"			1/2"	92	56, 12	60		RS40JB**	
					5/8"	02					
					3/4"	04, 09	57, 11		B1, B5		
5"	1-1/2"	1-5/8"	350	C3	1-3/16"					RS50HB84	
		1-7/8"			1/2"	92	56, 12	6M		RS50HG**	
					5/8"	01					
					3/4"	03	57, 11				
5"	2"	2-3/16"	400	S3	1-3/16"					RS50JB84	
		2-7/16"			1/2"	92	56, 12	60		RS50JB**	
					5/8"	02					
					3/4"	04, 09	57, 11		B1, B5		
6"	1-1/2"	1-5/8"	350	S3	1-3/16"					RS60HB84	
		1-7/8"			1/2"	92	56, 12	6M		RS60HG**	
					5/8"	01					
					3/4"	03	57, 11				
6"	2"	2-3/16"	550	S3	1-3/16"					RS60JB84	
		2-7/16"			1/2"	92	56, 12	60		RS60JB**	
					5/8"	02					
					3/4"	04, 09	57, 11		B1, B5		
6"	2-1/2"	2-3/4"	600	C3	1-3/16"					RS60KB84	
		3"			1/2"	92				RS60KB92	
					3/4"	06				RS60KB06	
					1-15/16"					RS60KB85	
6"	2-1/2"	3"	700	S3	3/4"			89		RS60KB**	
					1"	23			B7		
					1-1/4"	25					
					1-15/16"						RS60QB85
6"	2-1/2"	3-1/4"	700	C3	3/4"			69		RS60QB**	
					1"	24	58	R1	B8		
					1-1/4"	26					RS60QB26
					1-15/16"						RS60LB85
6"	3"	3-1/4"	750	S3	3/4"			69		RS60LB**	
					1"	24	58	R1	B8		
					1-1/4"	26					
					1-15/16"						

Wheel Diameter	Tread Width	Hub Length	Load Capacity	Hub Design Type	Bore I.D.	Replace ** with desired bearings code				Part Number
						Roller BRG	Delrin BRG	Sealed Ball BRG	Bronze BRG	
8"	2"	2-3/16"	600	S4	1-3/16"					RS80JB84
		2-7/16"			1/2"	92	56, 12	60		RS80JB**
					5/8"	02				
					3/4"	04, 09	57, 11		B1, B7	
8"	2"	2-7/16"	650	S4	1-7/16"				RS80JB87	
					7/8"	21			RS80JB21	
8"	2-1/2"	2-3/4"	600	C3	1-3/16"				RS80KB84	
		3"			1/2"	92			RS80KB92	
					3/4"	06			RS80KB06	
8"	2-1/2"	2-3/4"	800	S3	1-15/16"				RS80KB85	
		3"			3/4"	93		89	RS80KB**	
					1"	23		77		
					1-1/4"	25				
8"	2-1/2"	3-1/4"	850	C3	1-15/16"				RS80QB85	
		3-1/2"			3/4"	93		69	RS80QB**	
					1"	24	58	R1		78
					1-1/4"	26				RS80QB26
8"	3"	3-1/4"	900	S3	1-15/16"				RS80LB85	
					3/4"	93		69	RS80LB**	
					1"	24	58	R1		78
					1-1/4"	26				RS80LB26
10"	2"	2-3/16"	700	S5	1-3/16"				RS10JB84	
		2-7/16"			1/2"	92	56, 12	60	RS10JB**	
					5/8"	02				
					3/4"	04, 09	57, 11			B1, B7
10"	2"	2-3/16"	750	S5	1-7/16"				RS10JB87	
					7/8"	21			RS10JB21	
10"	2-1/2"	2-3/4"	1000	S5	1-3/16"				RS10KB84	
		3"			1/2"	92			RS80KB92	
					3/4"	06			RS80KB06	
10"	2-1/2"	2-3/4"	1000	S5	1-15/16"				RS10KB85	
		3"			3/4"	93		89	RS10KB**	
					1"	23		77		
					1-1/4"	25				
10"	2-1/2"	3-1/4"	1000	S5	1-15/16"				RS10QB85	
		3-1/2"			3/4"	93		69	RS10QB**	
					1"	24	58	R1		78
					1-1/4"	26				RS10QB26
10"	3"	3-1/4"	1100	S5	1-15/16"				RS10LB85	
		3-1/2"			3/4"	93		69	RS10LB**	
					1"	24	58	R1		78
					1-1/4"	26				RS10LB26
10"	4"	4-1/4"	1200	S5	1-15/16"				RS10NB85	
		4-9/16"			3/4"	93			RS10NB93	
					1"	35			RS10NB35	
					1-1/4"	37			RS10NB37	
10"	4"	4-14"	1400	S5	2-7/16"				RS10NB86	
		4-9/16"			1"	94			RS10NB94	
					1-1/4"	31			RS10NB31	
					1-1/2"	33			RS10NB33	

Wheel Diameter	Tread Width	Hub Length	Load Capacity	Hub Design Type	Bore I.D.	Replace ** with desired bearings code				Part Number	
						Roller BRG	Delrin BRG	Sealed Ball BRG	Bronze BRG		
12"	2.5"	2-3/4"	1000	S5	1-3/16"					RS12KB84	
		3"			1/2"	92				RS12KB92	
					3/4"	06				RS12KB06	
12"	2-1/2"	2-3/4"	1200	S5	1-15/16"					RS12KB85	
		3"			3/4"	93		89		RS12KB**	
					1"	23			77		
					1-1/4"	25				RS12KB25	
12"	2-1/2"	3-1/4"	1200	S5	1-15/16"					RS12QB85	
		3-1/2"			3/4"	93		69		RS12QB**	
					1"	24	58	R1	78		
					1-1/4"	26				RS12QB26	
12"	3"	3-1/4"	1300	S5	1-15/16"					RS12LB85	
		3-1/2"			3/4"	93		69		RS12LB**	
					1"	24	58	R1	78		
					1-1/4"	26				RS12LB26	
12"	3-1/2"	4"	1400	C5	2-7/16"					RS12MB86	
						1-1/4"	31		74		RS12MB**
						1-1/2"	33				RS12MB33
12"	4"	4-1/4"	1500	C5	2-7/16"					RS12NB86	
						1-1/4"	31				RS12NB31
						1-1/2"	33				RS12NB33
12"	5"	5-1/4"	2100	C5	2-7/16"					RS12OB86	
						1-1/4"	32				RS12OB32
						1-1/2"	34				RS12OB314
14"	2-1/2"	2-3/4"	1200	S6	1-15/16"					RS14KB85	
		3"			3/4"	93		89		RS14KB**	
		3"			1"	23			77		
		3"			1-1/4"	25				RS114KB25	
14"	3"	3-1/4"	1300	S6	1-15/16"					RS14LB85	
		3-1/2"			3/4"	93		69		RS14LB**	
					1"	24	58	R1	78		
					1-1/4"	26				RS14LB26	
16"	3"	3-1/4"	1500	S6	1-15/16"					RS16LB85	
		3-1/2"			3/4"	93		69		RS16LB**	
					1"	24	58	R1	78		
					1-1/4"	26				RS16LB26	
16"	4"	4-1/4"	2000	S6	2-7/16"					RS16NB84	
						1-1/4"	31				RS16NB31
						1-1/2"	33				RS16NB33
18"	3"	3-1/4"	1550	S6	1-15/16"					RS18LB85	
		3-1/2"			3/4"	93		69		RS18LB**	
					1"	24	58	R1	78		
					1-1/4"	26				RS18LB26	

92 & 93 include  
the spanner.

## RUBBER ON NYLON

- Rubber tread vulcanized on Nylon Core
- Rust free with good impact resistance
- Temperature range: -40°F to +180°F
- Durometer Shore A 80(+/-5)



Wheel Diameter	Tread Width	Hub Length	Load Capacity	Bore I.D.	Roller BRG	Stainless Roller BRG	Sealed Ball Bearings	Delrin Bearing	Part Number
4"	2"	2-3/16"	400	1-3/16"					NR40JB84
		2-7/16"		1/2"	92		60	56, 12	NR40JB**
				5/8"	02				
				3/4"	04, 09	05		57, 11	
5"	2"	2-3/16"	400	1-3/16"					NR50JB84
		2-7/16"		1/2"	92		60	56, 12	NR50JB**
				5/8"	02				
				3/4"	04, 09	05		57, 11	
6"	2"	2-3/16"	400	1-3/16"					NR60JB84
		2-7/16"		1/2"	92		60	56, 12	NR60JB**
				5/8"	02				
				3/4"	04, 09	05		57, 11	
8"	2"	2-3/16"	400	1-3/16"					NR80JB84
		2-7/16"		1/2"	92		60	56, 12	NR80JB**
				5/8"	02				
				3/4"	04, 09	05		57, 11	

\*92 includes the spanner.

## MARVEL RUBBER

- Non-marking blue gray tread, with precision ball bearings and thread guard
- Solid rubber vulcanized firmly on plastic core
- Temperature range: -40° F to +160° F
- Durometer: Shore A 85(+/- 5)



Wheel Diameter	Tread Width	Hub Length	Load Capacity	Bore I.D.	Tread Color	Part Number
4"	1-1/4"	1-5/8"	300	3/8"	Gray	TR40GI45
5"	1-1/4"	1-5/8"	350	3/8"	Gray	TR50GI45
6"	1-1/4"	1-5/8"	400	3/8"	Gray	TR60GI45

## CUSHION RIDE™

- High quality rubber with high modular round tread
- Temperature Range: -20° F to 160°F
- Gray and Black tread available
- Durometer 75 Shore A (+/-5)
- Dual ball bearings

CR60GA42



CR60GI42



Wheel Diameter	Tread Width	Hub Length	Load Capacity	Bore I.D.	Color	Part Number
6"	1-1/4"	1-5/8"	300	3/8"	Gray	CR60GI42
6"	1-1/4"	1-5/8"	300	3/8"	Black	CR60GA42

## GRAYROK™

- High-Impact resistance and good floor protection
- Non-Marking Gray w/buffered tread surface
- Temperature range -40° F to 160°F
- Durometer: Shore D 75

RK40HI83



RK40GI82



RK30GI82



RK50GI82



Wheel Diameter	Tread Width	Hub Length	Load Capacity	Bore I.D.	Part Number
2-1/2"	15/16"	1-1/4"	275	5/16"	RK25CI81
3"	13/16"	1-1/64"	130	3/8"	RK30AI82
3"	1"	1-1/4"	130	5/16"	RK30DI81
3"	1-1/4"	1-9/16"	300	3/8"	RK30GI82
4"	1-1/4"	1-9/16"	375	3/8"	RK40GI82
4"	1-1/2"	1-15/16"	400	1/2"	RK40HI83
5"	1-1/4"	1-9/16"	375	3/8"	RK50GI82



# HARD RUBBER WHEELS

- Solid hard rubber with nylon sleeve
- Temperature range -40° F to 160°F
- Durometer: Shore D 70(+/- 5)
- Black as standard



Wheel Diameter	Tread Width	Hub Length	Load Capacity	Bore I.D.	Replace ** with desired bearings code		Part Number
					Ball Bearing	Delrin Bearing	
2"	3/4"	13/16"	100	5/16"			HR20AB81+
2"	7/8"	1"	125	1/4"			HR20BB80
2"	7/8"	1"	125	5/16"			HR20BB81
2"	7/8"	1"	125	5/16"			HR20AI81
2.5"	7/8"	1"	200	3/8"			HR25AB82
2.5"	7/8"	1"	150	5/16"			HR25BB81
2.5"	15/16"	1-1/4"	150	5/16"			HR25CB81
2.5"	1-1/4"	1-9/16"	275	3/8"			HR25GB82
2.5"	1-1/4"	1-9/16"	275	1/2"			HR25GB83
3"	7/8"	1"	125	1/4"			HR30AB80
3"	13/16"	1"	125	3/8"			HR30AB82+
3"	1"	1-1/4"	125	5/16"			HR30DB81
3"	1-1/4"	1-3/8"	300	1-1/8"			HR30GB98
		1-9/16"	300	3/8"	42	55	HR30GB**
		1-9/16"	300	1/2"		59	
3"	1-1/4"	1-9/16"	300	3/8"			HR30GB82
3"	1-1/4"	1-9/16"	300	3/8"			HR30GI82
3.5"	1-1/4"	1-9/16"	300	3/8"			HR35GB82
4"	1"	1-1/4"	140	5/16"			HR40DB81
4"	1-1/4"	1-3/8"	350	1-1/8"			HR40GB98
		3/8"		42	55	HR40GB**	
		1/2"			59		
4"	1-1/4"	1-9/16"	350	3/8"			HR40GB82
4"	1-1/2"	1-5/8"	400	1/2"			HR40HB83
5"	1"	1-1/4"	145	5/16"			HR50DB81
5"	1-1/4"	1-3/8"	350	1-1/8"			HR50GB98
		3/8"		42	55	HR50GB**	
		1/2"			59		
5"	1-1/4"	1-9/16"	350	3/8"			HR50GB82
5"	1-1/2"	1-5/8"	400	1/2"			HR50HB83
5"	1-21/32"	2"	500	1/2"			HR50PB83

+ Offset hub

# SOFT RUBBER WHEELS

- Soft rubber tread over hard rubber core with nylon sleeve
- Durometer: Rubber tread Shore A80(+/-5)
- Temperature range -40° F to 160°F
- Black as standard



Wheel Diameter	Tread Width	Hub Length	Load Capacity	Bore I.D.	Replace ** with desired bearings code			Part Number
					Ball Bearing	Roller Bearing	Delrin Bearing	
2"	7/8"	1"	125	1/4"				SR20BB80
2"	7/8"	1"	125	5/16"				SR20BB81
2-1/2"	1-3/32"	1-3/8"	150	5/16"				SR25DB81
2-1/2"	1-1/4"	1-9/16"	275	3/8"				SR25GB82
3"	13/16"	1"	125	1/4"				SR30AB80
3"	13/16"	1"	125	3/8"				SR30AB82+
3"	1"	1-1/4"	125	5/16"				SR30DB81
3"	1-1/4"	1-3/8"	300	1-1/8"				SR30GB98
		1-9/16"	300	3/8"	42		55	SR30GB**
		1-9/16"	300	1/2"			59	
3"	1-1/4"	1-9/16"	300	3/8"				SR30GB82
3"	1-1/4"	1-9/16"	300	1/2"				SR30GB83
3"	1-1/4"	1-9/16"	300	1-1/16"		0A		SR30GB0A
3-1/2"	1-1/4"	1-9/16"	300	3/8"				SR35GB82
3-1/2"	1-1/4"	1-9/16"	300	1/2"				SR35GB83
3-1/2"	1-1/4"	9-1/16"	300	3/4"	42(with decorative disc)			SR35GIDC42
4"	1"	1-1/4"	140	5/16"				SR40DB81
4"	1-1/4"	1-3/8"	350	1-1/8"				SR40GB98
		1-9/16"		3/8"	42		55	SR40GB**
		1-9/16"		1/2"			59	
4"	1-1/4"	1-9/16"	350	3/8"				SR40GB82
4"	1-1/2"	1-5/8"	400	1/2"				SR40HB83
5"	1"	1-1/4"	145	5/16"				SR50DB81
5"	1-1/4"	1-3/8"	350	1-1/8"				SR50GB98
		1-9/16"		3/8"	42		55	SR50GB**
		1-9/16"		1/2"			59	
5"	1-1/4"	1-1/4"	350	3/8"	42(with decorative disc)			SR50GIDC42
5"	1-1/4"	1-9/16"	350	3/8"				SR50GB82
5"	1-1/2"	1-5/8"	400	5/8"				SR50HB8
5"	1-1/2"	1-5/8"	400	1/2"				SR50HB83
5"	2"	2-7/16"	500	1/2"				SR50JB64

# ELEMENT™ WHEEL


- Temperature range -45°F to 180°F intermittent service (120°F continuous)
- Quiet rolling, floor protection, impact resistance and cushion ride
- Round gray tread, high performance wheel
- All wheels equipped with ball bearings
- Hardness 65(+/- 5) Shore A
- Resistance to water
- Non-marking



Wheel Diameter	Tread Width	Hub Length	Load Capacity	Bore I.D.	Part Number
3"	1-1/4"	1-9/16"	300	3/8"	EL30GI43
3-1/2"	1-1/4"	1-9/16"	300	3/8"	EL35GI43
4"	1-1/4"	1-9/16"	320	3/8"	EL40GI43
5"	1-1/4"	1-9/16"	350	3/8"	EL50GI43

# ROKHARD™

- Temperature range -45°F to +250°F (with Bronze or High Temp. Max temp. 350°F)
- Glass reinforced polypropylene
- Durometer: Shore D 65 (+/- 5)
- Excellent Chemical resistance
- Slightly crowned tread



Wheel Diameter	Tread Width	Hub Length	Load Capacity	Bore I.D.	Replace ** with desired bearings code			Part Number
					Roller BRG	Precision Ball BRG	Delrin BRG	
3"	1-1/4"	1-9/16"	300	3/8"				HI30GB82
4"	1-1/4"	1-9/16"	400	3/8"				HI40GB82
4"	2"	2-3/16"	800	1-3/16"				HI40JB84
		1/2"		92	62	56, 12	HI40JB**	
		5/8"		02				
		3/4"		04, 09		57, 11		
5"	1-1/4"	1-9/16"	450	3/8"				HI50GB82
5"	2"	2-3/16"	900	1-3/16"				HI50JB84
		1/2"		92	62	56, 12	HI50JB**	
		5/8"		02				
		3/4"		04, 09		57, 11		
6"	2"	2-3/16"	1000	1-3/16"				HI60JB84
		1/2"		92	62	56, 12	HI60JB**	
		5/8"		02				
		3/4"		04, 09		57, 11		
8"	2"	2-3/16"	1100	1-3/16"				HI80JB84
		1/2"		92	62	56, 12	HI80JB**	
		5/8"		02				
		3/4"		04, 09		57, 11		

## Xtreme™ Wheel

- Highly resistant to water, oils, greases, cleaning compounds, weather and ozone
- Dual sealed precision ball Bearings and Spanner for best performance
- Non-marking, excellent for all floor surfaces
- Provides an off-road rugged aesthetic
- Excellent mobility and wear resistance
- Solid thermo rubber on a plastic core
- Temperature range -20°F - 160°F
- Durometer Shore A 80 (+/-5)

LS60JA62



LS80JA62



Wheel Diameter	Tread Width	Hub Length	Load Capacity	Bore I.D.	Part Number
4	2	2-7/16	400	1/2"	LS40JA62
5	2	2-7/16	500	1/2"	LS50JA62
6	2	2-7/16	600	1/2"	LS60JA62
8	2	2-7/16	700	1/2"	LS80JA62

## MAXROK™

- Temperature range: -45°F to 250°F (with bronze or high-temp grease. Max temp 350°C)
- Excellent resistance to grease, oil, most chemical & cleaning solutions
- 30% Glass fiber filled to enhance the impact strength
- Durometer: Shore D 85(+/- 5)

MA10JB60



MA80JB60



MA34JB60



MA30IB08



Wheel Diameter	Tread Width	Hub Length	Load Capacity	Bore I.D.	Replace ** with desired bearing code					Part Number
					Roller BRG	Precision Ball BRG	Delrin BRG	Sealed Ball Brg	Stainless Sealed Ball BRG	
2"	51/64"	63/64" Offset	200	5/16"						MA20AO81
2"	1-3/4"	1-7/8"	300	15/16"						MA20IB5A
				1/2"	29					MA20IB29
2"	1-3/4"	1-29/32"	300	5/16"						MA20IB81
2-1/2"	1-1/4"	1-9/16"	400	3/8"						MA25GB82
2-1/2"	1-13/16"	2"	800	1-3/16"						MA25IB84
			800	3/4"						MA25IB08
2-1/2"	1-13/16"	2"	800	3/8"						MA25IB83
3"	1-1/4"	1-9/16"	400	3/8"						MA30GB82
				1/2"						MA30GB83
3"	1-13/16"	1-63/64"	1200	1-3/16"						MA30IB84
				3/4"	08					MA30IB08
3"	1-13/16"	2"	1200	1/2"						MA30IB83
3"	1-13/16"	2"	1200	1/2"		49				MA30IB49
3"	1-13/16"	2"	1200	3/8"		62				MA30IB62
3"	1-13/16"	2"	1200	1/2"		63				MA30IB63
3-1/4"	2"	2-3/16"	900	1-3/16"						MA34JB84
		2-7/16"		1/2"	92		56, 12			MA34JB**
				5/8"	02					
				3/4"	04, 09		57, 11	60	6S	
3-1/4"	2"	2-3/16"	900	1/2"					MA34JB83	
4"	2"	2-7/16"	900	1/2"		49				MA40JB49
4"	2"	2-3/16"	900	1-3/16"						MA40JB84
		2-7/16"		1/2"	92		56, 12	60	6S	MA40JB**
				5/8"	02					
				3/4"	04, 09		57, 11			
5"	2"	2-7/16"	1000	1/2"		49, 63				MA50JB**
5"	2"	2-3/16"	1000	1-3/16"						MA50JB84
		2-7/16"		1/2"	92		56, 12	60	6S	MA50JB**
				5/8"	02					
				3/4"	04, 09		57, 11			
6"	2"	2-7/16"	1200	1/2"		63				MA60JB63
6"	2"	2-3/16"	1200	1-3/16"						MA60JB84
		2-7/16"		1/2"	92		56, 12	60	6S	MA60JB**
				5/8"	02					
				3/4"	04, 09		57, 11			
8"	2"	2-7/16"	1400	1/2"		49, 63				MA80JB**
8"	2"	2-3/16"	1400	1-3/16"						MA80JB84
		2-7/16"		1/2"	92		56, 12	60	6S	MA80JB**
				5/8"	02					
				3/4"	04, 09		57, 11			
8"	3"	3-1/4"	1900	1-15/16"						MA80LB85
		3-1/2"		3/4"	93	69				MA80LB**
				1"	24	71P	58			
				1-1/4"	26					
10"	2"	2-3/16"	1200	1-3/16"						MA10JB84
		2-7/16"		1/2"	92		56, 11	60	6S	MA10JB**
				5/8"	02					
				3/4"	04, 09		57, 12			

# Roadie® Wheel

- Ultra strong, and soft Elastomer wheel. Shore A 65 to 70
- Temperature Range: -40°F to +180°F
- Resistance to chemicals, and water

RD40SUS3




Wheel Diameter	Tread Width	Hub Length	Load Capacity	Bore I.D.	Roller BRG	Part Number
4"	1-3/8	1-1/2	500	1-3/16"		RD40SU84
				3/4"	S3	RD40SUS3

*Notes*

# SUPER-SOFT™ WHEEL

- Quiet rolling, floor protection, non-marking
- Gray and black tread color available
- Temperature range -20°F to 180F
- Durometer Shore A 45(+/- 5)
- Resistance to water
- Round Gray Tread



Wheel Dia	Tread Width	Hub Length	Load Capacity	Bore I.D.	Available Color tread/core(+)	Replace ** with desired bearing code						Part Number Replace + with Color Code
						Ball Brg.	Roller Brg.	Stainless Roller Brg.	Prec. Ball Brg.	S.S Prec. Ball Brg.	Delrin Brg./ Sleeve	
3"	1-1/4"	1-9/16"	105	3/8"	Gray	43						SF30GI43
3-1/2"	1-1/4"	1-9/16"	110	3/8"	Gray	43						SF35GI43
4"	1-1/4"	1-9/16"	120	3/8"	Gray	43						SF40GI43
5"	1-1/4"	1-9/16"	125	3/8"	Gray	43						SF50GI43
4"	2"	2-3/16"	300	1-3/16"	Gray							SF40JI84
		1/2"				92		60	S6	56, 12	SF40JI**	
		5/8"				04				13		
		3/4"		04,09		05			57, 11			
5"	2"	2-3/16"	350	1-3/16"	Gray							SF50JI84
		1/2"				92		60	S6	56, 12	SF50JI**	
		5/8"				02				13		
		3/4"		04,09		05			57, 11			
6"	2"	2-3/16"	500	1-3/16"	Gray							SF60J+84
		1/2"				92		60	S6	56, 12	SF60J+**	
		5/8"				02				13		
		3/4"		04, 09		05			57, 11			
8"	2"	2-3/16"	700	1-3/16"	Gray							SF80JI84
		1/2"				92		60	S6	56, 12	SF80JI**	
		5/8"				02				13		
		3/4"		04, 09		05			57, 11			

# THERMO-PRO™ WHEEL

- Non-marking thermo rubber tread chemically bonded to polyolefin core
- Resist to cleaning chemicals, acid, alcohol water
- Variety of bearings configurations available
- Gray and black tread color available
- Temperature range -20°F to 180F
- Durometer Shore 75(+/- 5)



Wheel Dia	Tread Width	Hub Length	Load Capacity	Bore I.D.	Available Color tread/core(+)	Replace ** with desired bearing code						Part Number Replace + with Color Code	
						Ball Brg.	Roller Brg.	Stainless Roller Brg.	Prec. Ball Brg.	S.S Prec. Ball Brg.	Delrin Brg./ Sleeve		
2"	3/4"	7/8"	70	1/4"	Gray				49			TP200I49	
2"	7/8"	15/16"	75	1/4"	Gray							TP20AI80	
2"	7/8"	1"	75	1/4"	Gray/Beige							TP20BT80	
2"	7/8"	1"	75	5/16"	Gray/Beige							TP20BT81	
3"	7/8"	1"	85	1/4"	Gray/Beige							TP30BT80	
3"	1"	1-1/4"	150	5/16"	Gray/Donut				41			TP30CI41	
3"	1"	1-9/32"	150	5/16"	Gray				41			TP30DI41	
3"	1"	1-3/16"	125	5/16"	H=Gray/Black T=Gray/Beige							TP30D+81	
4"	1"	1-1/8"	140	5/16"	H=Gray/Black T=Gray/Beige							TP40D+81	
4"	1"	1-1/4"	140	5/16"	Gray				41			TP40GI41	
5"	1"	1-1/8"	145	5/16"	H=Gray/Black T=Gray/Beige							TP50D+81	
2-1/2"	1-1/4"	1-5/16"	250	1-1/8"	B=Black/Gray I=Gray/Gray	42					55	TP25G+98	
		1-9/16"		1/2"									59
		1-9/16"		3/8"								44	TP25G+44




Wheel Dia	Tread Width	Hub Length	Load Capacity	Bore I.D.	Available Color tread/core(+)	Replace ** with desired bearing code						Part Number Replace + with Color Code				
						Ball Brg.	Roller Brg.	Stainless Roller Brg.	Prec. Ball Brg.	S.S Prec. Ball Brg.	Delrin Brg./ Sleeve					
3"	1-1/4"	1-9/16"	250	3/8"	Gray							TP30GI82				
3"	1-1/4"	1-9/16"	250	1/2"	T=Gray/Beige/Flat Y=Gray/Beige/Donut							TP30G+83				
3"	1-1/4"	1-9/16"	250	3/8"	Gray				44			TP30GI44				
3"	1-1/4"	1-9/16"	250	3/8"	T=Gray/Beige/Flat Y=Gray/Beige/Donut				47			TP30G+47				
3-1/2"	1-1/4"	1-9/16"	250	1/2"	T=Gray/Beige/Flat Y=Gray/Beige/Donut							TP35G+83				
3-1/2"	1-1/4"	1-9/16"	250	3/8"	Gray				44			TP35GI44				
3-1/2"	1-1/4"	1-9/16"	250	3/8"	T=Gray/Beige/Flat Y=Gray/Beige/Donut				47			TP35G+47				
4"	1-1/4"	1-9/16"	250	1/2"	T=Gray/Beige/Flat Y=Gray/Beige/Donut							TP40G+83				
4"	1-1/4"	1-9/16"	250	3/8"	I=Gray/Gray A=Black/Gray				44			TP40G+44				
4"	1-1/4"	1-9/16"	250	3/8"	T=Gray/Beige/Flat Y=Gray/Beige/Donut				47			TP40G+47				
4"	1-1/4"	1-9/16"	250	3/8"	Gray					4S		TP40GI4S				
5"	1-1/4"	1-5/16"	300	1-1/8"	Black/Gray	42				2S	55	TP50GA98				
		1-9/16"		3/8"								59	TP50GA**			
				1/2"												
5"	1-1/4"	1-9/16"	300	3/8"	Gray/small cap				45			TP50GI45				
5"	1-1/4"	1-9/16"	300	3/8"	Gray					4S		TP50GI4S				
5"	1-1/4"	1-9/16"	300	1/2"	Gray							TP50GI83				
5"	1-1/4"	1-9/16"	300	3/8"	Black/Beige, Donut				47			TP50GZ47				
5"	1-1/4"	1-9/16"	300	1/2"	T=Gray/Beige/Flat Y=Gray/Beige/Donut							TP50G+83				
5"	1-1/4"	1-9/16"	300	3/8"	I=Gray/Gray A=Black/Gray				44			TP50G+44				
5"	1-1/4"	1-9/16"	300	3/8"	Gray/Beige, T=Flat tread, Y=Donut tread				47			TP50G+47				
6"	1-1/4"	1-9/16"	300	3/8"	Gray				44			TP60GI44				
6"	1-1/4"	1-9/16"	300	3/8"	Gray/small cap				45			TP60GI45				
6"	1-1/4"	1-9/16"	300	1/2"	T=Gray/Beige/Flat Y=Gray/Beige/Donut							TP60G+83				
6"	1-1/4"	1-9/16"	300	3/8"	Gray/Beige, T=Flat tread, Y=Donut tread				47			TP60G+47				
4"	1-1/2"	1-5/8"	280	1-3/16"	Gray							TP40HI84				
		1-7/8"		1/2"								92	6M	56, 12	TP40HI**	
				5/8"								01				
				3/4"								03		57, 11		
4"	2"	2-3/16"	300	1-3/16"	A=Black/Gray/Flat I=Gray/Gray/Flat T= Gray/Beige/Flat X=Gray/Gray/Donut Y=Gray/Beige/Donut					60	S6	56, 12	TP40J+84			
		2-7/16"		1/2"									92			TP40J+**
				5/8"									04		13	
				3/4"									04,09	05	57, 11	
4"	2"	2-7/16"	300	1/2"	Gray/Beige/Flat				63			TP40JT63				
4"	2"	2-7/16"	300	1/2"	Gray/Beige/Donut				63, 49			TP40JY**				
5"	1-1/2"	1-5/8"	300	1-3/16"	Gray								TP50HI84			
		1-7/8"		1/2"									92	6M	56, 12	TP50HI**
				5/8"									01			
				3/4"									03		57, 11	
5"	2"	2-7/16"	350	1/2"	Gray/Gray/Donut				49			TP50JX49				
5"	2"	2-3/16"	350	1-3/16"	A=Black/Gray/Flat I=Gray/Gray/Flat T= Gray/Beige/Flat X=Gray/Gray/Donut Y=Gray/Beige/Donut						S6	56, 12	TP50J+84			
		2-7/16"		1/2"									92			TP50J+**
				5/8"									02		13	
				3/4"									04,09	05	57, 11	

Wheel Dia	Tread Width	Hub Length	Load Capacity	Bore I.D.	Available Color tread/core(+)	Replace ** with desired bearing code						Part Number Replace + with Color Code
						Ball Brg.	Roller Brg.	Stainless Roller Brg.	Prec. Ball Brg.	S.S Prec. Ball Brg.	Delrin Brg./ Sleeve	
6"	1-1/2"	1-5/8"	375	1-3/16"	Gray							TP60HI84
		1-7/8"		1/2"			92		6M		56, 12	TP60HI**
				5/8"			01					
				3/4"			03				57, 11	
6"	2"	2-7/16"	500	1/2"	T=Gray/Beige/Flat X=Gray/Gray/Donut				63			TP60J+63
6"	2"	2-3/16"	500	1-3/16"	A=Black/Gray/Flat I=Gray/Gray/Flat T= Gray/Beige/Flat X=Gray/Gray/Donut Y=Gray/Beige/Donut							TP60J+84
		2-7/16"		1/2"			92		60	S6	56, 12	TP60J+**
				5/8"			02				13	
				3/4"			04, 09	05			57, 11	
8"	1-1/2"	2-1/16"	400	1-3/8"	H=Gray/Black T=Gray/Beige							TP80H+95
		2-1/4"		1/2"		51			P1		TP80H+**	
				5/8"		52			P2			
				3/4"		53			P3			
8"	1-1/2"	2"	400	5/8"	Gray/Beige/Flat					DL	TP80HT52DL	
8"	2"	2-7/16"	700	1/2"	T=Gray/Beige/Flat X=Gray/Gray/Donut				63			TP80J+63
8"	2"	2-3/16"	700	1-3/16"	A=Black/Gray/Flat I=Gray/Gray/Flat T= Gray/Beige/Flat X=Gray/Gray/Donut Y=Gray/Beige/Donut							TP80J+84
		2-7/16"		1/2"			92		60	S6	56, 12	TP80J+**
				5/8"			02				13	
				3/4"			04, 09	05			57, 11	
8"	2"	2"(Offset)	700	1-3/8"	Black/Gray/Donut							TP80JO95
		2-1/4" (Offset)		1/2"		51			P1		TP80JO**	
				5/8"		52			P2			
				3/4"		53			P3			
8"	2-1/2"	2-3/4"	800	1-15/16"	Gray							TP80KI85
		3"		3/4"					89		TP80KI**	
				1"			23			58		
				1-1/4"			25					
10"	2"	2"(Offset)	700	1-3/8"	Black/Gray/Donut							TP10JO95
		2-1/4" (Offset)		1/2"		51			P1		TP10JO**	
				5/8"		52			P2			
				3/4"		53			P3			
10"	2-1/2"	2-3/4"	850	1-15/16"	Gray							TP10KI85
		3"		3/4"			93		89		TP10KI**	
				1"			23			58		
				1-1/4"			25					
10"	3"	3-1/4"	900	1-15/16"	A=Black G=Gray		24		69		58	TP10L+85
		3-1/2"		3/4"			93		69		TP10L+**	
				1"			24		71P			
				1-1/4"			26					
12"	3"	3-1/4"	950	1-15/16"	Gray							TP12LI85
		3-1/2"		3/4"			93		69		TP12LI**	
				1"			24		71P			
				1-1/4"			26					

# NOMADIC™


- Non-marking high grade thermo elastomer tread chemically bonded to a polyolefin core
- Resistance to cleaning chemicals, acids, alcohols and water
- Gray and Black tread color available
- Temperature range -20°F - 180°F
- Durometer Shore A 65(+/- 5)



Wheel Dia	Tread Width	Hub Length	Load Cap	Bore I.D.	Available Color (+)	Replace ** with desired bearing code						Part Number Replace + with Color Code	
						Dual Sealed Ball BRG	Roller BRG	S.S. Roller BRG	Precision BRG	S.S. Precision BRG	Delrin BRG		
2-1/2"	1-1/4"	1-9/16"	300	3/8"	Gray	42						NM25GI42	
3"	1-1/4"	1-9/16"	300	3/8"	I=Gray/Gray L=Blue/Gray	43						NM30G+43	
3"	1-1/4"	1-9/16"	300	3/8"	Gray					4S		NM30GI4S	
3"	1-1/4"	1-9/16"	300	3/8"	A=Black/Gray I=Gray/Gray L=Blue/Gray						5A	NM30G+5A	
3-1/2"	1-1/4"	1-9/16"	300	3/8"	I=Gray/Gray L=Blue/Gray	43						NM35G+43	
3-1/2"	1-1/4"	1-9/16"	300	3/8"	I=Gray/Gray L=Blue/Gray						5A	NM35G+5A	
4"	1-1/4"	1-9/16"	320	3/8"	Black/Black				47			NM40GB47	
4"	1-1/4"	1-9/16"	320	3/8"	Gray				44			NM40GI44	
4"	1-1/4"	1-9/16"	320	3/8"	Gray					4S		NM40GI4S	
4"	1-1/4"	1-9/16"	320	3/8"	I=Gray/Gray L=Blue/Gray	43						NM40G+43	
4"	1-1/4"	1-9/16"	320	3/8"	I=Gray/Gray L=Blue/Gray						5A	NM40G+5A	
5"	1-1/4"	1-9/16"	350	3/8"	Black/Donut	42						NM50GB42Y	
5"	1-1/4"	1-9/16"	350	3/8"	Gray				44			NM50GI44	
5"	1-1/4"	1-9/16"	350	3/8"	Gray					4S		NM50GI4S	
5"	1-1/4"	1-9/16"	350	3/8"	I=Gray/Gray L=Blue/Gray	43						NM50G+43	
5"	1-1/4"	1-9/16"	350	3/8"	I=Gray/Gray L=Blue/Gray						5A	NM50G+5A	
4"	2"	2-7/16"	400	1/2"	Gray				63			NM40JI63	
4"	2"	2-3/16"	400	1-3/16"	I=Gray/Gray A=Black/Gray	60	92			S6	56, 12	NM40J+**	
				1/2"									
				5/8"									
				3/4"									
5"	2"	2-3/16"	500	1-3/16"	I=Gray/Gray A=Black/Gray	60	92			S6	56, 12	NM50J+**	
				1/2"									
				5/8"									
				3/4"									
6"	2"	2-3/16"	600	1-3/16"	I=Gray/Gray A=Black/Gray	60	92			S6	56, 12	NM60J+**	
				1/2"									
				5/8"									
				3/4"									
6"	2"	2-7/16"	600	1-3/16"	X=Donut/Gray/Gray Z=Donut/Black/Gray	60	92			S6	56, 12	NM60J+**	
				1/2"									
				5/8"									
				3/4"									
8"	2"	2-3/16"	700	1-3/16"	I=Gray/Gray A=Black/Gray	60	92			S6	56, 12	NM80J+**	
				1/2"									
				5/8"									
				3/4"									
8"	2"	2-7/16"	700	1-3/16"	Donut/Gray/Gray	60	92			S6	56, 12	NM80JX**	
				1/2"									
				5/8"									
				3/4"									
10"	2"	2-1/16" Offset	800	1-3/8"	Donut/Black/Gray	51, P1						NM10JB95	
		2-1/4" Offset		1/2"	Donut/Black/Gray								52, P2
				5/8"	Donut/Black/Gray								
				3/4"	Donut/Black/Gray								

## SX ELASTOMER™


- Precisely designed elastomer for high performance with heavy weight
- Designed to slow down heat buildup in continuous use
- Temperature Range -40° F to 230° F
- Precision ball bearing as standard
- Durometer Shore D 65 (+/- 5)



Wheel Diameter	Tread Width	Hub Length	Load Capacity	*Bore I.D.	Precision Ball BRG	Stainless Precision Ball BRG	Replace ** with desired bearing code
							Part Number
4"	2"	2-7/16"	1200	1/2	64	72	SX40JI**
5"	2"	2-7/16"	1200	1/2	64	72	SX50JI**
6"	2"	2-7/16"	1400	1/2	64	72	SX60JI**
8"	2"	2-7/16"	1500	1/2	64	72	SX80JI**

## IRONMAN™

- 2" Wide wheels have dual 6205 precision bearings, and 2.5" above have quadruple 6205 precision bearings
- Temperature Range -40° F to +250° F and will endure rapid temperature changes
- Compression Molded to its Maximum Strength
- Highly flexible for any customized specification
- Excellent for power tow application
- Machined slight crown tread
- Black Finish but non-marking
- Hardness Shore D 78-82




Wheel Dia	Tread Width	Hub Length	Load Capacity	Bore I.D.	Color	Replace ** with desired bearing code							Part Number
						Roller BRG	Stainless Roller BRG	Tapered BRG	Precision Ball BRG	Sealed Ball BRG	Stainless Prec. Ball BRG	Bronze BRG	
2-1/2"	1-27/32"	1-27/32"	1200	1-3/16"	Black								NX25IB84
				3/4"		08, 9A							NX25IB**
2-1/2"	1-31/32"	2-13/64"	1700	1-3/16"	Black								NX29IB84
		2-3/8"		04, 09								NX29IB**	
3"	1-7/8"	1-7/8"	1700	1-3/16"	Black								NX30IB84
				3/4"		08							NX30IB**
3"	1-7/8"	1-7/8"	1600	1/2"	Black				3P~				NX30IB3P
4"	2"	2-3/16"	2200	1-3/16"	Black								NX40JB84
		2-7/16"		1/2"		92		60	6S			NX40JB**	
		2-7/16"		5/8"		02							
		2-7/16"		3/4"		04, 09							
4"	2"	2-7/16"	2200	1/2"	Black				4P~		S3~		NX40JB**
4"	2"	2-1/16"	2000	1/2"	Gray				4P~				NX40JI4P
5"	2"	2-7/16"	2200	3/4"	Black			70					NX50JB70
								73~					NX50JB73
5"	2"	2-3/16"	2200	1-3/16"	Black								NX50JB84
		2-7/16"		1/2"		92		60	6S			NX50JB**	
		2-7/16"		5/8"		02							
		2-7/16"		3/4"		04, 09							
5"	2"	2-7/16"	2200	1/2"	Black				4P~		S3~		NX50JB**
5"	2"	2-1/16"	2000	1/2"	Gray				4P~				NX50JI4P
5"	3"	3-1/2"	3500	3/4"	Black				5P~		5S~		NX50LB5P
6"	2"	2-7/16"	2200	3/4"	Black			70					NX60JB70
				1/2"			73~					NX60JB73	
6"	2"	2-3/16"	2200	1-3/16"	Black								NX60JB84
		2-7/16"		1/2"		92		60	6S			NX60JB**	
		2-7/16"		5/8"		02							
		2-7/16"		3/4"		04, 09							
6"	2"	2-7/16"	2200	1/2"	Black				4P~		S3~		NX60JB**
6"	2"	2-1/16"	2000	1/2"	Gray				4P~				NX60JI4P
6"	2-1/2"	3"	7200	3/4"	Black				5P~				NX60KB5P
6"	3"	3-1/2"	7200	1"	Black				61				NX60LB61
6"	3"	3-1/2"	7200	3/4"	Black				5P~		5S~		NX60LB5P
6"	3"	3-1/2"	7200	1"	Black				7P~				NX60LB7P
8"	2"	2-7/16"	2200	1/2"	Black				63~		S3~		NX80JB**
8"	2"	2-7/16"	2200	1/2"	Black				4P~				NX80JB4P
8"	2"	2-7/16"	2200	3/4"	Black			70					NX80JB70
8"	2"	2-7/16"	2200	1/2"	Black			73~					NX80JB73
8"	2"	2-7/16"	2200	1/2"	Gray				4P~				NX80JI4P
8"	3"	3-1/2"	7000	3/4"	Black				5P~		5S~		NX80LB**
8"	3"	3-1/2"	7000	1"	Black			71	7P~				NX80LB**
8"	3"	3-1/4"	7200	1-15/16"	Black								NX80LB85
		3-1/2"		3/4"		93						78	NX80LB**
				1"		24							
				1-1/4"		26							
8"	4"	4-1/2"	8000	1-1/4"	Black				8P~				NX80NB8P
10"	2-1/2"	3"	6000	3/4"	Black				5P~				NX10KB5P
10"	3"	3-1/2"	7500	3/4"	Black				5P~				NX10LB5P
10"	3"	3-1/2"	7500	1"	Black				7P~				NX10LB7P
10"	4"	4-9/16"	8500	1-1/4"	Black				8P~				NX10NB8P
12"	3"	3-1/2"	7500	3/4"	Black				5P~				NX12LB5P
12"	3"	3-1/2"	7500	1"	Black				7P~				NX12LB7P
12"	4"	4-9/16"	8700	1-1/4"	Black				8P~				NX12NB8P

92 & 93 include spanner

~Including top hats.

# NYLON


- Excellent resistance to grease, oil, most chemical & cleaning solutions
- Temperature range -40°F - 250°F
- Solid wheel molded from Nylon 6
- High impact resistance strength
- Durometer: Shore D 85 (+/-5)
- Natural Nylon resin color



Wheel Dia	Tread Width	Hub Length	Load Capacity	Bore I.D.	Sealed Ball BRG	SS Ball BRG	Roller BRG	Precision BRG	Delrin BRG	Part Number	
3"	1-1/4"	1-1/8"	300	1-1/8"	42	4S		47	55	NY30GE98	
		1-9/16"		3/8"						NY30GE**	
				1/2"						59	
3"	1-1/4"	1-9/16"	300	1/2"						NY30GE83	
3-1/2"	1-1/4"	1-9/16"	325	1/2"						NY35GE83	
4"	1-1/4"	1-5/16"	350	1-1/8"	42	4S		47	55	NY40GE98	
		1-9/16"		3/8"						NY40GE**	
				1/2"						59	
4"	1-1/4"	1-9/16"	350	1/2"						NY40GE83	
5"	1-1/4"	1-5/16"	500	1-1/8"	42	4S			55	NY50GE98	
		1-9/16"		3/8"						NY50GE**	
				1/2"						59	
5"	1-1/4"	1-9/16"	500	1/2"						NY50GE83	
4"	2"	2-3/16"	800	1-3/16"	60	6S	92		56, 12	NY40JE84	
		2-7/16"		1/2"			02			NY40JE**	
				5/8"			04, 09				57, 11
				3/4"							
5"	2"	2-3/16"	900	1-3/16"	60	6S	92		56, 12	NY50JE84	
		2-7/16"		1/2"			02			NY50JE**	
				5/8"			04, 09				57, 11
				3/4"							
6"	2"	2-3/16"	1200	1-3/16"	60	6S	92		56, 12	NY60JE84	
		2-7/16"		1/2"			02			NY60JE**	
				5/8"			04, 09				57, 11
				3/4"							
6"	2"	2-7/16"	1200	1/2"		72		63	NY60JE63		
8"	2"	2-3/16"	1300	1-3/16"	60	6S	92		56, 12	NY80JE84	
		2-7/16"		1/2"			02			NY80JE**	
				5/8"			04, 09				57, 11
				3/4"							
8"	2"	2-7/16"	1300	1/2"		72		63	NY80JE63		

# POLYOLEFIN

- Broad selections of wheel and tread design
- Temperature range: -20° F to 180° F
- Excellent chemical resistance
- Non-Marking



Wheel Dia	Tread Width	Hub Length	Load Capacity	Bore I.D.	Color & Design Code	Replace ** with desired code						Part Number
						Ball BRG	Roller BRG	Stainless Roller BRG	Precision Ball BRG	Stainless Sealed Ball BRG	Delrin BRG	
2"	13/16"	7/8"	80	5/16"	Black							PO20AB81
2"	7/8"	15/16"	100	1/4"	Black							PO20BB80
2"	7/8"	1-1/16"	100	3/8"	Black							PO20AB82
2"	1-3/4"	1-13/16"	300	5/16"	Black							PO20IB81
2-1/2"	15/16"	1-11/32"	175	5/16"	Black							PO25CB81
3"	1"	1-1/8"	175	5/16"	Black							PO30DB81
4"	1"	1-1/8"	220	5/16"	Black							PO40DB81
5"	1"	1-1/8"	230	5/16"	Black							PO50DB81
2-1/2"	1-3/4"	1-29/32"	350	3/8"	Black							PO25IB82
2-1/2"	1-3/4"	1-29/32"	350	1-3/16"	Black							PO25IB84
				1/2"		08					PO25IB08	
3"	1-13/16"	1-63/64"	500	3/8"	Black							PO30IB82
3"	1-13/16"	1-63/64"	500	1/2"	Black							PO30IB83
3"	1-13/16"	1-63/64"	500	1-3/16"	Black							PO30IB84
				3/4"		08					PO30IB08	
3"	1-13/16"	2"	500	1/2"	Black				49			PO30IB49
3"	1-13/16"	2"	500	1/2"	Black				62			PO30IB62
3"	1-13/16"	1-63/64"	500	3/8"	Gray							PO30II82
2-1/2"	1-1/4"	1-9/16"	200	5/16"	Black							PO25GB81
2-1/2"	1-1/4"	1-9/16"	200	3/8"	Black							PO25GB82
2-1/2"	1-1/4"	1-9/16"	200	1/2"	Black							PO25GB83
3"	1-1/4"	1-9/16"	300	3/8"	Black							PO30GB82
3"	1-1/4"	1-9/16"	300	1/2"	White/Donut							PO30GJ83
3"	1-1/4"	1-9/16"	300	3/8"	Black/Donut							PO30GZ82
3"	1-1/4"	1-9/16"	300	1/2"	Black/Donut							PO30GZ83
3"	1-1/4"	1-5/16"	300	1-1/8"	Black/Donut							PO30GZ98
		1-9/16"		3/8"		42			55	PO30GZ**		
				1/2"					59			
3"	1-1/4"	1-9/16"	300	3/8"	Black							HP30GB82
3"	1-1/4"	1-9/16"	300	1/2"	Black							HP30GB83
3"	1-1/4"	1-9/16"	300	1/2"	White							HP30GE83
3"	1-1/4"	1-9/16"	300	3/8"	White	42						HP30GE42

Wheel Dia	Tread Width	Hub Length	Load Capacity	Bore I.D.	Color & Design Code	Replace ** with desired code						Part Number
						Ball BRG	Roller BRG	Stainless Roller BRG	Precision Ball BRG	Stainless Sealed Ball BRG	Delrin BRG	
3-1/2"	1-1/4"	1-9/16"	350	1/2"	White							PO35GJ83
3-1/2"	1-1/4"	1-9/16"	350	3/8"	Black							PO35GZ82
3-1/2"	1-1/4"	1-9/16"	350	1/2"	Black							PO35GZ83
3-1/2"	1-1/4"	1-5/16"	350	1-1/8"	Black/Donut	42					55	PO35GZ98
		3/8"		PO35GZ**								
		1/2"		59								
3-1/2"	1-3/8"	1-1/2"	350	1-1/16"	Black		00					PO35TZ9R
				1/2"								PO35TZ00
4"	1-7/16"	1-9/16"	350	3/8"	Black							PO40GB82
4"	1-7/16"	1-9/16"	370	3/8"	Black							HP40GB82
4"	1-1/4"	1-9/16"	370	1/2"	White/Donut							PO40GJ83
4"	1-1/4"	1-5/16"	370	1-1/8"	Black/Donut	42				4S	55	PO40GZ98
		3/8"		PO40GZ**								
		1/2"		59								
4"	1-1/4"	1-9/16"	370	3/8"	Black/Donut							PO40GZ82
4"	1-1/4"	1-9/16"	370	1/2"	Black/Donut							PO40GZ83
5"	1-1/4"	1-5/16"	400	1-1/8"	Black/Donut	42					55	PO50GZ98
		3/8"		PO50GZ**								
		1/2"		59								
5"	1-1/4"	1-9/16"	400	3/8"	Black							PO51GB82
5"	1-7/16"	1-9/16"	400	3/8"	Black							PO50GB82
5"	1-7/16"	1-9/16"	400	1/2"	Black							PO50GB83
5"	1-1/4"	1-9/16"	400	1/2"	White/Donut							PO50GJ83
5"	1-1/4"	1-9/16"	400	1/2"	Black/Donut							PO50GZ83
5"	1-7/16"	1-9/16"	430	3/8"	Black							HP50GB82
5"	1-7/16"	1-5/16"	430	1-1/8"	Black	42					55	HP50GB98
		3/8"		HP50GB**								
		1/2"		59								
6"	1-1/4"	1-5/16"	450	1-1/8"	Black/Donut	42					55	PO60GZ98
		3/8"		PO60GZ**								
		1/2"		59								
6"	1-1/4"	1-9/16"	450	3/8"	Black/Donut							PO60GZ82
6"	1-1/4"	1-9/16"	450	1/2"	Black/Donut							PO60GZ83
4"	1-1/2"	1-5/8"	375	3/8"	Black							PO40HB82
4"	1-1/2"	1-5/8"	400	1-3/16"	Black				6M		56, 12	PO40HB84
		1/2"		PO40HB**								
		5/8"		01								
		3/4"		03								57, 11
4"	2"	2-3/16"	500	1/2"	Black							PO40JB83
4"	2"	2-3/16"	500	3/4"	Black							PO40JB88
4"	2"	2-3/16"	500	1-3/16"	Black		92		60	6S	56, 12	PO40JB84
		1/2"		PO40JB**								
		5/8"		02								
		3/4"		04,09								05
4"	2"	2-3/16"	500	3/4"	White							PO40JE88
4"	2"	2-3/16"	500	1-3/16"	White		92		60	6S	56, 12	PO40JE84
		1/2"		PO40JE**								
		5/8"		02								
		3/4"		04,09								05
4"	2"	2-3/16"	500	1-3/8"	White		51					PO40JE95
		1/2"		PO40JE**								
		5/8"		52								
		3/4"		53								



Wheel Dia	Tread Width	Hub Length	Load Capacity	Bore I.D.	Color & Design Code	Replace ** with desired code						Part Number
						Ball BRG	Roller BRG	Stainless Roller BRG	Precision Ball BRG	Stainless Sealed Ball BRG	Delrin BRG	
5"	1-1/2"	1-5/8"	450	1/2"	Black							PO50HB83
5"	1-1/2"	1-5/8"	450	3/4"	Black							PO50HB88
5"	1-1/2"	1-5/8"	450	1-3/16"	Black							PO50HB84
		1/2"				92		6M		56, 12	PO50HB**	
		5/8"				01						
		3/4"				03				57, 11		
5"	2"	2-3/16"	650	3/4"	Black							PO50JB88
5"	2"	2-3/16"	650	1-3/16"	Black							PO50JB84
		1/2"				92		60	6S	56, 12	PO50JB**	
		5/8"				02						
		3/4"				04,09	05			57, 11		
5"	2"	2-3/16"	500	3/4"	White							PO50JE88
5"	2"	2-3/16"	500	1-3/16"	White							PO50JE84
		1/2"				92		60	6S	56, 12	PO50JE**	
		5/8"				02						
		3/4"				04,09	05			57, 11		
5"	2"	2-3/16"	500	1-3/8"	White							PO50JE95
		1/2"		51				P1		PO50JE**		
		5/8"		52				P2				
		3/4"		53				P3				
6"	1-1/2"	1-5/8"	450	1/2"	Black							PO60HB83
6"	1-1/2"	1-5/8"	450	1-3/16"	Black							PO60HB84
		1/2"				92		6M		56, 12	PO60HB**	
		5/8"				01						
		3/4"				03				57, 11		
6"	1-1/2"	1-5/8"	450	1/2"	White							PO60HE83
6"	2"	2-3/16"	700	1/2"	Black							PO60JB83
6"	2"	2-3/16"	700	3/4"	Black							PO60JB88
6"	2"	2-3/16"	700	1-3/16"	Black							PO60JB84
		1/2"				92		60	6S	56, 12	PO60JB**	
		5/8"				02						
		3/4"				04,09	05			57, 11		
6"	2"	2-3/16"	700	3/4"	White							PO60JE88
6"	2"	2-3/16"	700	1-3/16"	White							PO60JE84
		1/2"				92		60	6S	56, 12	PO60JE**	
		5/8"				02						
		3/4"				04,09	05			57, 11		
6"	2"	2-3/16"	700	1-3/8"	White							PO60JE95
		1/2"		51				P1		PO60JE**		
		5/8"		52				P2				
		3/4"		53				P3				
8"	2"	2-3/16"	900	3/4"	Black							PO80JB88
8"	2"	2-3/16"	900	1-3/16"	Black							PO80JB84
		1/2"				92		60	6S	56, 12	PO80JB**	
		5/8"				02						
		3/4"				04,09	05			57, 11		
8"	2"	2-3/16"	900	3/4"	White							PO80JE88
8"	2"	2-3/16"	900	1-3/16"	White							PO80JE84
		1/2"				92		60	6S	56, 12	PO80JE**	
		5/8"				02						
		3/4"				04,09	05			57, 11		
8"	2"	2-3/16"	900	1-3/8"	White							PO80JE95
		1/2"		51				P1		PO80JE**		
		5/8"		52				P2				
		3/4"		53				P3				

Wheel Diameter	Tread Width	Hub Length	Load Capacity	Bore I.D.	Replace ** with desired bearings code				Part Number		
					Roller BRG	Precision Ball BRG	Delrin BRG	Bronze BRG			
4"	2"	2-3/16"	800	1-3/16"					PH40JB84		
		2-7/16"		1/2"	92~		12,56		PH40JB**		
				5/8"	02						
				3/4"	04, 09	60, 6S	11, 57	B1, B5			
4"	2" (Straight-sided)	2-3/16"	1000	1-3/16"					PH40TB84		
		2-7/16"		1/2"	92~		12,56		PH40TB**		
				5/8"	02						
				3/4"	04, 09	60, 6S	11, 57	B1, B5			
5"	2"	2-3/16"	100	3/4"					PH50JB88		
5"	2"	2-3/16"	1000	1-3/16"						PH50JB84	
		2-7/16"		1/2"	92~		12,56		PH50JG**		
				5/8"	02						
				3/4"	04, 09	60, 6S	11, 57	B1, B5			
5"	2" (Straight-sided)	2-3/16"	1200	1-3/16"						PH50TB84	
		2-7/16"		1/2"	92~		12,56		PH50TB**		
				5/8"	02						
				3/4"	04, 09	60, 6S	11, 57	B1, B5			
6"	2"	2-3/16"	1200	3/4"					B1, B5	PH60JB88	
6"	2"	2-3/16"	1200	1-3/16"							PH60JB84
		2-7/16"		1/2"	92~		12,56		PH60JB**		
				5/8"	02						
				3/4"	04, 09	60, 6S	11, 57	B1, B5			
6"	2" (Straight-sided)	2-3/16"	1500	1-3/16"							PH60TB84
		2-7/16"		1/2"	92~		12,56		PH60TB**		
				5/8"	02						
				3/4"	04, 09	60, 6S	11, 57	B1, B5			
6"	2-1/2"	2-3/4"	1400	1-3/16"							PH60KB84
		3"		1/2"	92~				PH60KB**		
				3/4"	06						
6"	2-1/2"	2-3/4"	1600	1-15/16"							PH60KB85
		3"		3/4"	93~	89			PH60KB**		
				1"	23			B7			
				1-1/4"	25						
6"	2-1/2"	3-1/4"	1600	1-15/16"							PH60QB85
		3-1/2"		3/4"	93	69			PH60QB**		
				1"	24	R1	58	B8			
				1-1/4"	26						
6"	3"	3-1/4"	2000	1-15/16"							PH60LB85
		3-1/2"		3/4"	93~	69			PH60LB**		
				1"	24	R1	58	B8			
				1-1/4"	26						

Wheel Diameter	Tread Width	Hub Length	Load Capacity	Bore I.D.	Replace ** with desired bearings code				Part Number
					Roller BRG	Precision Ball BRG	Delrin BRG	Bronze BRG	
8"	2"	2-3/16"	1400	1-3/16"					PH80JB84
		2-7/16"		1/2"	92~		12,56		PH80JB**
				5/8"	02				
				3/4"	04, 09	60, 6S	11, 57	B1, B5	
8"	2-1/2"	2-3/4"	1800	1-3/16"				PH80KB84	
		3"		1/2"	92~			PH80KB**	
				3/4"	06				
8"	2-1/2"	2-3/4"	2000	1-15/16"				PH80KB85	
		3"		3/4"	93~	89		PH80KG**	
				1"	23		B7		
				1-1/4"	25				
8"	2-1/2"	3-1/4"	2000	1-15/16"				PH80QB85	
		3-1/2"		3/4"	93~	69		PH80QB**	
				1"	24	R1	58		B8
				1-1/4"	26				
8"	3"	3-1/4"	2500	1-15/16"				PH80LB85	
		3-1/2"		3/4"	93~	69		PH80LB**	
				1"	24	R1	58		B8
				1-1/4"	26				
8"	3" Straight Sided	3-1/2"	2500	1-15/16"				PH80LT85	
				3/4"	93~	69		PH80LT**	
				1"	24	R1	58	B8	
				1-1/4"	26			PH80LT**	
10"	2-1/2"	2-3/4"	2200	1-3/16"				PH10KB84	
		3"		1/2"	92~			PH10KB**	
				3/4"	06				
10"	2-1/2"	2-3/4"	2500	1-15/16"				PH10KB85	
		3"		3/4"	93~	89		PH10KB**	
				1"	23		B7		
				1-1/4"	25				
10"	2-1/2"	3-1/4"	2500	1-15/16"				PH10QB85	
		3-1/2"		3/4"	93~	69		PH10QB**	
				1"	24	R1	58		B8
				1-1/4"	26				
10"	3"	3-1/4"	2900	1-15/16"				PH10LB85	
		3-1/2"		3/4"	93~	69		PH10LB**	
				1"	24	R1	58		B8
				1-1/4"	26				
12"	2-1/2"	2-3/4"	3000	1-15/16"				PH12KB85	
		3"		3/4"	93~	89		PH12KB**	
				1"	23		B7		
				1-1/4"	25				
12"	2-1/2"	3-1/4"	3000	1-15/16"				PH12QB85	
		3-1/2"		3/4"	93~			PH12QB**	
				1"	24	R1	58		B8
				1-1/4"	26				
12"	3"	3-1/4"	3500	1-15/16"				PH12LB85	
		3-1/2"		3/4"	93~	69		PH12LB**	
				1"	24	R1	58		B8
				1-1/4"	26				
12"	3.5"	4-1/4"	4000	2-7/16"				PH12MB86	
		4-9/16"		1-1/4"	31			PH12MB31	
				1-1/2"	33			PH12MB33	
12"	4" Straight-sided	4"	6500	2-7/16"				PH12NB86	
				1-1/2"	39			PH12NB39	
16"	3"	4-1/4"	4000	2-7/16"				PH16LB86	
		4-9/16"		1-1/4"	31			PH16LB31	
				1-1/2"	33			PH16LB33	
16"	4"	5-1/4"	8000	2-7/16"				PH16NB86	
				1-1/4"	32			PH16NB32	
				1-1/2"	34			PH16NB34	
18"	3"	3-1/4"	3500	1-15/16"				PH18LB85	
		3-1/2"		3/4"	93~	69		PH18LB**	
				1"	24	R1	58		B8
				1-1/4"	26				

~includes spanner

Wheel Dia	Tread Width	Hub Length	Load Capacity	Available color (+)	Bore I.D.	Replace ** with desired bearing code							Part Number Replace "+" with color code	
						Top Hat Spanner	Stainless Top Hat Spanner	Roller BRG	Stainless Roller BRG	Seal Ball BRG	Stainless Sealed Ball BRG	Bronze BRG		
3"	1-1/4"	1-13/32"	300	Q=Brown B=Black	1/2"								GN30G+83	
		1-21/32"			3/8"	99	97					GN30G+**		
3"	1-1/2"	1-5/8"	600	Brown	1/2"								GN30HQ83	
3"	1-1/2"	1-5/8"	600	Brown	3/4"								GN30HQ88	
3-1/2"	1-1/4"	1-13/32"	600	Brown	1/2"								GN35GQ83	
		1-24/32"			3/8"	99	97					GN35GQ**		
4"	1-1/4"	1-13/32"	300	Q=Brown B=Black	1/2"								GN40G+83	
		1-24/32"			3/8"	99	97					GN40G+**		
5"	1-1/4"	1-13/32"	700	Q=Brown B=Black	1/2"								GN50G+83	
		1-12/32"			3/8"	99	97					GN50G+**		
4"	1-1/2"	1-5/8"	700	Q=Brown B=Black	1/2"								GN40H+83	
4"	1-1/2"	1-5/8"	700	Q=Brown B=Black	3/4"								GN40H+88	
4"	1-1/2"	1-5/8"	700	Brown	1-3/16"									GN40HQ84
		1-7/8"			1/2"		92~		6M					
					5/8"		01							GN40HQ**
					3/4"		03							
4"	2"	2-3/16"	800	Brown	3/4"								GN40JQ88	
4"	2"	2-3/16"	800	Brown	1-3/16"									GN40JQ84
		2-7/16"			1/2"		92~		60	6S				
					5/8"		02							GN40JQ**
					3/4"		04	05			B1, B5			
5"	1-1/2"	1-5/8"	800	Brown	1/2"								GN50HQ83	
5"	1-1/2"	1-5/8"	800	Brown	3/4"								GN50HQ88	
5"	2"	2-3/16"	1000	Brown	3/4"								GN50JQ88	
5"	2"	2-3/16"	1000	Q=Brown B=Black	1-3/16"									GN50J+84
		2-7/16"			1/2"		92~		60	6S				
					5/8"		02							GN50J+**
					3/4"		04	05			B1, B5			
6"	2"	2-3/16"	1100	Brown	3/4"								GN60JQ88	
6"	2"	2-3/16"	1000	Q=Brown B=Black	1-3/16"									GN60J+84
		2-7/16"			1/2"		92~		60	6S				
					5/8"		02							GN60J+**
					3/4"		04	05			B1, B5			
8"	2"	2-3/16"	1100	Brown	3/4"								GN80JQ88	
8"	2"	2-3/16"	1000	Q=Brown B=Black	1-3/16"									GN80J+84
		2-7/16"			1/2"		92~		60	6S				
					5/8"		02							GN80J+**
					3/4"		04	05			B1, B5			
8"	3"	3-1/4"	2000	Brown	1-15/16"									GN80LQ85
		3-1/2"			3/4"		92~		69					
					1"		24	41	71P		B8		GN80LQ**	
					1-1/4"		26							


~including  
spanner  
bushing

# HIGH-TEMP PHENOLIC

- Temperature range -40° F to 475° F Continuous, 525° F intermittent
- Phenolic resin filled with fiber glass for high-temperature resistance
- Durometer Shore D 95 (+/-5)

HT60TQ84

HT40HQ83



Wheel Dia	Tread Width	Hub Length	Load Capacity	Bore I.D.	Replace ** with desired bearing code							Part Number
					Top Hat Spanner	Stainless Top Hat Spanner	Roller BRG	Stainless Roller BRG	Sealed Precision Ball BRG	Stainless Sealed Precision Ball BRG	Bronze BRG	
3"	1-1/4"	1-3/8"	200	1/2"								HT30GQ83
		1-2"		3/8"	99	97						HT30GQ**
4"	1-1/4"	1-3/8"	250	1/2"								HT40GQ83
		1-2"		3/8"	99	97						HT40GQ**
5"	1-1/4"	1-3/8"	300	1/2"								HT50GQ83
		1-2"		3/8"	99	97						HT50GQ**
3-1/2"	1-1/2"	1-5/8"	400	1-3/16"								HT34HQ84
		1-7/8"		1/2"		92~		6M				HT30HQ**
				5/8"		01						
				3/4"		03						
4"	1-1/2"	1-5/8"	400	1/2"							HT40HQ83	
4"	1-1/2"	1-5/8"	400	3/4"							HT40HQ88	
4"	1-1/2"	1-5/8"	400	1-3/16"								HT40HQ84
		1-7/8"		1/2"		92~		6M				HT40HQ**
				5/8"		01						
				3/4"		03						
4"	2"	2-3/16"	600	3/4"							HT40HQ88	
4"	2"	2-3/16"	600	1-3/16"								HT40JQ84
		2-7/16"		1/2"		92~		60	6S			HT40JQ**
				5/8"		02						
				3/4"		04	05			B1, B5		
5"	2"	2-3/16"	750	1-3/16"								HT50JQ84
		2-7/16"		1/2"		92~		60	6S			HT50JQ**
				5/8"		02						
				3/4"		04	05			B1, B5		

Wheel Dia	Tread Width	Hub Length	Load Capacity	Bore I.D.	Replace ** with desired bearing code							Part Number
					Top Hat Spanner	Stainless Top Hat Spanner	Roller BRG	Stainless Roller BRG	Sealed Precision Ball BRG	Stainless Sealed Precision Ball BRG	Bronze BRG	
6"	2"	2-3/16"	900	1-3/16"								HT60JQ84
		2-7/16"		1/2"			92~		60	6S		HT60JQ**
				5/8"			02					
				3/4"			04	05			B1, B5	
6"	2" (Straight-sided)	2-3/16"	1100	1-3/16"								HT60TQ84
		2-7/16"		1/2"			92~		60	6S		HT60TQ**
				5/8"			02					
				3/4"			04	05			B1, B5	
6"	2-1/2"	2-3/4"	1200	1-15/16"								HT60KQ85
		3"		3/4"			93~					HT60KQ93
				1"			23					HT60KQ23
				1-1/4"			25					HT60KQ25
6"	3"	3-1/4"	1500	1-15/16"								HT60LQ85
		3-1/2"		3/4"			93~		69			HT60LQ**
				1"			24	41	71P		B8	
				1-1/4"			26					
8"	2"	2-3/16"	1100	1-3/16"								HT80JQ84
		2-7/16"		1/2"			92~		60	6S		HT80JQ**
				5/8"			02					
				3/4"			04	05			B1, B5	
8"	2-1/2"	2-3/4"	1300	1-15/16"								HT80KQ85
		3"		3/4"			93~					HT80KQ93
				1"			23					HT80KQ23
				1-1/4"			25					HT80KQ25
8"	3"	3-1/4"	1800	1-15/16"								HT80LQ85
		3-1/2"		3/4"			93~		69			HT80LQ**
				1"			24	41	71P		B8	
				1-1/4"			26					
10"	3"	3-1/4"	2100	1-15/16"								HT10LQ85
		3-1/2"		3/4"			93~		69			HT10LQ**
				1"			24	41	71P		B8	
				1-1/4"			26					
12"	3"	3-1/4"	2600	1-15/16"								HT12LQ85
		3-1/2"		3/4"			93~		69			HT12LQ**
				1"			24	41	71P		B8	
				1-1/4"			26					
12"	3-1/2"	4-1/4"	3000	2-7/16"								HT12MQ86
		1-1/4"				31					HT12MQ31	
		1-1/2"				33					HT12MQ33	

Disclaimer: not recommend for steam washer or any high humidity environment

~including  
spanner  
bushing

## EPOXY Wheel

- Perfect wheels for both dry and moisturized high temperature environment
- Best impact resistance in both dry and moisturized temperature
- Temperature Range -40° F to +480° F
- Glass fiber mixed with Epoxy Resin
- Excellent Ergonomic



Wheel Dia	Tread Width	Hub Length	Load Capacity	Bore I.D.	Sealed Ball BRG	Stainless Sealed Ball BRG	Roller BRG	Stainless Roller BRG	Bronze BRG	Part Number
4"	1-1/2"	1-5/8"	700	1/2"						OV40HQ83
4"	1-1/2"	1-5/8"	700	3/8"					B6	OV40HQ76
4"	1-1/2"	1-5/8"	700	3/4"						OV40HQ88
4"	1-1/2"	1-5/8"	700	1-3/16"						OV40HQ84
		1-7/16"		1/2"	6M		92~			OV40HQ**
				5/8"			01			
				3/4"			03			
4"	2"	2-3/16"	800	1-3/16"						OV40JQ84
		2-7/16"		1/2"	60	6S	92~			OV40JQ**
				5/8"			02			
				3/4"			04	05	B5, B1	
5"	2"	2-3/16"	1000	1-3/16"						OV50JQ84
		2-7/16"		1/2"	60	6S	92~			OV50JQ**
				5/8"			02			
				3/4"			04	05	B5, B1	
6"	2"	2-3/16"	1100	3/4"					OV60JQ88	
6"	2"	2-3/16"	1100	1-3/16"						OV60JQ84
		2-7/16"		1/2"	60	6S	92~			OV60JQ**
				5/8"			02			
				3/4"			04	05	B5, B1	
8"	2"	2-3/16"	1200	1-3/16"						OV80JQ84
		2-7/16"		1/2"	60	6S	92~			OV80JQ**
				5/8"			02			
				3/4"			04	05	B5, B1	
8"	3"	3-1/4"	1900	1-15/16"						OV80LQ85
		3-1/2"		3/4"	69		93~			OV80LQ**
				1"	71P		24	41	B8	
				1-1/4"			26			
10"	3"	3-1/4"	2400	1-15/16"						OV10LQ85
		3-1/2"		3/4"	69		93~			OV10LQ**
				1"	71P		24	41	B8	
				1-1/4"			26			
12"	3"	3-1/4"	2600	1-15/16"						OV12LQ85
		3-1/2"		3/4"	69		93~			OV12LQ**
				1"	71P		24	41	B8	
				1-1/4"			26			

~including spanner bushing

Wheel Dia	Tread Width	Hub Length	Load Capacity	Hub Design type	Bore I.D.	Replace ** with desired bearing code				Part Number
						Roller BRG	Sealed Ball BRG	Delrin BRG	Bronze BRG	
5"	1-1/2"	1-5/8"	600	C4	1-3/16"					SS50HS84
		1-7/8"			1/2"	92~	6M	12, 56		SS50HS**
					5/8"	01				
					3/4"	03		11, 57		
5"	2"	2-3/16"	1000	C	1-3/16"					SS50JS84
		2-7/16"			1/2"	92~	60	12, 56		SS50JS**
					5/8"	02				
					3/4"	04, 09		11, 57	B1, B5	
6"	1-1/2"	1-5/8"	600	C5	1-3/16"					SS60HS84
		1-7/8"			1/2"	92~	6M	12, 56		SS60HS**
					5/8"	01				
					3/4"	03		11, 57		
6"	2"	2-3/16"	1000	C4	1-3/16"					SS60JS84
		2-7/16"			1/2"	92~	60	12, 56		SS60JS**
					5/8"	02				
					3/4"	04, 09		11, 57	B1, B5	
6"	2-1/2"	2-3/4"	1600	C5	1-3/16"	92~				SS60KS84
		3"			06					SS60KS06
6"	2-1/2"	2-3/4"	1800	C5	1-15/16"					SS60KS85
		3"			3/4"	93~	89			
					1"	23		58	B7	
					1-1/4"	25				
6"	2-1/2"	3-1/4"	1800	S4	1-15/16"					SS60QS85
		3-1/2"			3/4"	93~	69			
					1"	24	71P		B8	
					1-1/4"	26				
6"	3"	3-1/4"	2700	C5	1-15/16"					SS60LS85
		3-1/2"			3/4"	93~	69			
					1"	24	71P		B8	
					1-1/4"	26				
8"	2"	2-3/16"	1400	C6	1-3/16"					SS80JS84
		2-7/16"			1/2"	92~	60	12, 56		SS80JS**
					5/8"	02				
					3/4"	04, 09		11, 57	B1, B5	
8"	2-1/2"	2-3/4"	1600	S6	1-3/16"	92~				SS80KS84
		3"			06					SS80KS06
8"	2-1/2"	2-3/4"	1800	S6	1-15/16"					SS80KS85
		3"			3/4"	93~	89			
					1"	23		58	B7	
					1-1/4"	25				
8"	2-1/2"	3-1/4"	1800	S6	1-15/16"					SS80QS85
		3-1/2"			3/4"	93~	69			
					1"	24	71P		B8	
					1-1/4"	26				
8"	3"	3-1/4"	2500	S6	1-15/16"					SS80LS85
		3-1/2"			3/4"	93~	69			
					1"	24	71P		B8	
					1-1/4"	26				
10"	2-1/2"	2-3/4"	1700	S5	1-3/16"	92~				SS10KS84
		3"			06					SS10KS06
10"	2-1/2"	2-3/4"	2000	S5	1-15/16"					SS10KS85
		3"			3/4"	93~	89			
					1"	23		58	B7	
					1-1/4"	25				
10"	2-1/2"	3-1/4"	2000	S5	1-15/16"					SS10QS85
		3-1/2"			3/4"	93~	69			
					1"	24	71P		B8	
					1-1/4"	26				
10"	3"	3-1/4"	2500	S5	1-15/16"					SS10LS85
		3-1/2"			3/4"	93~	69			
					1"	24	71P		B8	
					1-1/4"	26				
12"	2-1/2"	2-3/4"	2000	S5	1-15/16"					SS12KS85
		3"			3/4"	93~	89			
					1"	23		58	B7	
					1-1/4"	25				
12"	2-1/2"	3-1/4"	2000	S5	1-15/16"					SS12QS85
		3-1/2"			3/4"	93~	69			
					1"	24	71P		B8	
					1-1/4"	26				
12"	3"	3-1/4"	2500	S5	1-15/16"					SS12LS85
		3-1/2"			3/4"	93~	69			
					1"	24	71P		B8	
					1-1/4"	26				

~ including spanner bushing



# HEAVY-DUTY SEMI-STEEL

- Heavy duty Semi-Steel wheel for higher capacity applications
- Seal Precision bearings are available for better mobility



Wheel Diameter	Tread Width	Hub Length	Load Capacity	Hub Design type	Bore I.D.	Replace ** with desired bearing code					Part Number
						Roller BRG	Sealed Ball BRG	Precision Ball BRG	Delrin BRG	Bronze BRG	
4"	2"	2-3/16"	900	C4	1-3/16"						HS40JS84
		2-7/16"			1/2"	92~	60		56, 12		HS40JS**
					5/8"	02					
					3/4"	04,09			57, 11	B5, B1	
4"	2"	2-7/16"	900	C4	1/2"			63		HS40JS63	
5"	2"	2-3/16"	1200	S4	1-3/16"						HS50JS84
		2-7/16"			1/2"	92~	60		56, 12		HS50JS**
					5/8"	02					
					3/4"	04,09			57, 11	B5, B1	
5"	2"	2-7/16"	1200	S4	1/2"			63		HS50JS63	
6"	2"	2-3/16"	1400	S6	1-3/16"						HS60JS84
		2-7/16"			1/2"	92~	60		56, 12		HS60JS**
					5/8"	02					
					3/4"	04,09			57, 11	B5, B1	
6"	2"	2-7/16"	1400	S6	1/2"			63		HS60JS63	
6"	2" (Crown tread)	2-3/16"	1400	S6	1-3/16"						HS60JX84
		2-7/16"			1/2"	92~	60		56, 12		HS60JX**
					5/8"	02					
					3/4"	04,09			57, 11	B5, B1	
8"	2"	2-3/16"	1400	S6	1-3/16"						HS80JS84
		2-7/16"			1/2"	92~	60		56, 12		HS80JS**
					5/8"	02					
					3/4"	04,09			57, 11	B5, B1	
8"	2"	2-7/16"	1400	S6	1/2"			63		HS80JS63	
8"	2" (Crown tread)	2-3/16"	1400	S6	1-3/16"						HS80JX84
		2-7/16"			1/2"	92~	60		56, 12		HS80JX**
					5/8"	02					
					3/4"	04,09			57, 11	B5, B1	

~including spanner bushing

## DUCTILE STEEL

- Made out of Ductile Iron, Extra thick walled, heavy-duty core, hub and tread
- Variety of bearing options for optimal performance at different applications
- Temperature range: -45°F to 800°F (with bronze bearing)
- Tensile strength of 45,000PSI

DS10LR70

DS60JR04



Wheel Diameter	Tread Width	Hub Length	Load Capacity	Bore I.D.	Replace ** with desired bearing code					Part Number
					Roller BRG	Tapered Roller BRG	Precision Ball BRG	Delrin BRG	Bronze BRG	
4"	1-1/2"	2"	1200	1-3/16"						DS40HR84
				1/2"	92~					DS40HR92
				3/4"	08					DS40HR08
4"	2"	2-3/16"	1500	1-3/16"						DS40JR84
		2-7/16"		1/2"	92~		60	12, 56		DS40JR**
				5/8"	02					
				3/4"	04,09			11, 57	B1, B5	
4"	2"	2-7/16"	1500	1/2"			63		DS40JR63	
5"	2"	2-3/16"	1500	1-3/16"						DS50JR84
		2-7/16"		1/2"	92~		60	12, 56		DS50JR**
				5/8"	02					
				3/4"	04,09			11, 57	B1, B5	
5"	2"	2-7/16"	1500	1/2"			63		DS50JR63	
5"	2-1/2"	2-3/4"	2000	1-15/16"						DS50KR85
		3"		3/4"	93~		89			DS50KR**
				1"	23				B7	
				1-1/4"	25					

Wheel Diameter	Tread Width	Hub Length	Load Capacity	Bore I.D.	Replace ** with desired bearing code					Part Number
					Roller BRG	Tapered Roller BRG	Precision Ball BRG	Delrin BRG	Bronze BRG	
6"	2"	2-3/16"	2000	1-3/16"						DS60JR84
		2-7/16"		1/2"	92~		60	12, 56		DS60JR**
				5/8"	02					
				3/4"	04.09			11, 57	B1, B5	
6"	2"	2-7/16"	2000	1/2"			63		DS60JR63	
6"	2"	2-7/16"	2000	1/2"		73			DS60JR73	
6"	2-1/2"	2-3/4"	3500	1-15/16"						DS60KR85
		3"		3/4"	93~		89			DS60KR**
				1"	23			B7		
				1-1/4"	25					
6"	2-1/2"	3"	3500	3/4"		70			DS60KR70	
6"	2-1/2"	3"	3500	1"		71			DS60KR71	
6"	2-1/2"	3-1/4"	3500	1-15/16"						DS60QR85
		3-1/2"		3/4"	93~		69			DS60QR**
				1"	24		71P	B8		
				1-1/4"	26					
6"	3"	3-1/4"	6000	1-15/16"						DS60LR85
		3-1/2"		3/4"	93~		69			DS60LR**
				1"	24		71P	58	B8	
				1-1/4"	26					
6"	3"	3-1/2"	8000	3/4"			70		DS60LR70	
6"	3"	3-1/2"	8000	1"			71		DS60LR71	
8"	2"	2-3/16"	2300	1-3/16"						DS80JR84
		2-7/16"		1/2"	92~		60	12, 56		DS80JR**
				5/8"	02					
				3/4"	04.09			11, 57	B1, B5	
8"	2-1/2"	2-3/4"	4000	1-15/16"						DS80KR85
		3"		3/4"	93~		89			DS80KR**
				1"	23			B7		
				1-1/4"	25					
8"	2-1/2"	3"	4000	3/4"		70			DS80KR70	
8"	2-1/2"	3-1/4"	4000	1-15/16"						DS80QR85
		3-1/2"		3/4"	93~		69			DS80QR**
				1"	24		71P	B8		
				1-1/4"	26					
8"	3"	3-1/4"	6000	1-15/16"						DS80LR85
		3-1/2"		3/4"	93~		69			DS80LR**
				1"	24		71P	58	B8	
				1-1/4"	26					
8"	3"	3-1/2"	6000	3/4"			65		DS80LR65	
8"	3"	3-1/2"	6000	1"			67		DS80LR67	
8"	3"	3-1/2"	10000	3/4"		70				DS80LR70
		4-1/4"		2-7/16"						DS80NR86
				1-1/4"	31					
				1-1/2"	33					
8"	4"	4-9/16"	10000	1-1/4"					DS80NR31	
8"	4"	4-9/16"	17000	1-1/4"		74			DS80NR33	
8"	4"	4-9/16"	10000	1"					DS80NR74	
8"	4"	4-9/16"	10000	1"			67		DS80NR67	
10"	2-1/2"	2-3/4"	4500	1-15/16"						DS10KR85
		3"		3/4"	93~		89			DS10KR**
				1"	23			B7		
				1-1/4"	25					
10"	2-1/2"	3"	4500	3/4"		70			DS10KR70	
10"	2-1/2"	3-1/4"	4500	1-15/16"						DS10QR85
		3-1/2"		3/4"	93~		69			DS10QR**
				1"	24		71P	58	B8	
				1-1/4"	26					
10"	3"	3-1/4"	6000	1-15/16"						DS10LR85
		3-1/2"		3/4"	93~		69			DS10LR**
				1"	24		71P	58	B8	
				1-1/4"	26					
10"	3"	3-1/2"	10000	3/4"		70			DS10LR70	
10"	3"	3-1/2"	10000	1"		71			DS10LR71	
10"	4"	4-1/4"	10000	2-7/16"						DS10NR86
		4-9/16"		1-1/4"	31					DS10NR31
				1-1/2"	33					
				1"						
10"	4"	4-9/16"	10000	1"			67		DS10NR67	
10"	4"	4-9/16"	17000	1-1/4"		74			DS10NR74	
12"	3"	3-1/4"	6000	1-15/16"						DS12LR85
		3-1/2"		3/4"	93~		69			DS12LR**
				1"	24		71P	58	B8	
				1-1/4"	26					
12"	3"	3-1/4"	10000	3/4"		70			DS12LR70	
12"	3"	3-1/4"	10000	1"		71			DS12LR71	
12"	3-1/2"	4-1/4"	10000	1-1/4"		74				DS12MR74
		4-9/16"		1-1/4"	31					DS12NR74
				1-1/2"	33					
				1"						
12"	4"	4-9/16"	17000	1-1/4"		74			DS12NR74	
14"	3"	3-1/4"	6000	1-15/16"						DS14LR85
		3-1/2"		3/4"	93~		69			DS14LR**
				1"	24		71P	58	B8	
				1-1/4"	26					
14"	3"	3-1/2"	10000	1-1/4"		71			DS14LR71	

~including spanner bushing

# ENERGY SAVER DUCTILE™

- Various bearings options for optimal performance at different applications
- Temperature range: -45°F to 800°(with bronze bearing)
- Extra thick walled, heavy-duty core, hub and tread face
- Tensile Strength of 45,000 PSI
- Slightly crowned tread

CD WHEELS • CAPACITY 10000

CD10LR71



CD40JR04



Wheel Diameter	Tread Width	Hub Length	Lead Capacity	Bore I.D.	Replace ** with desired bearing code					Part Number
					Roller BRG	Tapered Roller BRG	Sealed Ball BRG	Delrin BRG	Bronze BRG	
4"	2"	2-3/16"	1500	1-3/16"						CD40JR84
		2-7/16"		1/2"	92~		60	12,56		CD40JR**
				5/8"	02					
				3/4"	04,09			11,57	B1, B5	
5"	2"	2-3/16"	1500	1-3/16"						CD50JR84
		2-7/16"		1/2"	92~		60	12,56		CD50JR**
				5/8"	02					
				3/4"	04,09			11,57	B1, B5	

Wheel Diameter	Tread Width	Hub Length	Lead Capacity	Bore I.D.	Replace ** with desired bearing code					Part Number
					Roller BRG	Tapered Roller BRG	Sealed Ball BRG	Delrin BRG	Bronze BRG	
6"	2"	2-3/16"	2000	1-3/16"						CD60JR84
		2-7/16"		1/2"	92~		60	12,56		CD60JR**
				5/8"	02					
				3/4"	04,09			11,57	B1, B5	
6"	2"	2-7/16"	2000	3/4"		70			CD60JR70	
6"	2"	2-7/16"	2000	1/2"		73			CD60JR73	
6"	2-1/2"	2-3/4"	3500	1-15/16"						CD60KR85
		3"		3/4"	93~		89		CD60KR**	
				1"	23			B7		
				1-1/4"	25					
6"	2-1/2"	3"	3500	1"		71			CD60KR71	
6"	2-1/2"	3"	3500	3/4"		70			CD60KR70	
6"	2-1/2"	3-1/4"	3500	1-15/16"						CD60QR85
		3-1/2"		3/4"	93~		69		CD60QR**	
				1"	24		71P	B8		
				1-1/4"	26					
6"	3"	3-1/4"	6000	1-15/16"						CD60LR85
		3-1/2"		3/4"	93~		69		CD60LR**	
				1"	24		71P	B8		
				1-1/4"	26					
6"	3"	3-1/2"	10000	3/4"			5P		CD60LR5P	
6"	3"	3-1/2"	10000	3/4"		70			CD60LR70	
6"	3"	3-1/2"	10000	1"		71			CD60LR71	
8"	2"	2-3/16"	2000	1-3/16"						CD80JR84
		2-7/16"		1/2"	92~		60	12,56	CD80JR**	
				5/8"	02					
				3/4"	04,09			11,57		B1, B5
8"	2"	2-7/16"	2000	3/4"		70			CD80JR70	
8"	2-1/2"	2-3/4"	4000	1-15/16"						CD80KR85
		3"		3/4"	93~		89		CD80KR**	
				1"	23			B7		
				1-1/4"	25					
8"	2-1/2"	3-1/4"	4000	1-15/16"						CD80QR85
		3-1/2"		3/4"	93~		69		CD80QR**	
				1"	24		71P	B8		
				1-1/4"	26					
8"	2-1/2"	3"	4000	3/4"		70			CD80KR70	
8"	3"	3-1/4"	6000	1-15/16"						CD80LR85
		3-1/2"		3/4"	93~		69		CD80LR**	
				1"	24		71P	B8		
				1-1/4"	26					
8"	3"	3-1/2"	10000	3/4"		70			CD80LR70	
8"	3"	3-1/2"	10000	1"		71			CD80LR71	
10"	3"	3-1/4"	7000	1-15/16"						CD10LR85
		3-1/2"		3/4"	93~		69		CD10LR**	
				1"	24		71P	B8		
				1-1/4"	26					
10"	3"	3-1/2"	10000	3/4"		70			CD10LR70	
10"	3"	3-1/2"	10000	1"		71			CD10LR71	
12"	3"	3-1/4"	8000	1-15/16"						CD12LR85
		3-1/2"		3/4"	93~		69		CD12LR**	
				1"	24		71P	B8		
				1-1/4"	26					
12"	3"	3-1/2"	10000	3/4"		70			CD12LR70	
12"	3"	3-1/2"	10000	1"		71			CD12LR71	

~including  
spanner  
bushing

# DROP FORGED STEEL

- Variety of bearing options for optimal performance at different applications
- Temperature range: up to 1,300 °F with bronze bearing
- Drop forged from ASTM1045 high carbon steel
- Tensile strength of 60,000PSI
- Hardness: Rockwell 89-93 B



FS80NX33



FS12LS74



FS WHEELS • CAPACITY 20000

Wheel Diameter	Tread Width	Hub Length	Load Capacity	Bore I.D.	Tread Patter(+)	Replace ** with desired bearing code					Part Number
						Roller BRG	Tapered Roller BRG	Prec. Ball BRG	Delrin BRG	Bronze BRG	
4*	2" (Straight-sided)	2"	2500	1-3/16"	Flat						MS40JS84
		2-1/4"		1/2"		92~		12, 56		MS40JS**	
				5/8"		02					
				3/4"		04,09		11, 57	B1, B5		
4"	3"	3-1/4"	6000	1-15/16"	Flat						FS40LS85
		3-1/2"		3/4"		93~		69		FS40LS**	
				1"		24		71P	58		B8
				1-1/4"		26					
5"	2"	2-3/16"	2500	1-3/16"	Flat						FS50JS84
		2-7/16"		1/2"		92~		60	12, 56		FS50JS**
				5/8"		02					
				3/4"		04,09		11, 57	B1, B5		

Wheel Diameter	Tread Width	Hub Length	Load Capacity	Bore I.D.	Tread Pattern(+)	Replace ** with desired bearing code					Part Number
						Roller BRG	Tapered Roller BRG	Prec. Ball BRG	Delrin BRG	Bronze BRG	
6"	2"	2-3/16"	2500	1-3/16"	Flat						FS60JS84
		2-7/16"		1/2"		92~		60	12, 56		FS60JS**
				5/8"		02					
				3/4"		04,09			11, 57	B1, B5	
6"	2"	2-3/16"	8000	45mm	Flat					FS60JS45	
6"	2"	2-7/16"	3000	1/2"	Flat			63			FS60JS63
6"	2"	2-7/16"	3000	3/4"	Flat		70				FS60JS70
6"	2"	2-7/16"	4000	1/2"	Crown			4P			FS60JS4P
6"	3"	3-1/4"	8000	1-15/16"	Flat						FS60LS85
		3-1/2"		3/4"	Flat	93~		69			FS60LS**
				1"	Flat	24		71P	58	B8	
				1-1/4"	Flat	26					
				3/4"	Flat			65			
6"	3"	3-1/2"	8000	3/4"	Flat		79			FS60LS79	
6"	3"	3-1/2"	12000	3/4"	Flat		74			FS60LS74	
6"	3"	3-1/2"	13000	1-1/4"	Flat		71	7P			FS60LS**
6"	3"	3-1/2"	11000	1"	Flat						FS60LS**
6"	3"	3-1/4"	9000	2-7/16"	Flat						FS60LS86
		3-1/2"		1"		94~					FS60LS94
				1-1/4"		27					FS60LS27
				1-1/2"		28					FS60LS28
				3-1/2"		13000	3/4"	Crown		5P	
6"	3"	3-1/2"	12000	1"	Crown		71			FS60LX71	
8"	2"	2-3/16"	3000	1-3/16"	Flat						FS80JS84
		2-7/16"		1/2"		92~		60	12, 56		FS80JS**
				5/8"		02					
				3/4"		04,09			11, 57	B1, B5	
8"	2"	2-7/16"	3000	1/2"	Flat			63			FS80JS63
8"	2"	2-7/16"	4000	3/4"	Flat		70				FS80JS70
8"	2"	2-7/16"	4000	1/2"	Flat		73				FS80JS73
8"	2"	2-7/16"	4000	1/2"	Crown			4P			FS80JX4P
8"	3"	3-1/4"	8000	1-15/16"	Flat						FS80LS85
		3-1/2"		3/4"	Flat	93~		69			FS80LS**
				1"	Flat	24		71P	58	B8	
				1-1/4"	Flat	26					
				3-1/2"	8000	3/4"	Flat		65		
8"	3"	3-1/2"	8000	3/4"	Flat		79			FS80LS79	
8"	3"	3-1/2"	12000	1"	Flat		71			FS80LS71	
8"	3"	3-1/2"	12000	3/4"	Crown			5P			FS80LX5P
8"	3"	3-1/2"	12000	1"	Crown		71				FS80LX71
8"	4"	4-1/2"	11000	1-1/4"	Flat			68			FS80NS68
8"	4"	4-1/2"	20000	1-1/4"	Flat		74				FS80NS74
8"	4"	4-1/2"	18000	1"	Crown			7P			FS80NX7P
				1-1/4"			9P			FS80NX9P	
				1-15/16"		Flat					FS10LS85
10"	3"	3-1/4"	8000	1-15/16"	Flat						FS10LS85
		3-1/2"		3/4"	Flat	93~		69			FS10LS**
				1"	Flat	24		71P	58	B8	
				1-1/4"	Flat	26					
10"	3"	3-1/2"	8000	1"	Flat					FS10LS66	
10"	3"	3-1/2"	8000	3/4"	Flat		70				FS10LS70
10"	3"	3-1/2"	12000	1"	Flat		71				FS10LS71
10"	3"	3-1/2"	10000	3/4"	Crown			5P			FS10LX5P
10"	3"	3-1/2"	12000	1"	Crown		71				FS10LX71
10"	4"	4-1/2"	20000	1-1/4"	Flat		74				FS10NS74
10"	4"	4-1/2"	18000	1-1/4"	Flat			8P			FS10NS8P
10"	4"	4-1/2"	18000	1"	Crown			7P			FS10NX7P
10"	4"	4-1/2"	18000	1-1/4"	Crown			8P			FS10NX8P
12"	3"	3-1/2"	12000	1"	Flat		71				FS12LS71
12"	3"	3-1/2"	15000	1-1/4"	Flat		74				FS12LS74
12"	4"	4-1/2"	20000	1-1/4"	Flat		74				FS12NS74

\*Machined Solid Steel Straight Sided 4x2 wheel

~including spanner bushing

# CAST IRON V-GROOVE

- V-Groove is precisely machined 90°, with relief groove
- Temperature range -45°F to +300°F
- Tensile strength of 30,000 PSI




Wheel Diameter	Tread Width	Hub Length	Load Capacity	Bore I.D.	Groove Width	Replace ** with desired bearing code				Part Number
						Rollger BRG	Sealed Ball BRG	Delrin BRG	Bronze BRG	
3"	1-1/4"	1-5/8"	350	1/2"	7/8"					VG30GT83
3"	1-1/2"	1-5/8"	375	1-3/16"	7/8"					VG30HT84
		1-7/8"		1/2"		92~	6M	12.56		VG30HT**
				5/8"		01				
4"	1-1/2"	1-5/8"	350	1-3/16"	7/8"					VG40HT84
		1-7/8"		1/2"		92~	6M	12.56		VG40HT**
				5/8"		01				
4"	2"	2-3/16"	600	1-3/16"	7/8"					VG40JT84
		2-7/16"		1/2"		92~	60	12.56		VG40JT**
				5/8"		02				
5"	2"	2-3/16"	900	1-3/16"	7/8"					VG50JT84
		2-7/16"		1/2"		92~	60	12.56		VG50JT**
				5/8"		02				
6"	2"	2-3/16"	1000	1-3/16"	7/8"					VG60JT84
		2-7/16"		1/2"		92~	60	12.56		VG60JT**
				5/8"		02				
6"	2-1/2"	2-3/4"	2500	1-15/16"	7/8"					VG60KT85
		3"		3/4"		93~	89			VG60KT**
				1"		23		58	B7	
6"	2-1/2"	3-1/4"	2500	1-15/16"	7/8"					VG60QT85
		3"		3/4"		93~	69			VG60QT**
				1"		24	71P		B8	
6"	3"	3-1/4"	3500	1-15/16"	7/8"					VG60LT85
		3"		3/4"		93~	69			VG60LT**
				1"		24	71P		B8	
6"	3"	3-1/4"	3500	1-15/16"	1-3/8"					VG60LW85
		3"		3/4"		93~	69			VG60LW**
				1"		24	71P		B8	
8"	2"	2-3/16"	1200	1-3/16"	7/8"					VG80JT84
		2-7/16"		1/2"		92~	60	12.56		VG80JT**
				5/8"		02				
8"	2-1/2"	2-3/4"	2500	1-15/16"	7/8"					VG80KT85
		3"		3/4"		93~	89			VG80KT**
				1"		23		58	B7	
8"	2-1/2"	3-1/4"	2500	1-15/16"	7/8"					VG80QT85
		3"		3/4"		93~	69			VG80QT**
				1"		24	71P		B8	
8"	3"	3-1/4"	3500	1-15/16"	7/8"					VG80LT85
		3"		3/4"		93~	69			VG80LT**
				1"		24	71P		B8	
8"	3"	3-1/4"	3500	1-15/16"	1-3/8"					VG80LW85
		3"		3/4"		93~	69			VG80LW**
				1"		24	71P		B8	
10"	3"	3-1/4"	3500	1-15/16"	7/8"					VG10LT85
		3"		3/4"		93~	69			VG10LT**
				1"		24	71P		B8	
10"	3"	3-1/4"	3500	1-15/16"	1-3/8"					VG10LW85
		3"		3/4"		93~	69			VG10LW**
				1"		24	71P		B8	

~including spanner bushing



# DUCTILE V-GROOVE

- 7/8" Groove width to fit 1" angle iron, 1-3/8" groove width to fit 1-1/2" angle iron
- Made out of Ductile Iron, Extra thick walled, Heavy-duty core, hub and tread
- Variety of bearing options for optimal performance at different application
- Temperature range: -45°F to 800°F (with bronze bearing)
- Precisely machined 90°V-Groove with relief groove
- Tensile Strength of 45,000PSI



Wheel Diameter	Tread Width	Hub Length	Load Capacity	Bore I.D.	Groove Width	Replace ** with desired bearings code					Part Number
						Roller BRG	Tapered Roller BRG	Sealed Ball BRG	Delrin BRG	Bronze BRG	
4"	1-1/2"	1-5/8"	1200	1-3/16"	7/8"			6M	12,56		DV40HT84
		1-7/8"		1/2"		03			DV40HT**		
				5/8"		04		11,57			
				3/4"							
4"	2"	2-3/16"	1500	1-3/16"	7/8"			60	12,56		DV40JT84
				1/2"		92~			DV40JT**		
				5/8"		02					
				3/4"		04,09		11,57	B1,B5		
6"	2"	2-3/16"	1500	1-3/16"	7/8"			60	12,56		DV60JT84
				1/2"		92~			DV60JT**		
				5/8"		02					
				3/4"		04,09		11,57	B1,B5		
6"	2"	2-7/16"	1500	1/2"	7/8"			63			DV60JT63
				1"							
6"	2-1/2"	2-3/4"	3500	1-15/16"	7/8"						DV60KT85
				3/4"		93~		89			
				1"		23			B7	DV60KT**	
				1-1/4"		25					
6"	2-1/2"	3"	3500	3/4"	7/8"		70			DV60KT70	
6"	2-1/2"	3"	3500	1"	7/8"		71			DV60KT71	
6"	2-1/2"	3-1/4"	3500	1-15/16"	7/8"						DV60QT85
				3/4"		93~		69			
				1"		24		71P	B8	DV60QT**	
				1-1/4"		26					
6"	3"	3-1/4"	5000	1-15/16"	7/8"						DV60LT85
				3/4"		93~		69			
				1"		24		71P	B8	DV60LT**	
				1-1/4"		26					
6"	3"	3-1/2"	5000	3/4"	7/8"		70			DV60LT70	
6"	3"	3-1/2"	5000	1"	7/8"		71			DV60LT71	
6"	3"	3-1/4"	5000	1-15/16"	1-3/8"						DV60LW85
				3/4"		93~		69			
				1"		24		71P	B8	DV60LW**	
				1-1/4"		26					
6"	3"	3-1/2"	5000	3/4"	1-3/8"		70			DV60LW70	
6"	3"	3-1/2"	5000	1"	1-3/8"		71			DV60LW71	
8"	2-1/2"	2-3/4"	3500	1-15/16"	7/8"						DV80KT85
				3/4"		93~		89			
				1"		23			B7	DV80KT**	
				1-1/4"		25					
8"	2-1/2"	3"	3500	3/4"	7/8"		70			DV80KT70	
8"	2-1/2"	3-1/4"	3500	1-15/16"	7/8"						DV80QT85
				3/4"		93~		69			
				1"		24		71P	B8	DV80QT**	
				1-1/4"		26					
8"	2-1/2"	3"	3500	3/4"	7/8"		70			DV80QT70	
8"	3"	3-1/4"	5000	1-15/16"	7/8"						DV80LT85
				3/4"		93~		69			
				1"		24		71P	B8	DV80LT**	
				1-1/4"		26					
8"	3"	3-1/2"	5000	3/4"	7/8"		70			DV80LT70	
8"	3"	3-1/2"	5000	1"	7/8"		71			DV80LT71	
8"	3"	3-1/4"	5000	1-15/16"	1-3/8"						DV80LW85
				3/4"		93~		69			
				1"		24		71P	B8	DV80LW**	
				1-1/4"		26					
8"	3"	3-1/2"	5000	3/4"	1-3/8"		70			DV80LW70	
8"	3"	3-1/2"	5000	1"	1-3/8"		71			DV80LW71	
10"	3"	3-1/4"	7000	1-15/16"	7/8"						DV10LT85
				3/4"		93~		69			
				1"		24		71P	B8	DV10LT**	
				1-1/4"		26					
10"	3"	3-1/2"	7000	3/4"	7/8"		70			DV10LT70	
10"	3"	3-1/2"	7000	1"	7/8"		71			DV10LT71	
10"	3"	3-1/4"	7000	1-15/16"	1-3/8"						DV10LW85
				3/4"		93~		69			
				1"		24		71P	B8	DV10LW**	
				1-1/4"		26					
10"	3"	3-1/2"	7000	3/4"	1-3/8"		70			DV10LW70	

~ includes spanner

# FORGED AND SOLID STEEL V-GROOVE WHEEL

- 1-3/8" Groove fits 1-1/2" angle iron, 1-3/4" groove fits 1-3/4" to 2" angle iron
- Variety of bearing options for optimal performance at different applications
- Precisely machined 90° V-Groove with relief groove
- Temperature range: up to 1,300° with bronze bearing
- Drop forged from ASTM1045 high carbon steel
- Hardness: Rockwell B 89-93
- Tensile strength of 70,000PSI



SV WHEELS • CAPACITY 15000

Wheel Diameter	Tread Width	Hub Length	Load Capacity	Bore I.D.	Groove Width	Replace ** with desired bearing code				Part Number
						Roller BRG	Tapered Roller BRG	Sealed Ball BRG	Bronze BRG	
4"	1-13/16"	2"	3000	1-3/16"	7/8"					SV40IT84
				3/4"		36		B1,B5	SV40IT**	
				1/2"			60		SV40JI60	
4"	1-13/16"	2"	3000	1/2"	7/8"			14		SV40JI14
				5/8"			19		SV40JI19	
6"	1-13/16"	2"	5000	1/2"	7/8"		60	14		SV60JI14
				5/8"			19		SV60JI19	
6"	1-13/16"	2"	5000	1-3/16"	7/8"					SV60JI84
				3/4"		04		B1,B5	SV60JI**	
				1/2"			60		SV60JI60	
6"	3"	3-1/4"	7000	1-15/16"	1-3/8"					FV60LW85
		3-1/2"		93~			69	FV60LW**		
		1"		24			71P		B8	
		1-1/4"		26						
6"	3"	3-1/2"	10000	1"	1-3/8"		71			FV60LW71
				1-1/4"			74		FV60LW74	
				1"				7P	FV60LW7P	
8"	2"	3-1/2"	6000	1-3/16"	1-3/8"					FV80JT84
				3/4"		04		B1,B5	FV80JT**	
				1/2"				60	FV80JT60	
8"	3"	3-1/2"	10000	3/4"	1-3/8"					FV80LW**
				1-15/16"					FV80LW85	
				3-1/2"		93~		69	FV80LW**	
				1"		24		71P		B8
1-1/4"	26									
8"	3"	3-1/4"	8000	2-7/16"	1-3/8"					FV80LW86
		3-1/2"		94~				FV80LW**		
		1"		27						
		1-1/4"		28						
1-1/2"										
8"	3"	3-1/2"	10000	1"	1-3/8"		71			FV80LW71
8"	4"	4-1/2"	10000	1-1/4"	1-3/8"		74			FV80NW74
		4-1/4"		1-1/2"	1-3/4"	33				FV80NX33
10"	3"	3-1/2"	12000	1-1/4"	1-3/8"		74			FV10LW74
10"	4"	4-1/4"	15000	1-1/4"	1-3/4"		74			FV10NX74

# Single Flanged WHEEL

- Machined flanged and tread for exceptionally low rolling resistance
- Equipped with precision ball bearings, and grease fitting
- Made of different material for a variety of applications

FT: Forged steel machined

Temperature Range -150°F to 1200°F (with bronze bearing)

FC: Cast iron with excellent rolling resistance

Temperature Range -150°F to 600°F (with bronze bearing)

FN: Compressed cast nylon with high impact resistance and best friction resistance, lowest operating noise

Temperature Range -15°F to 175°F

FT35635

FC8L8034

FN6J5012



Wheel Diameter Excluding Flange	Wheel Diameter Including Flange	Wheel width Including Flange	Wheel width Excluding Flange	Hub Length	Load Capacity	Bore I.D.	Part No.	Bearings	Qty of Bearings
A	C	J	K	H					
3 1/2"	4-1/8"	1 7/16"	1 7/8"	2 1/2"	2200	1/2"	FT3J3012	6203	2
4"	5"	1-25/32"	1-13/32"	2-7/16"	3000	1/2"	FC4J504P	6205	2
5"	6"	1-25/32"	1-13/32"	2-7/16"	2000	1/2"	FC5J504P	6205	2
6"	6-7/8"	1-25/32"	1-13/32"	2-7/16"	2500	1/2"	FC6J504P	6205	2
8"	9"	1-25/32"	1-13/32"	2-7/16"	3000	1/2"	FC8J504P	6205	2
8"	9"	3-1/8"	2-11/32"	3-1/2"	6000	3/4"	FC8L805P	6205	4
8"	9"	3-1/8"	2-11/32"	3-1/2"	6000	1"	FC8L8P10	6208	4
3-1/2"	4-1/8"	1-7/16"	1-7/8"	2 7/16"	2200	1/2"	FN3J504P	6205	2
4"	5"	1-25/32"	1-13/32"	2-7/16"	2200	1/2"	FN4J504P	6205	2
5"	6"	1-25/32"	1-13/32"	2-7/16"	2200	1/2"	FN5J504P	6205	2
6"	6-7/8"	1-25/32"	1-13/32"	2-7/16"	2200	1/2"	FN6J504P	6205	2
8"	9"	1-25/32"	1-13/32"	2-7/16"	2200	1/2"	FN8L5P4P	6205	2
8"	9"	3-1/8"	2-11/32"	3-1/2"	5000	3/4"	FN8L8P5P	6205	4
8"	9"	3-1/8"	2-11/32"	3-1/2"	5500	1"	FN8L8P10	6208	4
8"	9"	3-1/8"	2-11/32"	3-1/2"	5500	1-1/4"	FN8L908P	6208	4

## FOAM-FILLED PNEUMATIC WHEEL

- Micro-cellular polyurethane foam filled in the tire
- Flat free and excellent wearing resistance

**FF6C5TP3**

**FF0D4OP2**



Wheel Diameter	Tire Size/Type	Load Cap.	Tread Pattern	Ply	Hub Length	Hub Design	Hub type	Bore I.D.	Color Tire/Rim	Bearing Type	Part #
6.2"	2"	200	Saw tooth	4	2-1/2"	Centered	2	1/2"	Black/Zinc	Sealed Ball Bearing	FF60JB60
8.5"	280-4	220	Saw tooth	4	3-3/16"	Centered	3	3/4"	Black/Zinc	Sealed Ball Bearing	FF8A4CP3
10"	4.10/3.50-4	350	Saw tooth	4	4"	Centered	3	3/4"	Black/Zinc	Sealed Ball Bearing	FF0D4CP3
10"	4.10/3.50-4	350	Saw tooth	4	2-1/4"	Offset	3	5/8"	Black/Zinc	Sealed Ball Bearing	FF0D4OP2
10"	4.10/3.50-4	350	Saw tooth	4	2-1/4"	Offset	3	3/4"	Black/Zinc	Sealed Ball Bearing	FF0D4OP3
12"	4.10/3.50-6	500	Saw tooth	4	4"	Centered	1	3/4"	Black/White	Sealed Ball Bearing	FF2D6TP3
12"	4.10/3.50-6	500	Saw tooth	6	4"	Centered	1	3/4"	Black/White	Sealed Ball Bearing	FP2D6TP3
15.4"	4.80/3.50-6	650	Stud	6	3"	Centered	1	3/4"	Black/White	Sealed Ball Bearing	FF6C5TP3

## GRAY FOAM-FILLED PNEUMATIC

- Available in zinc, brass and different color coating steel rim
- Butyl rubber inner tube for longer air inflation

**FF8F4Y53**



Wheel Diameter	Tire Size/Type	Load Cap.	Tread Pattern	Ply	Air Pressure	Hub Length	Hub Design	Hub type	Bore I.D.	Color Tire/Rim	Bearing Type	Part #
8.5"	280-4	220	Saw tooth	4	50	3-3/16"	Centered	3	3/4"	Gray/Zinc	Sealed Ball Bearing	FF8A4Y53
9"	280-4	220	Saw tooth	4	50	3-3/16"	Centered	3	3/4"	Gray/Zinc	Flanged Ball Bearing	FF8G4Y53
10"	4.10/3.50-4	350	Saw tooth	4	50	4"	Centered	3	3/4"	Gray/Zinc	Flanged Ball Bearing	FF0D4Y53

## GRAY PNEUMATIC

- Available in zinc, brass and different color coating steel rim
- Butyl rubber inner tube for longer air inflation

FP5B4Y53

FP0D4Y53



Wheel Diameter	Tire Size/Type	Load Cap.	Tread Pattern	Ply	Air Pressure	Hub Length	Hub Design	Hub type	Bore I.D.	Color Tire/Rim	Bearing Type	Part #
8.5"	250-4	220	lug	4	50	3"	Centered	3	1-3/8"	Gray/Zinc		FP5B4Y95
						3-1/4"			1/2"	Gray/Zinc	Sealed Ball Bearing	FP5B4YP1
									5/8"	Gray/Zinc	Sealed Ball Bearing	FP5B4YP2
									3/4"	Gray/Zinc	Sealed Ball Bearing	FP5B4YP3
8.5"	280-4	220	Saw tooth	4	50	3-3/16"	Centered	3	3/4"	Gray/Zinc	Sealed Ball Bearing	FP8A4Y53
9"	280-4	220	Saw tooth	4	50	3-3/16"	Centered	3	3/4"	Gray/Zinc	Flanged Ball Bearing	FF8F4Y53
9"	280-4	220	Saw tooth	4	50	2-1/4"	Offset	3	1/2"	Gray/Zinc	Flanged Ball Bearing	FF8F4D51
9"	280-4	220	Saw tooth	4	50	3-3/16"	Centered	3	3/4"	Gray/Brass	Sealed Ball Bearing	FP8F4FP3
10"	4.10/3.50-4	350	Saw tooth	4	50	4"	Centered	3	3/4"	Gray/Zinc	Flanged Ball Bearing	FP0D4Y53

## BLACK POLYURETHANE FILLED PNEUMATIC

- Polyurethane resin is pumped into pneumatic tire to replace air with a resilient
- Powder coated steel rim

FU80WC38



Wheel Diameter	Tire Size/Type	Load Cap.	Tread Pattern	Ply	Hub Length	Hub Design	Rim	Bore I.D.	Color Tire/Rim	Bearing Type	Part #
8.5"	280-4	220	Saw tooth	4	3-3/16"	Centered	1	3/4"	Black/white	Sealed Ball Bearing	FU8A4CP3
										Roller Bearings	FU8A4C38
10"	4.10/3.50-4	350	Saw tooth	4	4"	Centered	1	3/4"	Black/white	Flanged Ball Bearing	FU0D4CP3
										Roller Bearings	FU0D4C40

# BLACK PNEUMATIC

- Available in zinc, brass and different color coating steel rim
- Butyl rubber inner tube for longer air inflation

FP6C6TP3

FP0D4O52

FP0D4W52

FP8F4FP3



Wheel Dai	Tire Size/Type	Load Cap.	Tread Pattern	Ply	Air Pressure	Hub Length	Hub Design	Hub type	Bore I.D.	Color-Tire/Rim	Bearing Type	Part #
6.2"	2"	200	Sawtooth	4	30	2-1/2	Centered	2	1/2"	Black/Zinc	Sealed Ball Bearing	FP60JB60
6.2"	2"	200	Sawtooth	4	30	2-1/4"	Offset	2	1/2"	Black/Zinc	Sealed Ball Bearing	FP60JO60
8.5"	250-4	220	lug	4	50	2-1/2	Centered	3	3/4"	Black/Zinc	Sealed Ball Bearing	FP5B1CP3
											Flanged Ball Bearing	FP5B1C53
8.5"	280-4	220	Sawtooth	4	50	3-3/16"	Centered	3	1/2"	Black/Zinc	Flanged Ball Bearing	FP8A4C51
								1/2"	Sealed Ball Bearing		FP8A4CP1	
								5/8"	Sealed Ball Bearing		FP8A4CP2	
								3/4"	Sealed Ball Bearing		FP8A4CP3	
8.5"	284-4	220	Sawtooth	4	50	3-3/16"	Centered	3	3/4"	Black/Brass	Sealed Ball Bearing	FP8F4FP3
9"	280-4	250	Sawtooth	4	50	3-3/16"	Centered	3	1-3/8"	Black/Zinc	Plain bore	FP8F4C95
								1/2"	Sealed Ball Bearing		FP8F4CP1	
								3/4"	Sealed Ball Bearing		FP8F4CP3	
								3/4"	Roller		FP8F4C38	
9"	280-4	250	Sawtooth	4	50	2-1/4"	Offset	3	5/8"	Black/Zinc	Sealed Ball Bearing	FP8F4OP2
9"	280-4	250	Sawtooth	4	50	2-1/4"	Offset	3	5/8"	Black/Brass	Sealed Ball Bearing	FP8F4OP2
10"	4.10/3.50-4	350	Sawtooth	4	50	4"	Centered	3	1/2"	Black/Zinc	Flanged Ball Bearing	FP0D4C51
								3/4"	Flanged Ball Bearing		FP0D4C53	
								3/4"	Sealed Ball Bearing		FP0D4CP3	
								3/4"	Roller		FP0D4C40	
10"	4.10/3.50-4	350	Sawtooth	4	50	2-1/4"	Offset	3	1-3/8"	Black/Zinc	Plain bore	FP0D4O95
								5/8"	Flanged Ball Bearing		FP0D4O52	
								3/4"	Flanged Ball Bearing		FP0D4O53	
								1/2"	Sealed Ball Bearing		FP0D4OP1	
								5/8"	Sealed Ball Bearing		FP0D4OP2	
								3/4"	Sealed Ball Bearing		FP0D4OP3	
10"	4.10/3.50-4	350	Sawtooth	4	50	1.85"	Centered	3	5/8"	Black/Zinc	Sealed Ball Bearing	FP0D4SP2
10"	4.10/3.50-4	350	Sawtooth	4	50	2-1/4"	Offset	1	5/8"	Black/White	Flanged Ball Bearing	FP0D4W52
10.4"	4.10/3.50-4	350	Sawtooth2	4	50	2-1/4"	Offset	1	5/8"	Black/Almond	Sealed Ball Bearing	FP0E4E52
10"	4.10/3.50-4	350	Sawtooth	4	50	3-1/4"	Centered	1	1-3/8"	Black/Gray	Sealed Ball Bearing	FP0D4K95
								1/2"	Sealed Ball Bearing		FP0D4KP1	
								5/8"	Sealed Ball Bearing		FP0D4KP2	
								3/4"	Sealed Ball Bearing		FP0D4KP3	
10"	4.10/3.50-4	500	Sawtooth	4	50	2-1/4"	Offset	3	1-3/8"	Black/Zinc	Plain bore	FP0H4O95
								1/2"	Sealed Ball Bearing		FP0H4OP1	
								5/8"	Sealed Ball Bearing		FP0H4OP2	
								3/4"	Sealed Ball Bearing		FP0H4OP3	
10"	4.10/3.50-4	500	Sawtooth	4	50	4"	Centered	3	1-3/8"	Black/Zinc	Plain bore	FP0H4C95
								1/2"	Sealed Ball Bearing		FP0H4CP1	
								5/8"	Sealed Ball Bearing		FP0H4CP2	
								3/4"	Sealed Ball Bearing		FP0H4CP3	
10"	4.10/3.50-4	350	Knobby	4	50	4"	Centered	1	3/4"	Black/Black	Sealed Ball Bearing	FP0P4CP3
10"	4.10/3.50-4	350	Knobby	4	50	4"	Offset	1		Black/White	Sealed Ball Bearing	FP0P4OP2
11.75"	13x6.5-6	320	Ribbed	4	30	3-1/4"	Offset	1	5/8"	Black/White	Sealed Ball Bearing	FP13R4P2
12"	4.10/3.50-6	500	Sawtooth	6	85	4"	Centered	1	3/4"	Black/White	Sealed Ball Bearing	FP2D6TP3
12"	4.10/3.50-6	500	Sawtooth	6	85	3-1/4"	Offset	1	3/4"	Black/Gray	Sealed Ball Bearing	FP2D6OP3
15.4"	4.80/3.50-6	650	Stud	6	50	3"	Centered	1	3/4"	Black/White	Sealed Ball Bearing	FP6C6TP3

# EVER-ROLL™

- Available in Black and Gray tire, Zinc and Brass plated rim
- Made from closed cell Micro-cellular polyurethane foam
- Available in 3-pcs and 1-pcs metal hub
- Flat-Free and smooth cushioned ride
- Sawtooth tread



Wheel Diameter	Tire Width	Hub Length	Hub Design	Load Capacity	Color	Tire Pattern	Rim Design	Bore I.D.	Replace ** with desired bearing code			Part #
									Roller BRG	Ball BRG	Sealed Ball BRG	
6"	2"	2-1/4"	Centered	150	Black/Zinc	Saw Tooth	2	1/2"		60		ER60JB60
6"	2"	2-1/4"	Centered	150	Gray/Zinc	Saw Tooth	2	1/2"		60		ER60JI60
6.25"	3"	3"	Centered	150	Black/White	Saw Tooth	2	3/4"	38			ER60LW38
8.1"	2"	2-3/8"	Centered	275	Black/Zinc	Saw Tooth	2	1/2"		51		ER80JB51
								5/8"		52		ER80JB52
								3/4"		53		ER80JB53
8"	3"	3-3/16"	Centered	275	Black/Gray	Saw Tooth	Plastic	3/4"		53		ER80CT53
8"	3"	3-3/16"	Centered	275	Black/Black	Saw Tooth	Plastic	1-3/8"				ER80CL95
								1/2"		51	P1	ER80CL**
								5/8"		52	P2	
								3/4"		53	P3	
8.9"	2-15/16"	3"	Centered	250	Black/Zinc	Saw Tooth	3	1-3/8"				ER80BC95
		3-3/16"						1/2"		51	P1	ER80BC**
								5/8"		52	P2	
								3/4"		53	P3	
8.9"	2-15/16"	3"	Centered	250	Gray/Zinc	Saw Tooth	3	1-3/8"				ER80GC95
		3-3/16"						1/2"		51	P1	ER80GC**
								5/8"		52	P2	
								3/4"		53	P3	
8.9"	2-15/16"	2-1/4"	Offset	250	Black/Zinc	Saw Tooth	3	5/8"		52	P2	ER80BO**
8.5"	2-1/2"	3-1/8"	Centered	250	Black/Zinc	Saw Tooth	3	3/4"		53		ER8ABC53
10.2"	3-1/8"	4"	Centered	280	Black/Zinc	Saw Tooth	3	1/2"		51	P1	ER10BC**
								3/4"		53	P3	
10.2"	3-7/16"	2"	Offset	280	Black/Gray	Saw Tooth	1	1-3/8"				ER10BO95
		2-1/4"						5/8"			P2	ER10BOP2
10.2"	3-1/8"	2-1/4"	Offset	280	Black/Zinc	Saw Tooth	3	5/8"			P2	ER10BOP2-3
10.2"	3-1/8"	2-1/4"	Offset	280	Black/Zinc	Saw Tooth	3	3/4"			P3	ER10BOP3
10.5"	3-1/4"	3-1/4"	Centered	280	Black/Gray	Saw Tooth	Plastic	3/4"		53		ER10CT53
10.2"	3-1/8"	4"	Centered	280	Black/White	Saw Tooth	1	1/2"			P1	ER10CWP1
10.2"	3-1/8"	4"	Centered	280	Black/White	Saw Tooth	1	5/8"		52		ER10CW52
10.2"	3-1/8"	4"	Centered	280	Black/White	Saw Tooth	1	3/4"			P3	ER10CWP3
10.5"	3-1/4"	2-1/4"	Offset	280	Black/Gray	Saw Tooth	Plastic	5/8"		52	P2	ER10OT**
12"	1-3/4"	2-3/8"	Centered	150	Black/Black	Smooth	Plastic	1/2"		51		ER12IB51
12"	2-1/2"	2"	Centered	300	Black/Black	Stud	Plastic	1/2"			PB12	ER12KBPB12
11.75"	5"	5"	Centered	400	Black/White	Turf	1	5/8"		52		ER13BC52
13"	5"	5"	Centered	400	Black/White	Sawtooth	1	5/8"		52		ER13CWP3
15.5"	3-3/4"	3"	Centered	520	Black/White	Rib	1	3/4"			P3	ER16BCP3
16"	3-3/4"	3"	Centered	520	Black/White	Stud	1	3/4"			P3	ER16BBP3

\*The Ever-Roll is not designed to sit with load.

1 = 1-PC welded  
 2 = 2-PC Bolt together  
 3 = 3-PC bolt together

## ELASTORIDE™

- Balloon cushion rubber press on polyolefin core
- Light weight while excellent impact resistance
- Temperature range -40° F to +180° F
- Offset Hub for easy installation
- Non-marking Black or Gray tire
- Never deflate
- Shore A 75-80



Wheel Diameter	Tread Width	Offset Hub Length	Load Capacity	Bore I.D.	Color (tire/core)	Replace ** with Bearing Code		Part Number
						Flanged Ball BRG	Sealed Ball BRG	
8"	2"	2-1/4"	250	1-3/8"	Gray/Gray			RT80JI95
				1/2"		51	P1	RT80JI**
				5/8"		52	P2	
				3/4"		53	P3	
8"	2"	2-1/4"	250	1-3/8"	Black/Gray			RT80JZ95
				1/2"		51	P1	RT80JZ**
				5/8"		52	P2	
				3/4"		53	P3	
10"	2"	2-1/4"	300	1-3/8"	Gray/Gray			RT10JI95
				1/2"		51	P1	RT10JI**
				5/8"		52	P2	
				3/4"		53	P3	
10"	2"	2-1/4"	300	1-3/8"	Black/Gray			RT10JZ95
				1/2"		51	P1	RT10JZ**
				5/8"		52	P2	
				3/4"		53	P3	
10"	2"	2-1/4"	300	1-3/8"	Black/Black			RT10JB95
				1/2"		51	P1	RT10JB**
				5/8"		52	P2	
				3/4"		53	P3	

## SEMI-PNEUMATIC with Metal Hub

- Zero pressure tire pressed in a bolted steel rim
- Temperature range: -20° F to 200° F
- Durometer: Shore A 80(+/- 5)

SN80HO52



Wheel Diameter	Tread Width	Hub Length	Hub Design	Weight Capacity	Bore I.D.	Hub Color	Part #
8"	1-5/8"	1-17/64"	Offset	350	5/8" (steel Insert)	GRAY-PLASTIC	SN80HOM2
10"	1-3/4"	2"	Offset	150	1/2"	Tin	SN10EM51
10"	2-3/4"	3-1/16"	Center	550	3/4"	Zinc	SN10UTP3
10"	2-3/4"	2-1/4"	Offset	550	5/8"	Zinc	SN10UMP2
10"	2-3/4"	2-1/4"	Offset	550	3/4"	Zinc	SN10UMP3



# ECO-RUBBER™

- Temperature Range -20°F to +160° F (Intermittent -40°F to +212° F)
- Wide and soft tread is ideal for rolling on grass and dirt, etc...
- High-Impact resistance polymer core
- Solid rubber tread




Wheel Diameter	Tread Width	Hub Length	Hub Design	Load Capacity	Bore I.D.	Replace ** with desired bearing code		Part Number
						Flanged Ball BRG	Sealed Ball BRG	
6"	2"	2-1/2"	Centered	350	1/2"	51		SN60JB51
					5/8"	52		SN60JB52
					3/4"	53		SN60JB53
7"	2"	2-1/4"	Centered	400	3/4"	53		SN70UC53
8"	2"	2-1/8"	Offset-waffle	450	1/2"		P1	SN80COP1
					5/8"		P2	SN80COP2
					5/8"		P3	SN80CO52
8"	2-1/4"	2-1/2"	Centered	450	1/2"	51		SN80UC51
					5/8"	52		SN80UC52
					3/4"	53	P3	SN80UC**
8"	2-1/4"	2-1/4"	Offset	450	1/2"	51	P1	SN80UO**
					5/8"	52	P2	
					3/4"	53	P3	
10"	2"	1-5/8"	Offset	500	5/8"	52		SN10JN52
10"	2"	2-1/4"	Centered	500	5/8"	52		SN10JC52
					3/4"	53		SN10JC53
10"	2-3/4"	3-1/4"	Centered	650	1/2"		P1	SN10UC**
					5/8"	52		
					3/4"	53	P3	
10"	2-3/4"	2-1/4"	Offset	650	1/2"		P1	SN10UO**
					5/8"	52	P2	
					3/4"	53	P3	
12"	3"	3-1/4"	Centered	850	1-3/8"			SN12LC95
					5/8"	52	P2	SN12LC**
					3/4"	53	P3	
12"	3"	2-3/4"	Offset	850	1-3/8"			SN12LO95
					1/2"		P1	SN12LO**
					5/8"		P2	
					3/4"	P3	P3	



# DELTRIN & BRONZE BEARINGS


## DELTRIN BEARINGS

- Made out of low friction Polyamide
- Excellent for washing down application



## BRONZE BEARINGS

- Machined from C954 Tin Bronze, Tensile Strength 90,000 PSI
- Coefficient of Thermal Expansion 600°F
- Resistant to corrosion and wear



Bearing I.D.	Wheel Bore	Wheel Hub Length	Delrin Bearing		Bronze Bearing	
			2-pc Flanged	1-pc Type	2-pc Flange	1-pc Type
3/8"	29/32"	1-9/16"	DLBRG5APM			
3/8"	1-1/8"	1-9/16"	DLBRG55			
1/2"	15/16"	1-9/16"	DLBRG5A			
1/2"	1-1/8"	1-9/16"	DLBRG59			
1/2"	1-3/16"	1-5/8"		DLSPH12		
	1-3/16"	2-3/16"		DLSPJ12		
	1-3/16"	2-3/16"	DLRRG56			
1/2"	40mm	2-3/16"			BRBRG63	
5/8"	1-3/16"	2-3/16"	DLBRG51			
	1-3/16"	2-3/16"		DLSPJ13		
3/4"	1-3/16"	1-5/8"		DLSPH11		
	1-3/16"	2-3/16"	DLBRG57		BRBRG57*	BRBRG11
	1-3/16"	2-3/16"		DLSPJ11		
3/4"	62mm	3-1/4"			BRBRG66	
1"	1-15/16"	3-1/4" or 2-3/4"	DLBRG58			BRBRG78
1"	80mm	4-1/4"			BRBRG68	

\* Sintered Bronze  
Temperature 460 °F

# PRECISION BALL BEARINGS, TAPERED BEARINGS & TOP HAT BUSHINGS


- Precision Ball bearings reduce friction of the wheels and are perfect for smooth and clean floor.
- Tapered Precision Roller Bearings are capable of taking high radial loads and axial loads. High accuracy pressed steel cage controls roller position resulting in low heat generation at elevated speeds.



Wheel Width	Hub Length	Desired I.D.	Top Head Spanner	Tapered Precision Roller Bearings	Top Head Spanner	Precision Ball Bearings
1-1/4"	1-9/32"	3/8	THS991300			
			THS991700SS (Stainless)			
1-1/2"	1-5/8"	3/8"			SPSS61 (Straight)	PRBRG61
2"	2-3/16"	1/2"			THP632012	PRBRG63
			THS7012	TPBRG70		
					THS632712	PRBRG63
					THS633112SS (Stainless)	PRBRG63SS (Stainless)
					THS652012SS (Stainless)	PRBRG65SS (Stainless)
					THS652012	PRBRG65
					THS642712	PRBRG64
			THS643112SS (Stainless)	PRBRG64SS (Stainless)		
2.5"	2-3/4"	3/4"	N/A	TPBRG70		
					THS652534	PRBRG65
2.5"	3-1/4"	3/4"			THS653034	PRBRG65
3"	3-1/4"	3/4"			THS653034	PRBRG65
					THS6530SS (Stainless)	PRBRG65SS (Stainless)
			N/A	TPBRG70		
			THS7134	TPRBR71	THS67033400	PRBRG67
			THS7434	TPRBR74		
3"	3-1/4"	1"			THS67031000	PRBRG67
		1"			THS68100NXL	PRBRG68
4"	4-1/4"	1"	THS66301000		THS674010SS(Stainless)	PRBRG7S
			THS7410	TPRBR74	THS67401000	PRBRG67
		1-1/4"	N/A	TPRBR74	THS68401400	PRBRG68

\*Bearings must be installed and mounted in casters properly.

# SPANNER BUSHINGS




Bushing I.D.	Bushing O.D.	Bushing Length	Spanner Bushing Type		
			Steel Bushing	Stainless Bushing	Delrin Bushing
5/16"	3/8"	1"	SPMSKUZ		
		1-5/8"	SPMSKUL		
		1-11/16"	SPMSKUM		
5/16"	1/2"	1-1/2"	SPMSKKBK		
		1-5/8"	SPMSKBL		
		2-1/16"	SPMSKBA		
3/8"	12mm	1-11/16"		SPSSB61	
3/8"	20mm	40mm		SPSSBBC	
3/8"	1/2"	1-1/2"	SPMSBBS		
		1-9/16"		SPSSKUL	
		1-5/8"			SPDLQUL
		1.614"			SPDLBBG
		1-21/32"	SPMSBBL	SPSSBBL	SPDLBBL
		1-11/16"	SPMSBBB	SPSSBBB	SPDLBBB
		1.792"	SPMSB455		
		1-25/32"	SPMSBBD		
		1-15/16"	SPMSBBE		
		2-1/16"	SPMSBBA		
		2-1/8"	SPMSBBF		
3/8"	3/4"	1-11/16"	SPMSBRB		SPDLBRR
		1-7/8"	SPMSBRQ		
		2"	SPMSBRC		
		2-1/16"	SPMSBRA		
		2-7/16"	SPMSBRJ		
0.46"	5/8"	2-3/64"	SPMSER8		
1/2"	15mm	2-7/16"		SPSSI62	
1/2"	20mm	2-7/16"	SPS64HU		
1/2"	25mm	2"	SPMSIMC		
1/2"	5/8"	2-7/16"	SPMSISJ		
		2-1/4"	SPMSISN		
1/2"	3/4"	1-3/4"	SPMSIRB		
		1-7/8"	SPMSIRQ		SPDLIRQ
	3/4"	1.93"	SPMSIRF		
	3/4"	2"	SPMSIRA		
	3/4"	2-1/16"	SPMSIRC		
	3/4"	2-1/8"	SPMSIRH		
	3/4"	2-5/16"	SPMSIRD		
	3/4"	2-7/16"	SPMSIRJ	SPSSIRJ	SPDLIRJ
	Shoulder	2-7/16"	SPPSI62		
	3/4"	2-1/2"	SPMSIRK		
	3/4"	2-9/16"	SPMSIRM		
	3/4"	2-7/8"	SPMSIRG		
	3/4"	3"	SPMSIRE		
	3/4"	3-7/64"	SPMSI311		
	3/4"	3-1/4"	SPMSIRP		
	3/4"	3-9/32"	SPMSIRI		
	3/4"	3-3/8"	SPMSIRL		
	3/4"	3-5/8"	SPMSIRT		
	3/4"	3-11/16"	SPMSIRX		
	3/4"	3-31/32"	SPMSIRO		
3/4"	4-3/32"	SPMSIRR			
3/4"	4-1/4"	SPMSIRS			
1/2"	1"	3"	SPMSIJE		
5/8"	3/4"	1-7/8"	SPMSDRQ		
		2-7/16"	SPMSDRJ		
5/8"	25mm	2"	SPMSDMC		
3/4"	25mm	2"	SPMSEMC		
3/4"	1"	2-3/4"	SPMSEJD		
		3"	SPMSEJE		
		3-1/2"		SPSSEJK	
3/4"	1-1/4"	3-9/16"	SPMSEJK		
3/4"	1-1/4"	3-1/2"	SPMSEEK		
1"	1-1/4"	2-3/4"	SPMSFED		
		3"	SPMSFEE		
		3-9/16"	SPMSFEH		
		4-9/16"	SPMSFEI		
1-1/4"	1-1/2"	5-9/32"	SPMSFEZ		
1-1/4"	40mm	109mm	SPMSGFI		
1-1/4"	40mm	109mm	SPMS68S		



Axle O.D.	Axle Length	Zinc Plated				Stainless Steel			Brass Plated		Nickel Plated		Black Coated
		Plain Axle	Zerk Axle	Shoulder Plain Axle	Shoulder Zerk Axle	Plain Axle	Zerk Axle	Shoulder Axle	Zerk Axle	Shoulder Axle	Plain Axle	Zerk Axle	Black
1/4"	1-1/2"	APSG150											
5/16"	1-3/4"	APSF175											
	1-7/8"	APSF178											
	2"	APSF200											
	2-1/16"	APSF216											
	2-1/8"	APSF218											
	2-3/8"	APSF238	AZSF320										
	2-7/16"	APSF276											
	2-1/2"	APSF320											
	2-3/4"	APSF275											
3/8"	2-1/8"	APSA218	AZSA218	APSS218	AZSS218	APTA218	AZTA218						
	2-3/16"	APSA213											
	2-1/4"	APSA214	AZSA224			APTA224	AZTA224			PANA224	AZNA224		
	2-1/4"	APSA214TK											
	2-1/2"	APSA320	AZSA225		AZSS250		AZTA225					AZNA225	
	2-5/16"	APSA232	AZSA256				AZTA232						
	2-3/8"	APSA238	AZSA238			APTA225	AZTA238						
	2-7/16"	APSA276											
	2-3/4"	APSA275	AZSA275	APSS275									
1/2"	3"		AZSA300										
	3-1/4"	APSA325											
	2-1/2"	APSB250	AZSB250										
1/2"	2-3/4"	APSB275	AZSB308		AZSS275								
	2-3/4"	APSB234G8											
	3"	APSB300	AZSB300		AZSS300								
	3"	APSB300G8											
	3-1/2"	APSB312	AZSB312		AZSS312	APTB312	AZTB312	AZTS312	AZBB312	AXBB312			AZSB312-B
	3-1/2"	APSP312G8											
	3-1/4"	APSB314	AZSB314		AZSS314								
	3-3/16"	APSB316											
	3-3/4"	APSB375G8	AZSB375										
	3-3/8"		AZSB338										
1/2"	4"		AZSB400				AZTS400						
	4-1/2"		AZSB412						AZBB414				
	4-1/4"		AZSB414		AZSS425								
	4-3/8"	APSB438									APSB438YZ		
	4-3/4"		AZSB434		AZSS434								
1/2"	5"		AZSB500		AZSS500								
	5-1/2"		AZSB512										
1/2"	6-1/2"	APSB612											
1/2"	8-1/2"	APSB812											
5/8"	2-9/16"		AZSA320										
5/8"	3"					APTG183							
3/4"	4-1/4"	APSC414	AZSC414										
	4-3/4"		AZSC434										
3/4"	5"					APTC500							
	5"		AZSC500										
	5"		AZSC500CN										
	5-1/4"		AZSC514										
3/4"	9-9/16"	APSC916											
3/4"	14"	APSC140											
1"	5"	APSD500											
	5-1/2"	APSD512											
	9-9/16"	APSD916											
1-1/4"	6-1/2"	APSE612											
1-1/4"	12"	APSE120											

# RETAINER & THRUST WASHERS



Washer I.D.	Washer O.D.	Plastic Retainer	Plastic Combination	Flat Steel	Sintered Iron Combo	Sintered Stainless Combo	Steel w/ Neoprene	Stainless Flat Steel
1/4"	3/8"			FLT0310				
5/16"	3/8"			SPP5161				
8mm	11.8mm			FLTSP8409				
8.9mm	17.5mm			FLT0520				
3/8"	15mm			FLTRTA7				
	5/8"	PLTRT10						
	1"	PLTTW00						
10mm	1-3/16"			FLT0358				
	15mm			FLT0315				
	24mm			FLT1024				
13/32"	2"			FLTRD20				
1/2"	5/8"			FLTPAC				
	15/16"	PLTRT00		FLTRT5A				
	1"			FLTW12-37/38				
	1-1/16"			FLTRT01				
	1-3/16"	PLTRTA3		FLTRTA3				
13.7mm	1.3"			FLTRCAM				
	1-3/4"			FLTRTAC				
	30.5mm	PLTRB43		FLTRTRA				
14mm	32.6mm			WHSR1400				
15mm	20mm	PLT6202						
16mm	34mm	PLT6203						
5/8"	1-1/8"	PLTNM43						
	1-3/16"	PLTRTA8		FLTRTA8				
	1-3/8"			FLTRC10				
3/4"	1-3/16"	PLTRR11	PLTRT11	FLTRT11	PWIRT11	PWSRT11	NPSRT11	STLTRT11
	1-3/8"			FLTRT10				
	1.62"							STLTW20A
	1-5/8"							STLTTW20
20mm	26mm			FLT64BC				
0.84"	1-7/8"			FLT6204				
	1.62"			FLTRT02				
7/8"	1"			FLTRD10				
25.1mm	39.7mm			FLTRT19				
1"	2.209"			FLTRT13OV				
	1-7/16"			FLTRT12			NPSRT12	
	1-7/16"			FLTR12A				
	1-15/16"			FLTRT13	PWIRT13		NPSRT13	FLTRS13
	2-1/4"							FLTRS21
	2-3/8"				FLTTW21			
29mm	2-1/2"			FLTTW24				
	33mm			FLTRS4S				
	1-15/16"			FLTRT14			NPSRT14	
1-1/4"	2.209"			FLTRG14OV				
	2-3/4"			FLTTW22				
	2-7/16"			FLTRT15			NPSRT15	
	2-3/4"			FLTRTW22				
1-1/2"	2-7/16"			FLTRT16			NPSRT16	
	3"			FLTTW23				

# BRAKE KITS

Thumb Screw Brake RY	
Caster Series	Part Number
01, 03	TSB0000
05	TSB0001



Brake Code (R)



Brake Code (R)



Brake Code (R)



Brake Code (R)

Vertical top Lock Brake VY			
Caster Series	Wheel Dia	Wheel Width	Part Number
03	2"	1-3/4"	VLB20IA
	2-1/2"	1-3/4"	VLB25IA
	3"	1-3/4"	VLB30IA
09	3"	1"	VLB30DA
	4"	1"	VLB40DA
	5"	1"	VLB50DA
75/78	3"	1-1/4"	VLB30GA
	3-1/2"	1-1/4"	VLB35GA
	4"	1-1/4"	VLB40GA
13, 75	5"	1-1/4"	VLB50GA
	2-1/2"	1-1/4"	VLB25GA
	6"	1-1/4"	VLB60GA
79/80	4"	1-1/2"	VLB40H-79
		2"	VLB40J-79
	5"	1-1/2"	VLB50H-79
		2"	VLB50J-79
	6"	1-1/2"	VLB60H-79
		2"	VLB60J-79



Brake Code (V)



Brake Code (V)



Brake Code (V)



Brake Code (V)



Brake Code (V)



# BRAKE KITS CONTINUED



Brake Code (T)



Brake Code (T)



Brake Code (T)

Top Lock Brake TY			
Caster Series	Wheel Dia	Wheel Width	Part Number
03	3"(32)	1-3/4"	TLB32IA
07, 13, 21, 23, 75, CW	3"	1-1/4"	TLB30GA
	3-1/2"	1-1/4"	TLB35GA
	4"	1-1/4"	TLB40GA
	5"	1-1/4"	TLB50GA
	6"	1-1/4"	TLB60GA
13, 75	6-1/4"	1-1/4"	TLB61GA
FM	3"	1-1/4"	TLB30GA-FM
	4"	1-1/4"	TLB40GA-FM
	4"	1-1/4"	TLB50GA-FM
SH	3"	1-1/4"	TLB30GA-SH
	4"	1-1/4"	TLB40GA-SH
	4"	1-1/4"	TLB50GA-SH
05	3"(3A)	1-3/4"	TLB30IA
95(Nickel)	3"	1-1/4"	TLB30GA-95
	3-1/2"	1-1/4"	TLB35GA-95
	4"	1-1/4"	TLB40GA-95
	5"	1-1/4"	TLB50GA-95
H9	4"	2"	TLB40H9
	5"	2"	TLB50H9
	6"	2"	TLB60H9
27/28	4"	1-1/2"	TLB40HA
	5"	1-1/2"	TLB50HA
	6"	1-1/2"	TLB60HA
	8"	1-1/2"	TLB80HA
27/28, 39, 41, 43, 45, 47, 51, 4L	4"	2"	TLB40JA
	5"	2"	TLB50JA
	6"	2"	TLB60JA
	8"	2"	TLB80JA
67	8"	Pneumatic	TLB80LA
	10"	Pneumatic	TLB10LA
69(Brass)	8"	2"	TLB80JAB
	8"	Pneumatic	TLB80LB
57, 61	6"	3"	TLB60LR
	8"	3"	TLB80LR
	10"	3"	TLB10LR
27/28(Black)	4"	2"	TLB40JAX
	5"	2"	TLB50JAX
	6"	2"	TLB60JAX
	8"	2"	TLB80JAX
27/28, 39, 41, 43, 45, 47, 51, 4L,	4"	2"	TLB40JAR*
	5"	2"	TLB50JAR*
	6"	2"	TLB60JAR*
	8"	2"	TLB80JAR*

\*Rubber cover on brake arm

# BRAKE KITS CONTINUED



Brake Code (T)

Stainless Top Lock Brake TY			
Caster Series	Wheel diameter	Wheel Width	Part Number
15, S9, 73	3"	1-1/4"	STB30GA
	4"	1-1/4"	STB40GA
	5"	1-1/4"	STB50GA
15, S9	3-1/2"	1-1/4"	STB35GA
73	3-1/2"	1-1/4"	STB35GA-73
15, S9	6"	1-1/4"	STB60GA
73	6"	1-1/4"	STA60GA-73
31/32	4"	2"	STB40JA
	5"	2"	STB50JA
	6"	2"	STB60JA
	8"	2"	STB80JA
B1/B2	4"	2"	STB-B140
	5"	2"	STB-B150
	6"	2"	STB-B160
	8"	2"	STB-B180



Brake Code (H)

TKB Brake HY			
Caster Series	Wheel Diameter	Wheel Width	Part Number
13, 21	3"	1-1/4"	PTB30GA
	3.5"	1-1/4"	PTB35GA
	4"	1-1/4"	PTB40GA
	5"	1-1/4"	PTB50GA
07, 13, 21, 75, CW, 15, 73	3"	1-1/4"	TKB30GA
	4"	1-1/4"	TKB40GA
	5"	1-1/4"	TKB50GA
07, 13, 21, 75, CW, 15	3-1/2"	1-1/4"	TKB35GA
27,39	4"	2"	TKB40JA
	5"	2"	TKB50JA
	6"	2"	TKB60JA
	8"	2"	TKB80JA
31 (Stainless and High-Temp)	4"	2"	TKS40JA
	5"	2"	TKS50JA
	6"	2"	TKS60JA
	8"	2"	TKS80JA



Brake Code (I)



Brake Code (H)

# BRAKE KITS CONTINUED



Brake Code (S)



Brake Code (C)



Brake Code (S)



Brake Code (A)

Side Brake SY, AY			
Caster Series	Wheel Diameter	Wheel Width	Part Number
03	3"	1-3/4"	CAM03AITW
09	3"	1"	CAM0930
	4"	1"	
09	5"	1"	CAM0945
11	2"	15/16"	CAM1120
	2.5"	1-1/16"	CAM1125
	3"	1-1/4"	CAM1130
11, 23	4"	1-15/16"	CAM1140
23	3"	1-1/4"	
13	5"	1-1/4"	CAM50GA
27	4"	1-1/2"	CAM00HA
	5"		
	6"		
27/39	4"	2"	CAM00JA
	5"		
	6"		
	8"		
27	4"	2"	CAM27AA
	5"		
	6"		
	8"		
43	6"	2"	CAM00JB
	8"		
43	6"	2-1/2"	CAM00KB
	8"		
	10"		
67	8"	Pneumatic	CAM280
	10"	Pneumatic	CAM350
27, 28	3-1/4"	1-1/2"	ACB34HA
	4"		
27,28	5"	1-1/2"	ACB00HA
	6"		
27/28	3-1/4"	2"	ACB34JA
	4"		
27/28, 39, 41, 45, 4L, 51, 43/44, 47	5"	2"	ACB00JA
	6"		
	8"		
43/44, 47/48, 51	6"	2-1/2"	ACB00KA
	8"		
	10"		

# BRAKE KITS CONTINUED

Brake Code (W)



Wrap Around Brake WB			
Caster Series	Wheel diameter	Wheel Width	Part Number
27	4"	1-1/2"	WBC00HA
	5"		
	6"		
27/39	4"	2"	WBC00JA
	5"		
	6"		
	8"		
27	4"	2"	WBC0027
	5"		
	6"		
	8"		
43	6"	2"	WBC00JB
	8"		
43	6"	2-1/2"	WBC00KB
	8"		
	10"		
67	8"	Pneumatic	WBC280
	10"	Pneumatic	WBC350
27, 28	3-1/4"	1-1/2"	WBCA34HA
	4"		
27,28	5"	1-1/2"	WBCA00HA
	6"		
27/28	3-1/4"	2"	WBCA34JA
	4"		
27/28, 39, 41, 45, 4L, 51, 43/44, 47	5"	2"	WBCA00JA
	6"		
	8"		
43/44, 47/48, 51	6"	2-1/2"	WBCA00KA
	8"		
	10"		

# BRAKE KITS CONTINUED



Brake Code (F)



Brake Code (M)



Brake Code (B)

Face Contact Brake - Welded on FY			
Caster Series	Wheel Diameter	Wheel Width	Part Number
27/28, 43/44, 45, 47, 49, 51	4"	2"	FCBA40JZ
	5"	2"	FCBA50JZ
	6"	2"	FCBA60JZ
	8"	2"	FCBA80JZ
43, 51	6"	2.5"	FCBB60KZ
	8"	2.5"	FCBB80KZ
	10"	2.5"	FCBB10KZ
67/68	10"	Pneumatic	FCB673540
	12"	Pneumatic	FCB673640
53, 55, 57, 61	5"	2.5"(K)	FCB50KD
	5"	3"	FCB50LD
	6"	2.5"(K)	FCB60KD
	6"	2.5"(Q) & 3"	FCB60LD
	8"	2.5"(K)	FCB80KD
	8"	2.5"(Q) & 3"	FCB80LD
	10"	2.5"(K)	FCB10KD
	10"	2.5"(Q) & 3"	FCB10LD
	12"	2.5"(K)	FCB12KD
	12"	2.5"(Q) & 3"	FCB12LD
4K	4"	2"	FCB40JA4K
	5"	2"	FCB50JA4K
	6"	2"	FCB60JA4K
	8"	2"	FCB80JA4K
63	6"	3" or 2x1.5"	FCB60LA63
	8"	3" or 2x1.5"	FCB80LA63
	8"	4"	FCB80NA63
	10"	3" or 2x1.5"	FCB10LA63
	10"	4"	FCB10NA63
	12"	3" or 2x1.5"	FCB12LA63
	12"	4"	FCB12NA63
	16"	3"	FCB16LA63
65	8"	4" or 2x2"	FCB80NA65
	10"	4" or 2x2"	FCB10NA65
	12"	4" or 2x2"	FCB12NA65
D1	4"	2 x 2"	FCBD140J
	5"	2 x 2"	FCBD150J
	6"	2 x 2"	FCBD160J
	8"	2 x 2"	FCBD180J
D2	5"	2 X 3"	FCBD250L
	6"	2 X 3"	FCBD260L
	8"	2 X 3"	FCBD280L
	12"	2 X 3"	FCBD212L
D3	6"	2 X 3"	FCBD360L
	8"	2 X 3"	FCBD380L
	10"	2 X 3"	FCBD310L
	12"	2 X 3"	FCBD312L
D4	8"	4" or 2x2"	FCBD480N
	10"	4"	FCBD410N
	12"	4"	FCBD412N
S57(Stainless)	6"	3"	FCBS5760
	8"	3"	FCBS5780
	10"	3"	FCBS5710

# BRAKE KITS CONTINUED




**Brake Code (U)**

Face Contact Brake - Field Installable DF, UF			
Caster Series	Wheel Diameter	Wheel Width	Part Number
27/28, 41	5"	2"	FCB2750
	6"	2"	FCB2760
	8"	2"	FCB2780
27/28/39, 41, 51, 45, 47, 4L, 43, 44, 4K	4"	2"	UNIVF40JA
	5"	2"	UNIVF50JA
	6"	2"	UNIVF60JA
43, 44	6"	2.5"	UNIVF4360
	8"	2.5"	UNIVF4380
53, 55, 57, 61	6"	3" or 2x1.5"	FCB60LD-FI
	8"	3" or 2x1.5"	FCB80LD-FI
	10"	3" or 2x1.5"	FCB10LD-FI
	12"	3" or 2x1.5"	FCB12LD-FI
37/38	6"	2"	FCB60JA-37
	8"	2"	FCB80JA-37
3S/3R	6"	2"	FCB60-3S
	8"	2"	FCB80-3S




**Brake Code (I)**



**Brake Code (B)**



**Brake Code (N)**



**Brake Code (B)**

# SWIVEL LOCK

• Locking caster's swivel section

Caster Series	Part #
13,07,23,75,15,73 Weld-on	DSLWE(One-Directional Lock)
Weld-On Universal Plunger	4PSLWE
27, 39, 41, 45,67	4PFL27
	4PSL27
27(#20 top plate)	4PSL20
Stainless 31, S5, B1	4PSL31
43, 81, 57	4PSL43
47	4PSL47
49	4PSL49
51, 53, 57	4PSL53
55	4PSL55
61, D2	4PLS61
63, D3	4PSL63
64, D4	4PSL65
S57(Stainless)	4PSLS57



4PSL43



4PSL61



4PFL27

## Brackets

Description	Stem #	Part Number
180 Degree	90,91,97	FCK91-180
90 Degree	90,91,97	FCK91-90
90 Degree with hole	90,91,97	FCK91-90A



FCK91-180



FCB91-90

## Wrenches

Part #	Specs
WR0120URST	Fit upper raceway of #01, #03, #23
WR0320UR	Fit upper raceway of #03ZZ20
WRCHLV00	Fit LV caster
WRNCH08	Fit upper raceway of #08, 1.3" open
WRNCHM12	Fit bottom nut of #21, #75
WRNCHM8	Fit upper raceway of #09

WR0120URST

WR0320UR

WRCHLV00

WRNCH08


WRNCHM12

WRNCHM8



# TUBING SOCKETS

Tube			Mouting Hole Depth(in)	Stem #	Material	For use in Tubing I.D.	Part Number
I.D.	O.D.	Gauge					
.571"	0.687"	17	1.25"	53, 9B, 90	Nylon	Round	RSK58
.625"	0.75"	16	1.96"	53, 9B, 90, 91, 9C, 49	Nylon		RSK34
0.777"	0.875"	18	1.96"	53, 9B, 90, 91, 9C, 49	Nylon		RSK78
.872"	1.062"	13	2.125"	53, 9B, 90, 91, 9C, 49, 97	Nylon		RSK10
.902"	1.000"	18	2.125"	53, 9B, 90, 91, 9C, 49, 97	Nylon		RSK11
1.072	1.312	11	2.125	53, 9B, 90, 91, 9C, 49, 97	Nylon		RSK12
1.12	1.25	16	2.215	53, 9B, 90, 91, 9C, 49, 97	Nylon		RSK13
1.495	1.625	16	2.125	53, 9B, 90, 91, 9C, 49, 97	Nylon		RSK14
.625"	3/4"	16	1.96"	90,91,97	Nylon		Square
.765"	7/8"	16	1.96"	90,91,97	Nylon	SSK78	
0.87"	1"	16	1.312"	53, 9B, 90	Nylon	SSK10	
0.88"	1.04"	0.080 wall	2.125"	53, 9B, 90, 91, 9C, 49, 97	Nylon	SSK88	
.902"	1"	18	2.125"	53, 9B, 90, 91, 9C, 49, 97	Nylon	SSK89	
1.01"	1.25"	11	2,125"	53, 9B, 90, 91, 9C, 49, 97	Nylon	SSK91	
1.120"	1.250"	16	2.125"	53, 9B, 90, 91, 9C, 49, 97	Nylon	SSK90	
1.402"	1.50"	18	2.125	53, 9B, 90, 91, 9C, 49, 97	Nylon	SSK14	
27.8mm	30mm	1.1mm wall	1.5"	53, 9B, 90, 91, 9C	Nylon	SK9112518G	
1.87"	2"	16	2.62"	95	Plastic	SSK95	
0.571"	0.687"	17	1.37"	53, 9B, 90	Metal	Round	RSS54





# Expandable Rubber Adaptor

• Rubber bushing expands inside of tubing with plastic bushing on the bottom to provide stability for the stem.

## Adapter for Round Tubing

Use in Round Tubing I.D.	Expandable Range	Stem Designation when attached to a caster	Adaptor Kit Part #
3/4"	0.720" - 0.851"	71	ADP7134
7/8"	0.852" - 0.927"	72	ADP7278
15/16"	0.900" - 0.980"	7B	ADP7992
1"	0.935" - 1.029"	73	ADP7310
1-1/16"	1.020" - 1.100"	7A	ADP7A16
1-1/8"	1.110" - 1.190"	74	ADP7418
1-3/16"	1.178" - 1.303"	78	ADP7814
1-3/8"	1.360" - 1.425"	75	ADP7538
1-1/2"	1.426" - 1.589"	76	ADP7615
1-7/8"	1.790" - 1.850"	77	ADP7717



## Adaptor for Square Tubing

Used in Square Tubing I.D.	Expandable Range	Stem Designation when attached to a caster	Adaptor Kit Part #
3/4"	0.720" - 0.851"	R1	ADS7134
7/8"	0.852" - 0.927"	R2	ADS7278
1"	0.935" - 1.029"	R3	ADS7310
1-1/8"	1.030" - 1.190"	R4	ADS7418
1-3/8"	1.360" - 1.425"	R5	ADS7538
1-1/2"	1.426" - 1.589"	R6	ADS7615
1-7/8"	1.790" - 1.850"	R7	ADS7717



## Adaptor for Square Tubing

Used in Square Tubing I.D.	Expandable Range	Stem Designation when attached to a caster	Adaptor Kit Part #
1-3/8"	1.360" - 1.425"	U5	ADR7538



## Stainless Adaptor for Round Tubing with Stainless Knurl Nut

Use in Round	Expandable Range	Stem Designation when attached to a caster	Adaptor Kit Part #
7/8"	0.852" - 0.927"	A2	ASP7278
1"	0.935" - 1.029"	A3	ASP7310
1-3/8"	1.360" - 1.425"	A5	ASP7538
1-1/2"	1.426" - 1.589"	A6	ASP7615



## Stainless Adapter for Round Tubing with Non-Stainless Knurl Nut

Use in Round Tubing I.D.	Expandable Range	Stem Designation when attached to a caster	Adaptor Kit Part #
3/4"	0.720" - 0.851"	N1	ANP7134
7/8"	0.852" - 0.927"	N2	ANP7278
15/16"	0.900" - 0.980"	NB	ANP7992
1"	0.935" - 1.029"	N3	ANP7310
1-1/16"	1.020" - 1.100"	NA	ANP7A16
1-1/8"	1.110" - 1.190"	N4	ANP7418
1-3/16"	1.178" - 1.303"	N8	ANP7814
1-3/8"	1.360" - 1.425"	N5	ANP7538
1-1/2"	1.426" - 1.589"	N6	ANP7615
1-7/8"	1.790" - 1.850"	N7	ANP7717



## PIPE THREAD STEM ADAPTOR

- Fit 7/16" grip ring stem casters
- 3/4" NPT x 1"



Description	Part #
Accommodates 7/16" dia. Grip ring stem	NPT34

## QUICK CHANGE CASTER PADS/PLATES


### Spring Clip

- Attach to equipment using a 5/16" square head bolt
- Install & replace caster by one clip
- Zinc plated



### Bolt

- Install & Replace Caster with just one bolt/nut
- Unplated for easy welding to carts



TOP PLATE #	Top Plate Dimensions	Series of Casters	Installation Type	
			Spring Clip	Bolt
06	2-3/8 x 3-5/8	13, 75, CW, 21, T3, TH/SH, BK, F7, T9	CP006	CP006BT
A7	3-53/64 x 4-13/32	27/28	CPA7-02	CP100TNT
17	4x4-15/32	27/28, 39, RL/RX, 41	CP17-02	CP100UNI
17	4 x 4-1/2	45		CP100-45
19	4-1/2 x 6-1/4	43/44		CP019

# FLOOR LOCKS

- Rubber pad increases friction to secure the braking systems of carts
- Variety of floor locks to pair with different series of casters
- Zinc plated

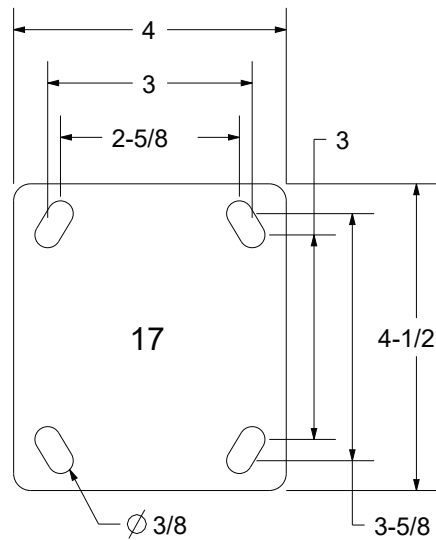
## Kick Bar Style

To fit caster series 13, 17, 21, 75, T3



Caster Wheel Diameter	Extended Height	Retracted Height	Part #
3"	4-3/4"	3-7/8"	FL300G6
4"	5-1/2"	4-1/2"	FL400G6
4"	5-1/2"	4-1/2"	FL400G6A
5"	6-1/2"	5-3/8"	FL500G6

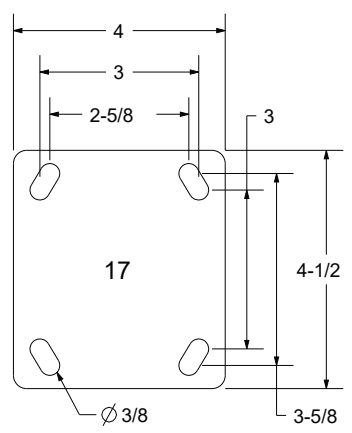
To fit caster series 27, 39, 41, 45



Caster Wheel Diameter	Extended Height	Retracted Height	Part #
4"	5-3/4"	5-1/16"	FL40017
5"	6-5/8"	5-5/8"	FL50017
6"	7-5/8"	6-5/8"	FL60017
8"	9-5/8"	8-5/8"	FL80017

# FLOOR LOCKS CONTINUED

## Pedal Lever



To fit caster series 27, 39, 41, 45

Caster Wheel Diameter	Extended Height	Retracted Height	Part #
4"	5-7/8"	4-5/8"	FL40117
4"	5-7/8"	4-5/8"	FL40A17*
5"	6-3/4"	5-1/2"	FL50117
6"	7-3/4"	6-1/2"	FL60117
8"	9-3/4"	8-1/2"	FL80117

\*with extened foot pedal

## Adjustable floor lock

- Additional 5/8" to be extended in case of uneven floor



Caster Wheel Diameter	Extended Height	Retracted Height	Adjustable Range	Part #
4"	5-7/8"	4-5/8"	5/8"	FL40117AJ
5"	6-3/4"	5-1/2"	5/8"	FL50117AJ
6"	7-3/4"	6-1/2"	5/8"	FL60117AJ
8"	9-1/2"	8-1/2"	5/8"	FL80117AJ

## WELD PLATE/SHIM PLATES

- Used to increase height of Casters
- Can be welded or bolted on



Overall Size	Thickness	Bolt Hole Pattern	Unplated	Zinc Plated	Stainless
2-3/8" x 3-5/8"	0.15"	1-3/4" x 2-7/8" slotted to 3"	14ZZZZZZZZ06UY	14ZZZZZZZZ06YY	
3-1/8" x 4-1/8"	0.15"	1-3/4" x 2-15/16" to 2-3/8" x 3-3/8"	14ZZZZZZZZ11UY	14ZZZZZZZZ11YY	
4" x 4-1/2"	0.215"	2-5/8" X 3-5/8" Slotted to 3" x 3"	28ZZZZZZZZ17UY	28ZZZZZZZZ17YY	32ZZZZZZZZ17YY
4-1/2" x 6-1/4"	.215"	2-7/16" x 4-15/16" slotted to 3-3/8" x 5-1/4"	44ZZZZZZZZ19UY		
4-1/2" x 6-1/4"	0.325"	2-7/16" x 4-15/16" slotted to 3-3/8" x 5-1/4"	54ZZZZZZZZ19YY		
5-1/4" x 7-1/4"	0.325"	3-3/8" x 5-1/4" slotted to 4-1/8" x 6-1/4"	56ZZZZZZZZ25YY		
4" x 4-1/2"	0.307"	3" x 3" tap 3/8" - 16	62ZZZZZZU317		
6-1/4" x 7-1/2"	0.36"	4-1/2" x 6" slotted to 4-1/8" x 6-1/8"		64ZZZZZZZZ30YY	
77mm x 96mm	0.15"	45mm x 75mm to 60mm x 80mm	FRZZZZZZZZMSUY		
4-1/2" x 6-1/4"	0.325"	2-7/16" x 4-15/16" slotted to 3-3/8" x 5-1/4"			S58ZZZZZZZZ19YY

# The Right Caster for the Right Job



**John Warren**  
**440-487-0273**

[john@qualitycastersupply.com](mailto:john@qualitycastersupply.com)

**Kathy Hirst**  
**440-554-0668**

[kathy@qualitycastersupply.com](mailto:kathy@qualitycastersupply.com)

6724 Melridge Dr. • Concord Twp., OH 44077 • OFFICE: 440-368-4667 • FAX: 888-554-7430

[www.qualitycastersupply.com](http://www.qualitycastersupply.com)